

OCK Roster Members and Opt-Outs for Conditions and At-Risk Conditions

AETNA/SUNFLOWER/UNITED	Yr. 1	Apr-20		May-20		Jun-20		Jul-20		Aug-20		Sep-20		Oct-20		Nov-20		Dec-20		Jan-21		Feb-21		Mar-21		Yr. 2	Apr-21		May-21		Jun-21		Jul-21		Aug-21	
		Roster Members	Opt-Out	Roster Members	Opt-Out	Roster Members	Opt-Out	Roster Members	Opt-Out	Roster Members	Opt-Out	Roster Members	Opt-Out	Roster Members	Opt-Out	Roster Members	Opt-Out	Roster Members	Opt-Out	Roster Members	Opt-Out	Roster Members	Opt-Out	Roster Members	Opt-Out		Roster Members	Opt-Out	Roster Members	Opt-Out	Roster Members	Opt-Out	Roster Members	Opt-Out	Roster Members	Opt-Out
<b>Conditions and At-Risk Conditions</b>		76	0	236	0	292	1	304	9	375	0	419	1	460	2	479	5	583	13	547	8	589	13	643	7	636	16	658	5	704	10	1,023	16	1,064	14	
<b>ASTHMA</b>		57	0	181	0	214	0	222	2	270	0	297	1	328	0	325	3	343	15	355	4	491	11	534	5	532	8	537	2	584	7	656	10	671	6	
<b>Mental Illness</b>		11	0	44	0	50	0	54	0	72	0	89	0	108	0	112	0	115	1	113	1	193	4	209	1	210	2	211	0	237	4	288	3	294	2	
<b>Substance Use Disorder</b>		28	0	89	0	103	0	106	0	161	0	154	1	179	0	184	1	196	9	200	4	281	6	303	1	303	6	307	0	351	4	402	8	406	4	
<b>Hypertension</b>		19	0	66	0	75	0	78	0	97	0	116	1	132	0	134	1	137	4	144	3	191	3	214	0	212	4	216	0	240	4	279	7	276	2	
<b>Metabolic Obesity</b>		27	0	88	0	113	0	114	0	137	0	161	0	176	0	186	1	198	3	205	2	317	9	346	3	347	5	353	0	386	5	436	7	447	2	
<b>Tobacco Use and/or Exposure to SHS*</b>		25	0	73	0	85	0	88	0	112	0	123	0	142	0	152	1	159	4	163	4	276	6	296	0	295	6	298	0	322	5	379	5	388	4	
<b>COPD</b>		12	0	40	0	43	0	44	0	59	0	68	0	74	0	81	0	85	3	80	3	138	5	150	0	149	3	147	0	160	1	187	5	190	2	
<b>Heart Disease</b>		17	0	57	0	64	0	66	0	85	0	100	1	117	0	124	2	128	3	140	2	198	4	216	1	212	3	221	0	238	2	272	5	281	3	
<b>Diabetes</b>		1	0	5	0	6	0	6	0	6	0	8	0	10	0	9	0	10	0	11	0	27	1	31	0	32	0	35	0	37	0	42	1	44	1	
<b>Metabolic Syndrome</b>		6	0	21	0	22	0	23	0	30	0	34	0	38	0	40	0	37	2	42	2	62	1	68	0	70	1	67	0	74	1	88	2	87	2	
<b>Kidney Disease</b>		39	-	86	0	117	1	148	4	244	1	296	1	342	2	366	2	305	1	411	4	441	14	478	3	537	14	740	12	1,418	11	1,823	42	1,853	39	
<b>SMI</b>																																				

Notes

\*This chart features data by month, to date

\*In April 2021, the expansion of codes (in addition to the 5 year look back that began in February 2021) went into effect

\*Please note that members in this program have multiple diagnoses that are being accounted for, separately, in this chart  
 -Resulting in some numerical overlap between diagnoses listed

Roster Members

-This category consists of members who are (1) Newly opt'd-in to the program and (2) Opt'd-in and able to receive services during this period  
 -These members appear on the roster for the reported month

Opt-Out

-This category consists of those who have either opt'd-out of the OCK program, or have lost eligibility for Medicaid, or have been discharged, or are deceased

\*Tobacco Use and/or Exposure to SHS- Tobacco Use and/or Exposure to Second Hand Smoke

\*Timelines:

- April 2020-August 2021: Program to Date Data
- April 2020-March 2021: 1st Year of OCK Program
- April 2021- August 2021 (present) : 2nd Year of OCK Program

OCK Eligibles and Opt-Ins

Plan	Yr. 1	Apr-20		May-20		Jun-20		Jul-20		Aug-20		Sep-20		Oct-20		Nov-20		Dec-20		Jan-21		Feb-21		Mar-21		Yr. 2	Apr-21		May-21		Jun-21		Jul-21		Aug-21		PTD, Monthly Average	
		Eligibles	Opt-In	Eligibles	Opt-In	Eligibles	Opt-In	Eligibles	Opt-In	Eligibles	Opt-In	Eligibles	Opt-In	Eligibles	Opt-In	Eligibles	Opt-In	Eligibles	Opt-In	Eligibles	Opt-In	Eligibles	Opt-In	Eligibles	Opt-In		Eligibles	Opt-In	Eligibles	Opt-In	Eligibles	Opt-In	Eligibles	Opt-In	Eligibles	Opt-In	Eligibles	Opt-In
Aetna		1,927	66	2,446	100	2,762	110	3,016	131	3,433	151	3,895	186	4,134	204	4,341	237	4,620	245	5,373	261	18,129	284	19,127	323		19,464	597	19,986	1,032	20,259	1,187	22,957	1,217	23,094	1,233	10,527	445
Sunflower		5,269	48	5,734	165	6,148	201	6,301	238	6,442	257	6,589	286	6,736	300	6,884	315	7,127	429	7,260	448	7,349	468	12,148	521		25,697	783	26,808	934	27,367	1,012	27,897	1,018	28,424	1,096	12,952	501
United Healthcare		3,589	28	4,235	130	5,065	190	5,198	255	5,544	352	5,468	374	5,704	378	6,024	392	6,344	393	6,720	415	6,720	424	6,759	437		23,856	562	24,017	879	24,205	1,214	24,361	1,266	24,508	1,277	11,077	520
<b>Cumulative Total</b>		<b>10,785</b>	<b>142</b>	<b>12,415</b>	<b>395</b>	<b>13,975</b>	<b>501</b>	<b>14,515</b>	<b>624</b>	<b>15,419</b>	<b>760</b>	<b>15,952</b>	<b>846</b>	<b>16,574</b>	<b>882</b>	<b>17,249</b>	<b>944</b>	<b>18,091</b>	<b>1,067</b>	<b>19,353</b>	<b>1,124</b>	<b>32,198</b>	<b>1,176</b>	<b>38,034</b>	<b>1,281</b>		<b>69,017</b>	<b>1,942</b>	<b>70,811</b>	<b>2,845</b>	<b>71,831</b>	<b>3,413</b>	<b>75,215</b>	<b>3,501</b>	<b>76,026</b>	<b>3,606</b>	<b>34,556</b>	<b>1,466</b>
		<i>Opt-In: 1%</i>		<i>Opt-In: 3%</i>		<i>Opt-In: 4%</i>		<i>Opt-In: 4%</i>		<i>Opt-In: 4%</i>		<i>Opt-In: 5%</i>		<i>Opt-In: 5%</i>		<i>Opt-In: 5%</i>		<i>Opt-In: 6%</i>		<i>Opt-In: 6%</i>		<i>Opt-In: 4%</i>		<i>Opt-In: 3%</i>			<i>Opt-In: 3%</i>		<i>Opt-In: 4%</i>		<i>Opt-In: 5%</i>		<i>Opt-In: 5%</i>		<i>Opt-In: 5%</i>		<i>Opt-In: 4%</i>	

Notes

\*This chart features unadjusted, cumulative data reported by the MCO partners (Aetna, Sunflower, and United).

\*From February 2021-March 2021, MCOs who mined their data early ahead of the April 2021 expansion of codes (with the 5 year look back) reported larger eligibility numbers during this period

\*In April 2021, the expansion of codes (in addition to the 5 year look back that began in February 2021) went into effect

Opt-In

\*Opt-In Percentages are rounded to the nearest whole number

\*This chart shows the total number of members that have opt'd-in to date

-It does not reflect those who have opt'd-out, lost eligibility, have been discharged, or are deceased

-The 'opt-in' members are those who have chosen to opt-in to the program by mail or phone with an MCO Partner, but may not appear on roster yet

\*PTD, Monthly Average= Program to Date, Monthly Average

-Monthly Average is reflective of April 2020-August 2021 period

Timelines:

-April 2020-August 2021: Program to Date Data

-April 2020-March 2021: 1st Year of OCK Program

-April 2021- August 2021 (present): 2nd Year of OCK Program

Dashboard OCK April 2020-August 2021 OCK Roster Members and Opt-Outs of Rate Cells

		OCK Roster Members and Opt-Outs of Rate Cells																																		
RETNA/SUNFLOWER/UNITED	Yr. 1	Apr-20		May-20		Jun-20		Jul-20		Aug-20		Sep-20		Oct-20		Nov-20		Dec-20		Jan-21		Feb-21		Mar-21		Yr. 2	Apr-21		May-21		Jun-21		Jul-21		Aug-21	
		Roster Members	Opt-Out	Roster Members	Opt-Out	Roster Members	Opt-Out	Roster Members	Opt-Out	Roster Members	Opt-Out	Roster Members	Opt-Out	Roster Members	Opt-Out	Roster Members	Opt-Out	Roster Members	Opt-Out	Roster Members	Opt-Out	Roster Members	Opt-Out	Roster Members	Opt-Out		Roster Members	Opt-Out	Roster Members	Opt-Out	Roster Members	Opt-Out	Roster Members	Opt-Out	Roster Members	Opt-Out
Rate Cell		0	0	0	0	0	0	0	0	0	0	0	0	0	0	0	0	0	0	0	0	0	0	0	0	0	0	0	0	0	0	0	0	0	0	
Autism		0	0	0	0	0	0	0	0	0	0	0	0	0	0	0	0	0	0	0	0	0	0	0	0	0	0	0	0	0	0	0	0	0		
BCC		0	0	0	0	0	0	0	0	0	0	0	0	0	0	0	0	0	0	0	0	0	0	0	0	0	0	0	0	0	0	0	0			
Children Receiving Long Term Care		0	0	0	0	0	0	0	0	0	0	0	0	0	0	0	0	0	0	0	0	0	0	0	0	0	0	0	0	0	0	0	0			
DD Dual < 45		2	1	3	0	6	1	2	0	8	0	7	0	7	0	6	1	7	1	6	1	9	7	0	0	0	0	0	0	0	0	0	0			
DD Dual 45+		0	0	3	0	2	0	2	0	4	0	2	0	7	0	7	0	2	0	9	0	31	0	0	0	0	0	0	0	0	0	0	0			
DD Non Dual 1 - 21		0	0	3	0	2	0	2	0	4	0	5	0	5	0	4	0	4	0	4	0	4	0	0	0	0	0	0	0	0	0	0	0			
DD Non Dual 22+		0	0	2	0	2	0	2	0	3	0	3	0	2	0	3	0	5	0	5	0	5	0	0	0	0	0	0	0	0	0	0	0			
PC/AS N M/F 1+		89	1	79	0	102	0	99	4	108	0	106	0	105	0	106	1	104	2	105	2	102	3	106	2	106	3	106	2	233	1	233	1	328	5	
LTC Dual		39	0	30	0	36	0	45	1	60	0	70	1	79	0	83	0	88	1	100	2	108	4	121	1	137	1	200	2	200	2	303	4			
LTC Non Dual		8	0	18	0	22	0	23	0	33	0	43	0	53	0	56	0	56	0	56	0	63	1	74	0	74	1	88	0	119	2	119	2			
MCHIP		1	0	2	0	2	0	2	0	2	0	2	0	3	0	3	0	4	0	4	0	5	0	9	0	10	0	13	1	13	1	11	1			
MN Dual M/F < 65		0	0	2	0	4	0	6	0	12	0	16	0	22	0	24	0	23	0	22	0	23	0	24	0	24	3	26	0	45	0	45	0			
MN M/F Dual 65+		0	0	0	0	0	0	2	0	3	0	3	0	4	0	4	0	4	0	3	0	3	0	3	0	2	0	3	0	3	0	3	0			
MN Non Dual M/F		0	0	0	0	1	0	0	0	0	0	0	0	0	0	5	0	5	0	4	0	4	0	5	0	8	0	8	0	12	0	12	0			
PLE PW < 30		0	0	0	0	0	0	0	0	0	0	0	0	0	0	0	0	0	0	0	0	0	2	0	4	0	11	0	11	0	15	0				
PLE PW 30+		0	0	0	0	0	0	0	0	1	0	1	0	0	0	0	0	0	0	0	0	0	1	0	1	0	6	0	6	0	7	0				
SED		2	0	5	0	6	0	6	0	6	0	11	0	16	0	15	0	16	0	21	0	22	1	23	0	29	0	46	1	46	1	72	2			
SSI Dual M/F < 65		3	0	21	0	26	0	36	1	65	0	80	1	89	0	96	0	97	4	104	3	107	3	128	0	142	1	189	1	189	1	238	3			
SSI Dual M/F 65+		2	0	9	0	9	0	10	0	10	0	15	0	15	0	16	1	18	0	21	0	21	0	23	1	29	0	40	0	40	0	49	3			
SSI Non Dual M/F 1 - 21		3	0	8	0	12	0	13	0	15	0	14	0	16	0	16	0	22	0	25	1	29	0	29	0	32	0	43	1	43	1	57	0			
SSI Non Dual M/F 22+		17	0	63	0	77	0	83	0	133	0	170	1	191	0	204	1	219	0	238	0	253	3	279	2	339	0	480	1	480	1	610	7			
TA		3	0	3	0	5	0	5	0	4	0	4	0	4	0	4	0	4	0	4	0	4	0	3	0	3	0	3	0	3	0	4	0			
TAF + PLE 1 - 21		1	0	18	0	27	0	34	0	35	0	40	0	43	0	45	0	49	0	60	0	65	0	79	1	94	1	157	0	157	0	218	1			
TAF 22+		8	0	33	0	43	0	47	0	63	0	75	1	86	0	89	1	98	1	106	1	106	4	124	2	166	0	251	2	251	2	391	3			
TBI		2	0	3	0	4	0	6	0	10	0	13	0	12	0	13	0	14	0	16	0	19	0	21	1	25	1	36	0	36	0	47	1			
WORK - LOC 050		0	0	0	0	0	0	0	0	0	0	0	0	0	0	0	0	0	0	0	0	0	0	0	0	0	0	0	0	0	0	0				
Working Disabled M/F All Ages		1	0	6	0	8	0	10	0	16	0	18	0	19	0	21	0	21	1	23	1	23	0	27	0	27	0	32	1	32	1	47	0			

Notes

\*This chart features data by month, to date

\*In April 2021, the expansion of codes (in addition to the 5 year look back that began in February 2021) went into effect

\*Please note that members in this program have multiple diagnoses that are being accounted for, separately, in this chart  
-Resulting in some numerical overlap between diagnoses listed

Roster Members

-This category consists of members who are (1) Newly opt'd-in to the program and (2) Opt'd-in and able to receive services during this period  
-These members appear on the roster for the reported month

Opt-Out

-This category consists of those who have either opt'd-out of the OCK program, or have lost eligibility for Medicaid, or have been discharged, or are deceased

\*Timeliness:

-April 2020-August 2021: Program to Date Data  
-April 2020-March 2021: 1st Year of OCK Program  
-April 2021- August 2021 (present): 2nd Year of OCK Program

OCK Service Utilization By Month By MCO

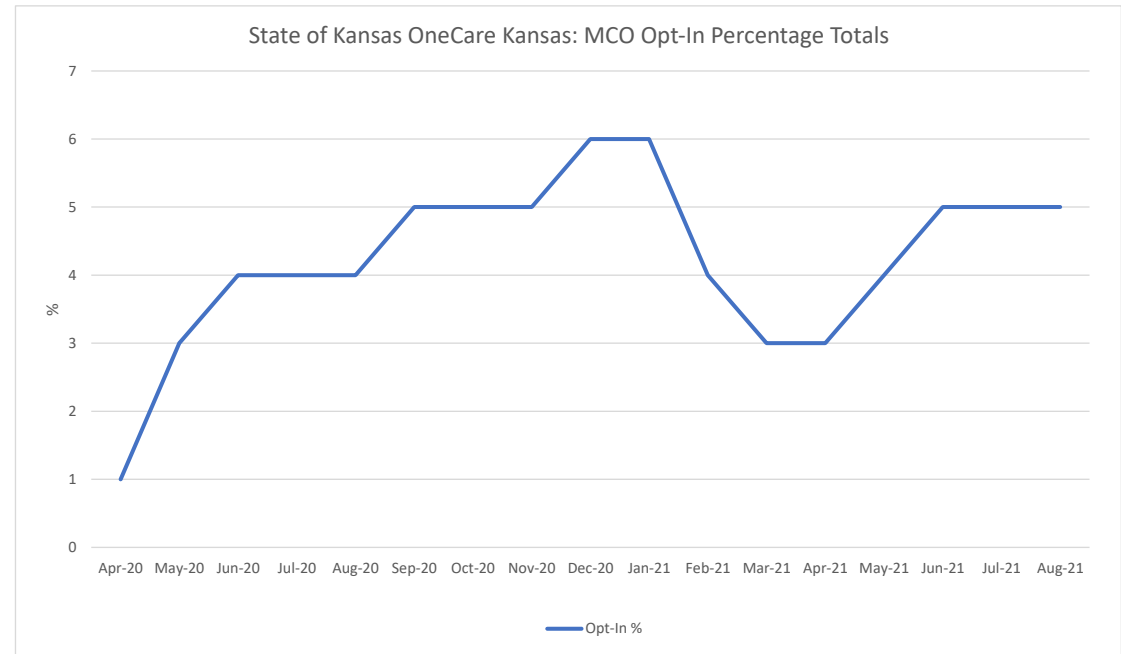
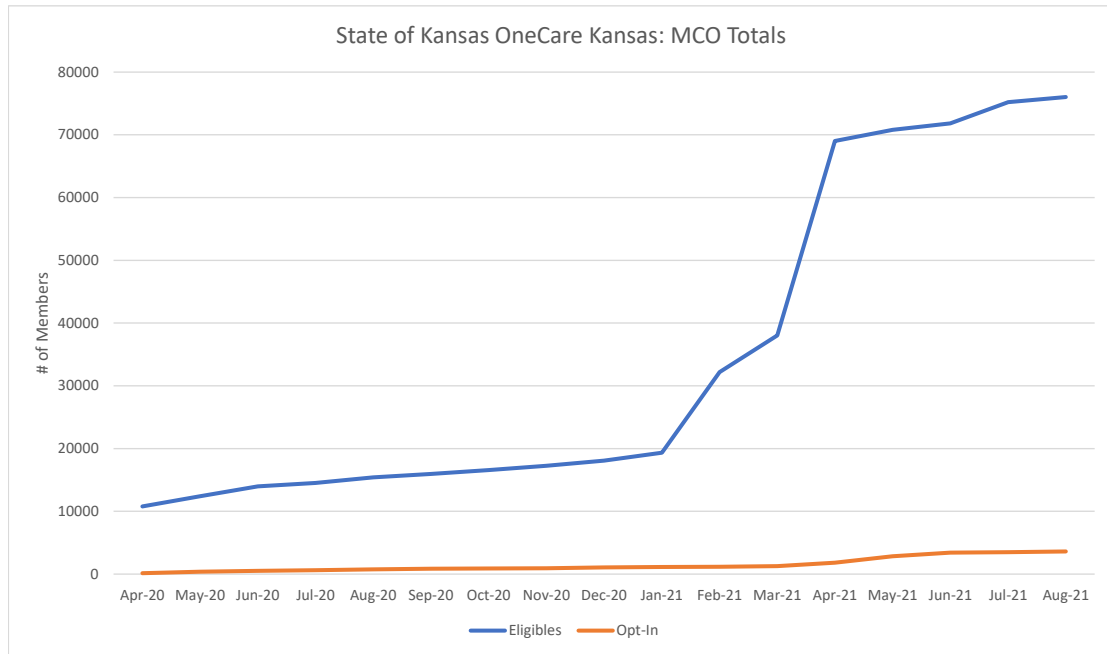
Service Utilization	Yr. 1	Apr-20			May-20			Jun-20			Jul-20			Aug-20			Sep-20			Oct-20			Nov-20			Dec-20			Jan-21			Feb-21			Mar-21			Yr. 2	Apr-21			May-21			Jun-21			Jul-21			Aug-21		
		Aetna	Sunflower	United	Aetna	Sunflower	United	Aetna	Sunflower	United	Aetna	Sunflower	United	Aetna	Sunflower	United	Aetna	Sunflower	United	Aetna	Sunflower	United	Aetna	Sunflower	United	Aetna	Sunflower	United	Aetna	Sunflower	United	Aetna	Sunflower	United	Aetna	Sunflower	United		Aetna	Sunflower	United	Aetna	Sunflower	United									
Core Services of OCK		40	18	10	37	36	46	42	42	52	37	77	32	34	53	63	42	94	94	55	78	107	42	60	92	47	69	80	48	112	113	71	144	106	85	138	107	107	178	142	105	194	112	169	192	114	117	143	162	76	11	40	
Comprehensive Care Management		5	14	7	27	33	43	43	61	58	53	95	52	71	118	98	84	143	103	98	186	153	107	150	171	100	206	173	106	235	182	99	217	172	120	196	178	95	228	230	102	262	241	234	301	299	221	248	404	116	15	158	
Care Coordination		10	16	5	12	51	30	35	33	35	18	53	33	21	96	74	34	65	53	94	74	62	42	78	60	54	115	107	24	66	74	48	85	37	48	70	89	53	114	113	58	140	196	85	124	125	55	69	114	31	4	19	
Health Promotion		0	0	0	0	0	4	1	1	0	0	1	2	3	4	1	1	0	1	6	5	0	1	6	0	1	5	0	1	6	4	4	3	1	6	1	11	5	6	7	5	4	7	11	8	3	3	5	7	1	1	5	
Comprehensive Transitional Care from Inpatient to Other Settings		2	1	0	13	18	2	24	34	3	21	54	10	44	71	60	43	66	47	76	106	75	35	96	59	63	125	72	59	83	57	52	94	77	69	114	65	65	105	94	79	114	80	96	124	99	103	116	107	84	11	87	
Individual and Family Support		4	0	3	3	1	4	8	5	7	15	5	4	16	18	6	1	10	5	18	13	9	13	5	11	18	30	15	19	19	7	21	10	20	26	11	16	10	22	13	19	16	22	80	21	28	27	53	9	2	13		
Referral to Community and Social Support Services		17	14	2	22	27	29	27	35	21	17	41	24	18	54	51	26	70	61	20	46	68	24	20	29	27	36	27	13	26	17	17	26	24	17	13	13	14	40	25	16	46	34	36	61	43	47	43	47	11	1	28	
HAP (Health Action Plan)																																																					

**Notes**  
 This chart represents a distinct count of the service(s) utilized by members during the reporting period  
 \*Members may utilize multiple services during the reporting period

\*Please note that due to claims lag, the data featured in this chart is not stagnant and is subject to change

**Timeline**  
 April 2020-August 2021: Program to Date Data  
 April 2020-March 2021: 1st Year of OCK Program  
 April 2021-August 2021 (present) : 2nd Year of OCK Program

Dashboard OCK April 2020-August 2021 Total by Month by MCO Chart



**Notes:**

\*These graphs reflect the total monthly performance of all 3 MCOs combined: Aetna, Sunflower, and United

\*Opt-In Percentages are rounded to the nearest whole number

\*The data shown in these graphs are drawn from the 'Total by Month by MCO Chart'

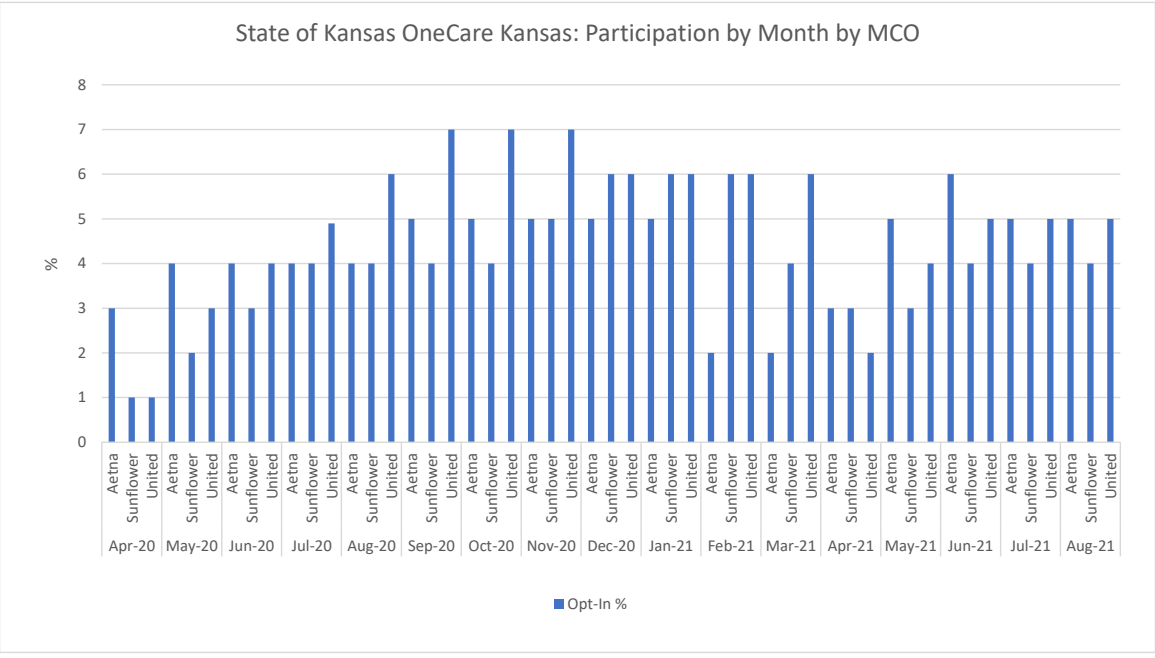
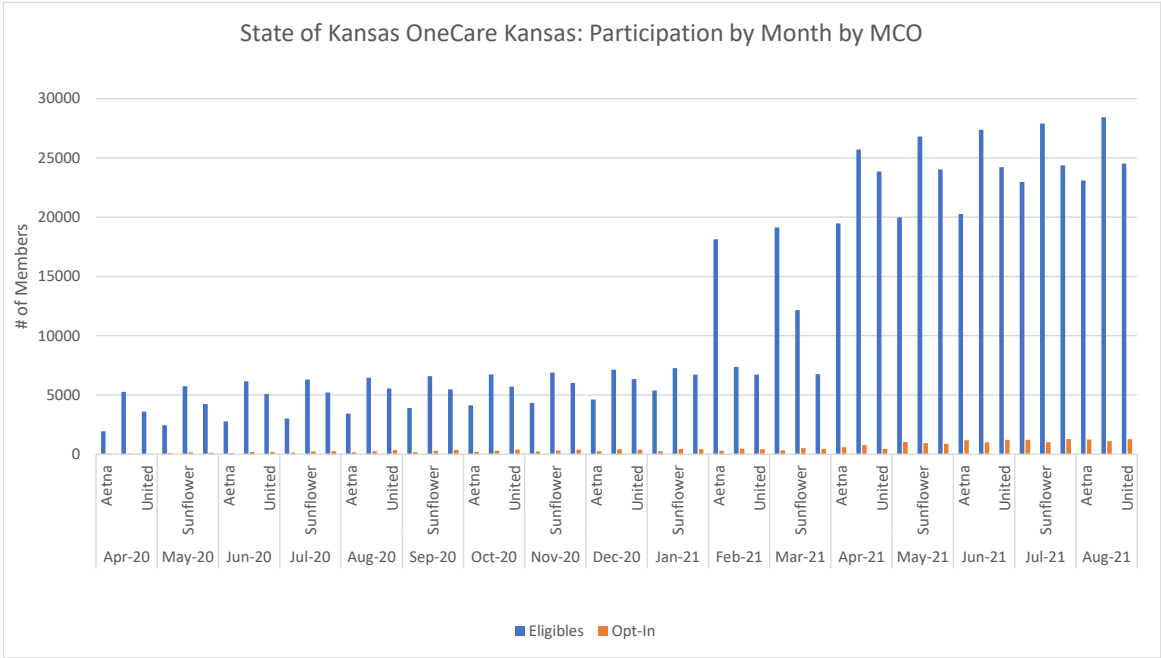
\*From February 2021-March 2021, MCOs who mined their data early ahead of the April 2021 expansion of codes (with the 5 year look back) reported larger eligibility numbers during this period

\*In April 2021, the expansion of codes (in addition to the 5 year look back that began in February 2021) went into effect

**Timelines:**

- April 2020-August 2021: Program to Date Data
- April 2020-March 2021: 1st Year of OCK Program
- April 2021-August 2021 (present) : 2nd Year of OCK Program

Dashboard OCK April 2020-August 2021 By Month by MCO Column Graphs



**Notes:**

\*Opt-In Percentages are rounded to the nearest whole number

\*The data shown in these graphs are drawn from the 'Total by Month by MCO Chart'

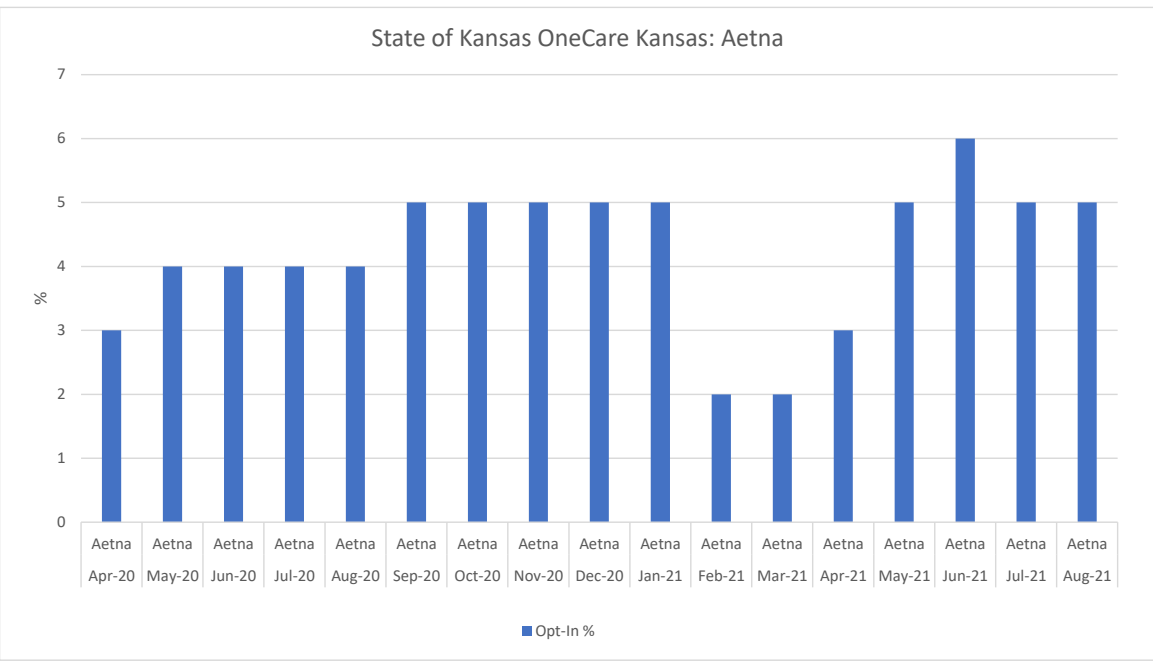
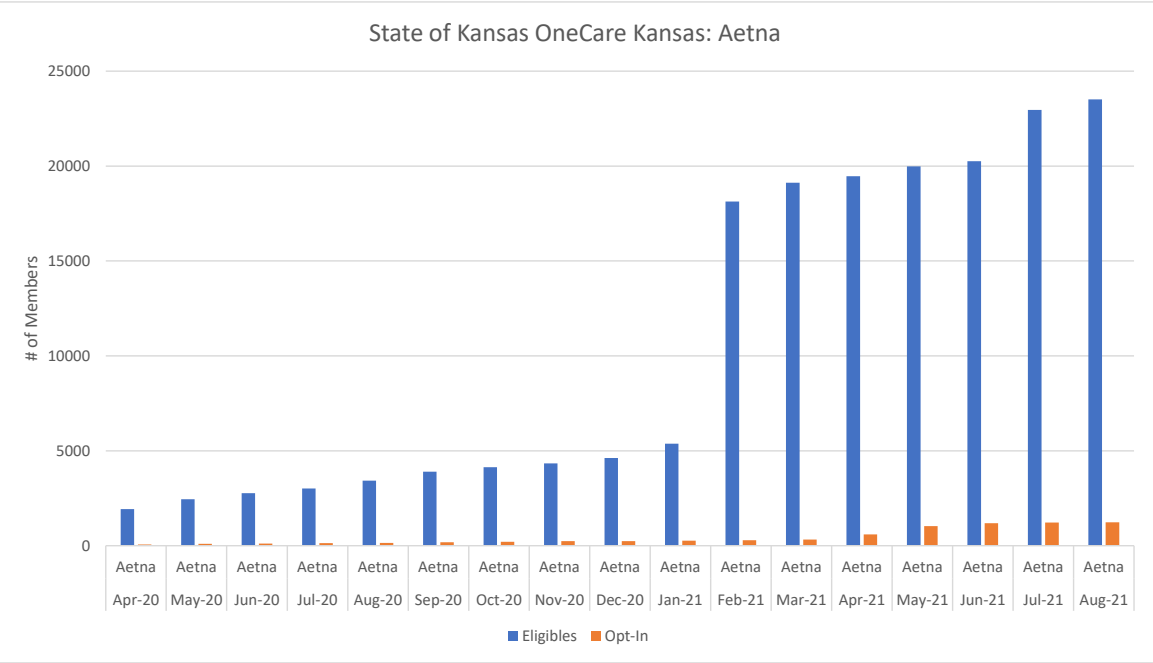
\*From February 2021-March 2021, MCOs who mined their data early ahead of the April 2021 expansion of codes (with the 5 year look back) reported larger eligibility numbers during this period

\*In April 2021, the expansion of codes (in addition to the 5 year look back that began in February 2021) went into effect

**\*Timelines:**

- April 2020-August 2021: Program to Date Data
- April 2020-March 2021: 1st Year of OCK Program
- April 2021-August 2021 (present) : 2nd Year of OCK Program

Dashboard OCK April 2020-August 2021 Monthly Performance-Aetna



**Notes:**

\*Opt-In Percentages are rounded to the nearest whole number

\*The data shown in these graphs are drawn from the 'Total by Month by MCO Chart'

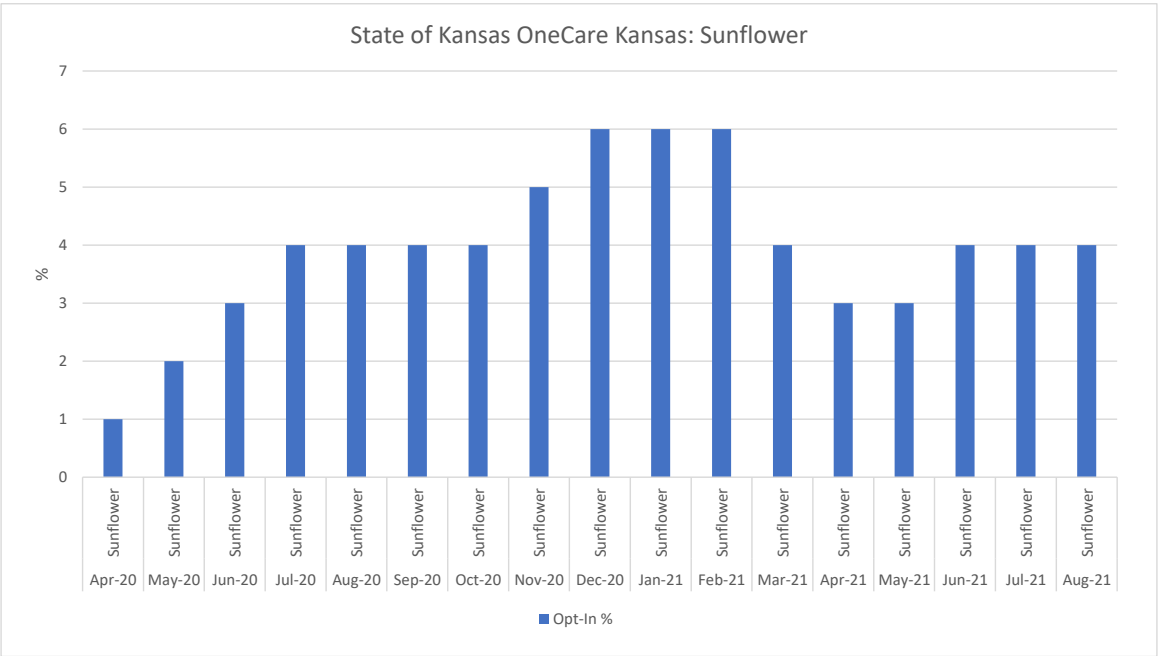
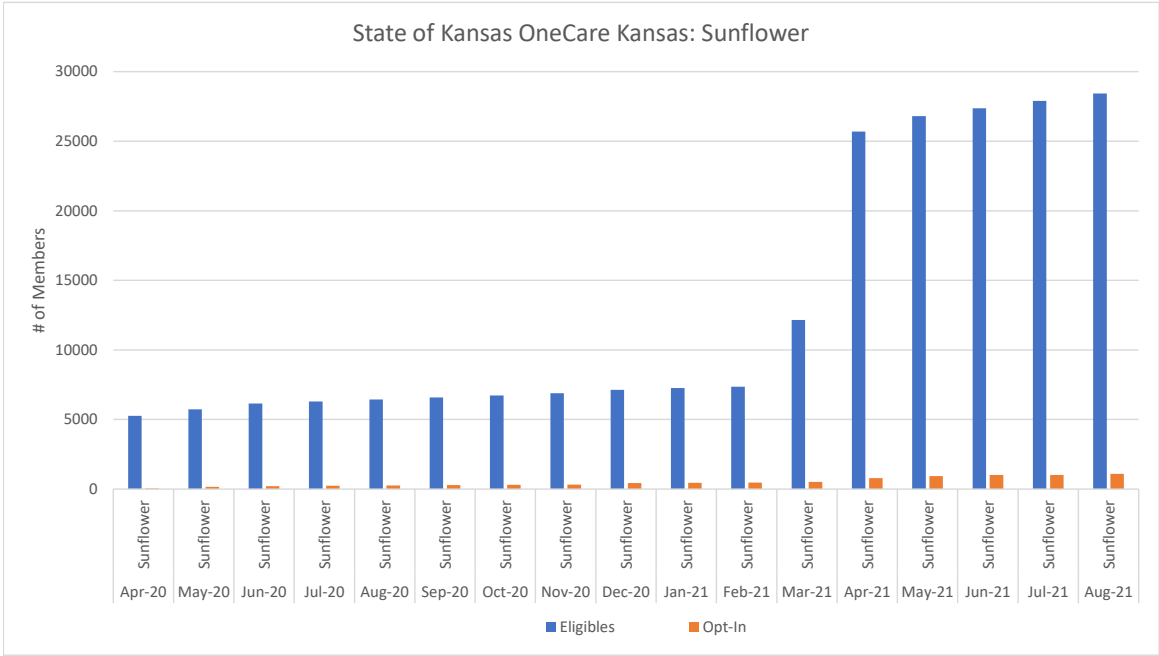
\*From February 2021-March 2021, MCOs who mined their data early ahead of the April 2021 expansion of codes (with the 5 year look back) reported larger eligibility numbers during this period

\*In April 2021, the expansion of codes (in addition to the 5 year look back that began in February 2021) went into effect

**\*Timelines:**

- April 2020-August 2021: Program to Date Data
- April 2020-March 2021: 1st Year of OCK Program
- April 2021-August 2021 (present) : 2nd Year of OCK Program

Dashboard OCK April 2020-August 2021 Monthly Performance-Sunflower



**Notes:**

\*Opt-In Percentages are rounded to the nearest whole number

\*The data shown in these graphs are drawn from the 'Total by Month by MCO Chart'

\*From February 2021-March 2021, MCOs who mined their data early ahead of the April 2021 expansion of codes (with the 5 year look back) reported larger eligibility numbers during this period

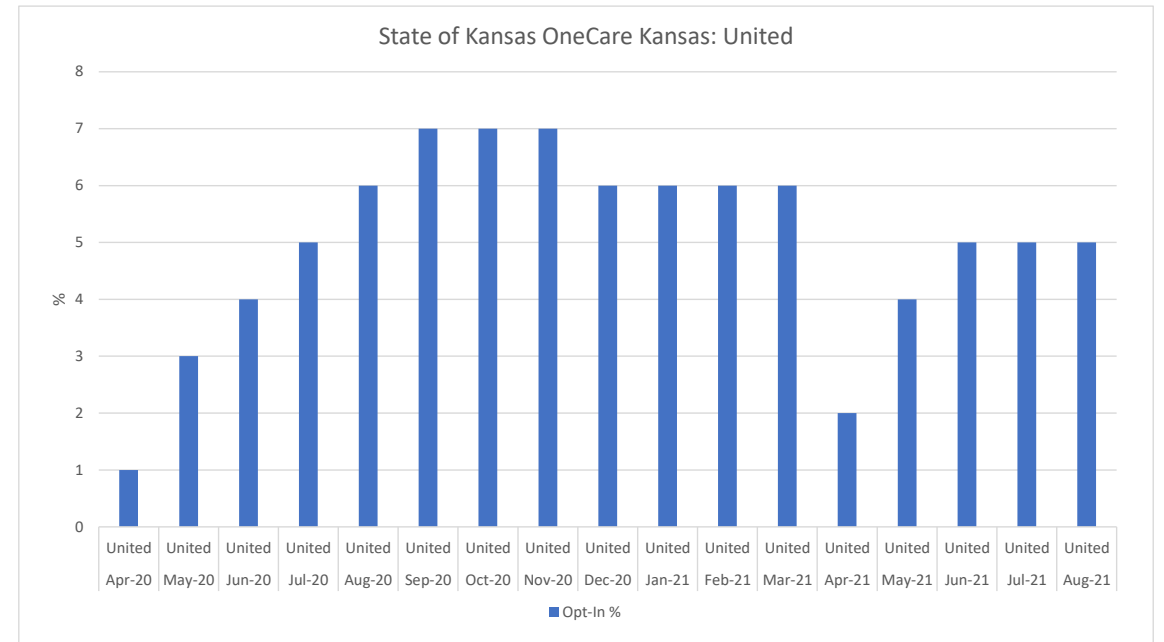
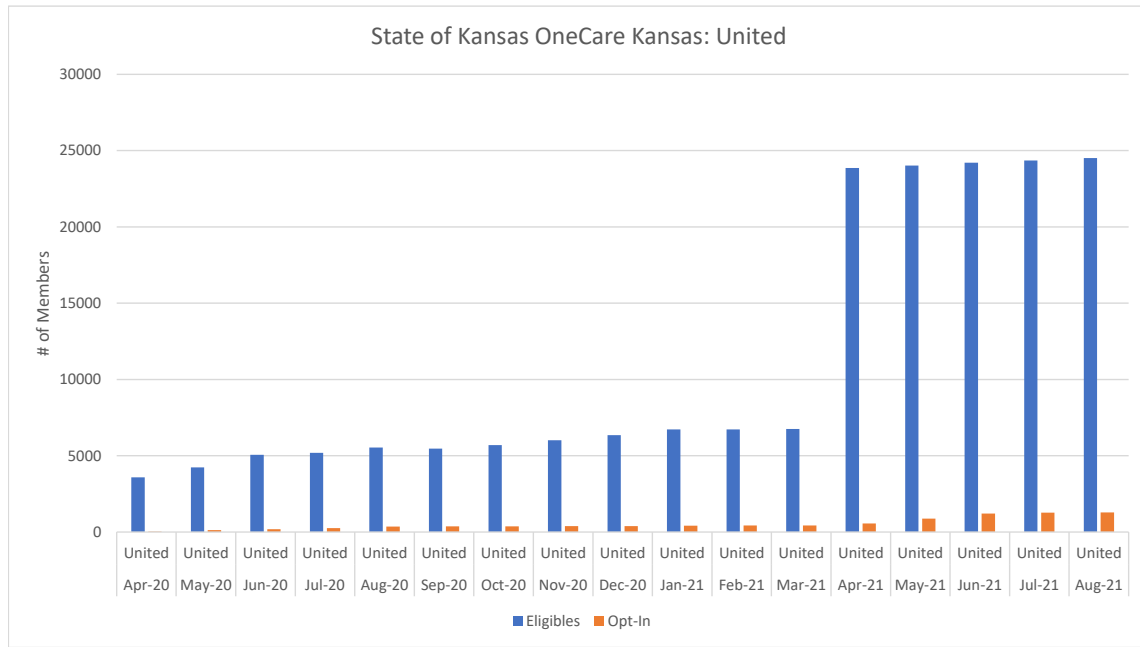
\*In April 2021, the expansion of codes (in addition to the 5 year look back that began in February 2021) went into effect

**\*Timelines:**

- April 2020-August 2021: Program to Date Data
- April 2020-March 2021: 1st Year of OCK Program
- April 2021-August 2021 (present) : 2nd Year of OCK Program



Dashboard OCK April 2020-August 2021 Monthly Performance-United



**Notes:**

**\*Opt-In Percentages are rounded to the nearest whole number**

**\*The data shown in these graphs are drawn from the 'Total by Month by MCO Chart'**

\*From February 2021-March 2021, MCOs who mined their data early ahead of the April 2021 expansion of codes (with the 5 year look back) reported larger eligibility numbers during this period

\*In April 2021, the expansion of codes (in addition to the 5 year look back that began in February 2021) went into effect

**\*Timelines:**

-April 2020-August 2021: Program to Date Data

-April 2020-March 2021: 1st Year of OCK Program

-April 2021-August 2021 (present): 2nd Year of OCK Program