



GEO-ACCESS MAPS

For 2nd Quarter, 2024

The following Geo-Access maps are generated by the KanCare Managed Care Organizations (MCOs) each quarter and illustrate the geographical coverage of providers throughout the state for specific provider types. The format for the maps has been updated to reflect changes with KanCare 2.0 and in accordance with the Medicaid and CHIP Managed Care Final Rule.

The Geographic Mapping Reports allow KDHE to evaluate the growth of the network, identify gaps in coverage, monitor MCO compliance with the KanCare Network Adequacy Standards, and provide constructive feedback to the MCOs.

The provider categories included in the maps are listed below:

- Adult Primary Care Providers (PCPs)
- Pediatric Primary Care Providers (PCPs)
- OB/GYN
- Adult Behavioral Health (non-waiver)
- Pediatric Behavioral Health (non-waiver)
- Adult Specialists
- Pediatric Specialists
- Hospital
- Pharmacy
- Dental and Vision
- Ancillary Services
- HCBS (fixed-site)

Each map identifies the specialty and—where applicable—population for the service identified. Only providers contracted for the specified service are shown, including providers in border states. Provider service locations are identified on each map as a small dot and colored circles are used to represent the radius in miles from each provider service location (for the identified urban-rural classification). The size of each circle corresponds to distance requirements identified in the network standards.

For each map, a count will display the number of unique providers and locations. In some instances, many providers practice in a single location. Providers may also have multiple practice locations.

The index below identifies the classification indicators used in the maps. For all maps, the following scale is used.



Adult Services

- Urban/Semi-Urban
- Densely Settled/Rural/Frontier
- Border State
- Provider Locations

Pediatric Services

- Urban/Semi-Urban
- Densely Settled/Rural/Frontier
- Border State
- Provider Locations

HCBS Services

- Urban/Semi-Urban
- Densely Settled/Rural/Frontier
- Border State
- Provider Locations

Hospital, Ancillary, Pharmacy, and Vision Services

- Urban/Semi-Urban
- Densely Settled/Rural/Frontier
- Border State
- Provider Locations



KanCare Managed Care Organization
 Mapped Provider Count Report
 Aetna Better Health

| Provider Specialty Type | # Unique Providers | # Unique Locations | URBAN & SEMI-URBAN | | RURAL & FRONTIER | |
|---|--------------------|--------------------|---|--|---|--|
| | | | Percent of Members within Access Standard | Mean Distance from Member to Provider Type | Percent of Members within Access Standard | Mean Distance from Member to Provider Type |
| Primary Care Physicians | | | <i>20 MILES / 40 MINUTES</i> | | <i>30 MILES / 45 MINUTES</i> | |
| Adult Primary Care Providers | 2630 | 1144 | 100.0% | 1.3 | 100.0% | 3.1 |
| Pediatric Primary Care Providers | 3136 | 1165 | 100.0% | 1.4 | 100.0% | 3.3 |
| OB/GYN | | | <i>15 MILES / 30 MINUTES</i> | | <i>60 MILES / 90 MINUTES</i> | |
| OB/GYN | 552 | 552 | 100.0% | 2.5 | 100.0% | 8.7 |
| Behavioral Health | | | <i>30 MILES / 60 MINUTES</i> | | <i>60 MILES / 90 MINUTES</i> | |
| Adult Behavioral Health | 4307 | 1381 | 100.0% | 1.2 | 100.0% | 4.9 |
| Pediatric Behavioral Health | 5956 | 1416 | 100.0% | 1.4 | 100.0% | 5.4 |
| Specialist | | | <i>30 MILES / 60 MINUTES</i> | | <i>90 MILES / 135 MINUTES</i> | |
| ADULT SPECIALIST | | | <i>30 MILES / 60 MINUTES</i> | | <i>90 MILES / 135 MINUTES</i> | |
| Allergy | 51 | 241 | 99.7% | 4.7 | 94.6% | 36.5 |
| Cardiology | 526 | 551 | 100.0% | 2.2 | 100.0% | 9.9 |
| Dermatology | 79 | 310 | 100.0% | 3.1 | 100.0% | 15.9 |
| Gastroenterology | 161 | 388 | 100.0% | 2.4 | 99.8% | 17.7 |
| General Surgery | 478 | 601 | 100.0% | 2.5 | 100.0% | 6.7 |
| Hematology/Oncology | 239 | 418 | 100.0% | 2.4 | 100.0% | 11.8 |
| Nephrology | 143 | 341 | 100.0% | 2.8 | 100.0% | 16.7 |
| Neurology | 376 | 494 | 100.0% | 2.4 | 100.0% | 11.8 |
| Ophthalmology | 133 | 181 | 100.0% | 3.3 | 100.0% | 21.8 |
| Orthopedics | 322 | 471 | 100.0% | 2.5 | 100.0% | 9.6 |
| Otolaryngology | 156 | 299 | 100.0% | 3.4 | 100.0% | 21.9 |
| Physical Medicine/Rehab | 114 | 347 | 100.0% | 2.5 | 94.4% | 33.3 |
| Plastic and Reconstructive Surgery | 77 | 322 | 100.0% | 3.0 | 92.8% | 38.6 |
| Podiatry | 60 | 115 | 100.0% | 6.4 | 100.0% | 19.4 |
| Psychiatrist | 634 | 732 | 100.0% | 1.6 | 100.0% | 5.8 |
| NOTE: The standard for this specialty differs from other specialties in this group. | | | <i>15 MILES / 30 MINUTES</i> ↑ | | <i>60 MILES / 90 MINUTES</i> ↑ | |
| Pulmonary Disease | 242 | 481 | 100.0% | 2.3 | 100.0% | 17.7 |
| Urology | 129 | 282 | 100.0% | 3.4 | 99.8% | 19.1 |



KanCare Managed Care Organization
 Mapped Provider Count Report
Aetna Better Health

| Provider Specialty Type | # Unique Providers | # Unique Locations | URBAN & SEMI-URBAN | | RURAL & FRONTIER | |
|---|--------------------|--------------------|---|--|---|--|
| | | | Percent of Members within Access Standard | Mean Distance from Member to Provider Type | Percent of Members within Access Standard | Mean Distance from Member to Provider Type |
| PEDIATRIC SPECIALIST | | | 30 MILES / 60 MINUTES | | 90 MILES / 135 MINUTES | |
| Allergy | 51 | 242 | 99.8% | 4.6 | 89.7% | 46.5 |
| Cardiology | 527 | 556 | 100.0% | 2.4 | 100.0% | 10.5 |
| Dermatology | 79 | 307 | 100.0% | 3.3 | 100.0% | 15.6 |
| Gastroenterology | 161 | 383 | 100.0% | 2.6 | 99.7% | 17.7 |
| General Surgery | 478 | 599 | 100.0% | 2.7 | 100.0% | 6.8 |
| Hematology/Oncology | 239 | 422 | 100.0% | 2.6 | 100.0% | 12.4 |
| Neonatology | 53 | 136 | 100.0% | 6.1 | 85.9% | 59.4 |
| Nephrology | 142 | 339 | 100.0% | 3.1 | 100.0% | 18.2 |
| Neurology | 376 | 495 | 100.0% | 2.6 | 100.0% | 12.9 |
| Ophthalmology | 133 | 181 | 100.0% | 3.5 | 100.0% | 25.0 |
| Orthopedics | 321 | 471 | 100.0% | 2.7 | 100.0% | 9.8 |
| Otolaryngology | 156 | 296 | 100.0% | 3.7 | 100.0% | 26.0 |
| Physical Medicine/Rehab | 114 | 348 | 100.0% | 2.8 | 89.7% | 44.3 |
| Plastic and Reconstructive Surgery | 77 | 320 | 100.0% | 3.2 | 87.4% | 49.5 |
| Podiatry | 60 | 114 | 100.0% | 6.5 | 100.0% | 20.7 |
| Psychiatrist | 633 | 734 | 100.0% | 1.7 | 100.0% | 6.5 |
| NOTE: The standard for this specialty differs from other specialties in this group. | | | 15 MILES / 30 MINUTES ↑ | | 60 MILES / 90 MINUTES ↑ | |
| Pulmonary Disease | 242 | 473 | 100.0% | 2.5 | 100.0% | 21.5 |
| Urology | 129 | 278 | 100.0% | 3.7 | 99.7% | 18.5 |
| Hospital | | | 30 MILES / 60 MINUTES | | 60 MILES / 90 MINUTES | |
| Hospital | 173 | 172 | 100.0% | 3.9 | 100.0% | 6.9 |
| Pharmacy | | | 10 MILES / 20 MINUTES | | 30 MILES / 45 MINUTES | |
| Pharmacy | 698 | 696 | 99.9% | 1.6 | 100.0% | 3.9 |
| Vision | | | 30 MILES / 60 MINUTES | | 60 MILES / 90 MINUTES | |
| Optometry | 410 | 304 | 100.0% | 2.0 | 100.0% | 8.5 |
| Dental | | | 20 MILES / 40 MINUTES | | 30 MILES / 45 MINUTES | |
| Adult Dental Primary Care | 322 | 226 | 100.0% | 2.6 | 98.1% | 9.0 |
| Pediatric Dental Primary Care | 380 | 254 | 100.0% | 2.6 | 97.8% | 8.9 |



KanCare Managed Care Organization
 Mapped Provider Count Report
Aetna Better Health

| | | | <i>URBAN & SEMI-URBAN</i> | | <i>RURAL & FRONTIER</i> | |
|---|--------------------|--------------------|---|--|--|--|
| Provider Specialty Type | # Unique Providers | # Unique Locations | Percent of Members within Access Standard | Mean Distance from Member to Provider Type | Percent of Members within Access Standard | Mean Distance from Member to Provider Type |
| Ancillary Services | | | <i>30 MILES / 60 MINUTES</i> | | <i>60 MILES / 90 MINUTES</i> | |
| Physical Therapy | 736 | 285 | 100.0% | 3.0 | 100.0% | 13.4 |
| Occupational Therapy | 313 | 173 | 100.0% | 3.8 | 94.2% | 29.6 |
| Speech Therapy | 289 | 155 | 99.7% | 4.7 | 92.9% | 34.3 |
| X-Ray | 174 | 178 | 100.0% | 4.2 | 100.0% | 6.7 |
| Lab | 222 | 230 | 100.0% | 4.0 | 100.0% | 6.6 |
| NOTE: The standard for this specialty differs from other specialties in this group. | | | | | <i>30 MILES / 60 MINUTES</i> ↑ | |
| | | | <i>URBAN & SEMI-URBAN</i> <i>30 MILES / 60 MINUTES</i> | | <i>RURAL & FRONTIER</i> <i>60 MILES / 100 MINUTES</i> | |
| Provider Specialty Type | # Unique Providers | # Unique Locations | Percent of Members within Access Standard | Mean Distance from Member to Specialist | Percent of Members within Access Standard | Mean Distance from Member to Specialist |
| Adult Day Care PT 55/PS 410/PC S5101 & S5102 | | | | | | |
| FE Waiver Providers | 162 | 180 | 100.0% | 3.6 | 100.0% | 12.3 |
| Day Supports PT 55/PS 520/PC T2021 | | | | | | |
| IDD Waiver Providers | 138 | 180 | 100.0% | 3.3 | 100.0% | 17.0 |



KanCare Managed Care Organization
 Mapped Provider Count Report
 Sunflower State Health Plan

| Provider Specialty Type | # Unique Providers | # Unique Locations | URBAN & SEMI-URBAN | | RURAL & FRONTIER | |
|--|--------------------|--------------------|---|--|---|--|
| | | | Percent of Members within Access Standard | Mean Distance from Member to Provider Type | Percent of Members within Access Standard | Mean Distance from Member to Provider Type |
| Primary Care Physicians | | | <i>20 MILES / 40 MINUTES</i> | | <i>30 MILES / 45 MINUTES</i> | |
| Adult Primary Care Providers | 3873 | 1278 | 100.0% | 1.3 | 100.0% | 2.7 |
| Pediatric Primary Care Providers | 4548 | 1307 | 100.0% | 1.4 | 100.0% | 3.0 |
| OB/GYN | | | <i>15 MILES / 30 MINUTES</i> | | <i>60 MILES / 90 MINUTES</i> | |
| OB/GYN | 447 | 287 | 100.0% | 2.8 | 100.0% | 12.1 |
| Behavioral Health | | | <i>30 MILES / 60 MINUTES</i> | | <i>60 MILES / 90 MINUTES</i> | |
| Adult Behavioral Health | 3087 | 1338 | 100.0% | 1.1 | 100.0% | 4.5 |
| Pediatric Behavioral Health | 4778 | 1404 | 100.0% | 1.2 | 100.0% | 4.7 |
| Specialist | | | <i>30 MILES / 60 MINUTES</i> | | <i>90 MILES / 135 MINUTES</i> | |
| ADULT SPECIALIST | | | <i>30 MILES / 60 MINUTES</i> | | <i>90 MILES / 135 MINUTES</i> | |
| Allergy | 32 | 24 | 93.6% | 12.8 | 98.5% | 49.2 |
| Cardiology | 369 | 222 | 100.0% | 3.3 | 100.0% | 14.3 |
| Dermatology | 52 | 59 | 99.9% | 8.7 | 100.0% | 34.4 |
| Gastroenterology | 121 | 99 | 100.0% | 5.6 | 100.0% | 32.2 |
| General Surgery | 344 | 328 | 100.0% | 3.7 | 100.0% | 6.3 |
| Hematology/Oncology | 154 | 76 | 100.0% | 6.2 | 100.0% | 36.1 |
| Nephrology | 120 | 80 | 100.0% | 6.4 | 100.0% | 26.4 |
| Neurology | 354 | 222 | 100.0% | 3.6 | 100.0% | 18.2 |
| Ophthalmology | 130 | 164 | 100.0% | 3.4 | 100.0% | 16.8 |
| Orthopedics | 274 | 226 | 100.0% | 3.6 | 100.0% | 10.8 |
| Otolaryngology | 118 | 90 | 100.0% | 6.4 | 100.0% | 29.8 |
| Physical Medicine/Rehab | 78 | 79 | 100.0% | 5.5 | 97.9% | 33.3 |
| Plastic and Reconstructive Surgery | 46 | 47 | 93.4% | 12.2 | 94.5% | 54.3 |
| Podiatry | 63 | 108 | 100.0% | 5.7 | 100.0% | 23.2 |
| Psychiatrist* | 550 | 465 | 99.9% | 1.9 | 99.9% | 9.3 |
| *NOTE: The standard for this specialty differs from other specialties in this group. | | | <i>15 MILES / 30 MINUTES</i> | | <i>60 MILES / 90 MINUTES</i> | |
| Pulmonary Disease | 206 | 130 | 100.0% | 5.0 | 100.0% | 22.3 |
| Urology | 95 | 108 | 100.0% | 7.1 | 99.8% | 21.6 |



KanCare Managed Care Organization
 Mapped Provider Count Report
 Sunflower State Health Plan

| Provider Specialty Type | # Unique Providers | # Unique Locations | URBAN & SEMI-URBAN | | RURAL & FRONTIER | |
|--|--------------------|--------------------|---|--|---|--|
| | | | Percent of Members within Access Standard | Mean Distance from Member to Provider Type | Percent of Members within Access Standard | Mean Distance from Member to Provider Type |
| PEDIATRIC SPECIALIST | | | 30 MILES / 60 MINUTES | | 90 MILES / 135 MINUTES | |
| Allergy | 32 | 25 | 94.4% | 12.0 | 98.7% | 50.2 |
| Cardiology | 369 | 223 | 100.0% | 3.4 | 100.0% | 15.4 |
| Dermatology | 52 | 63 | 99.9% | 6.9 | 97.1% | 35.6 |
| Gastroenterology | 124 | 100 | 100.0% | 5.5 | 100.0% | 33.7 |
| General Surgery | 347 | 329 | 100.0% | 4.0 | 100.0% | 6.4 |
| Hematology/Oncology | 157 | 80 | 99.9% | 6.5 | 100.0% | 37.3 |
| Neonatology | 71 | 26 | 94.0% | 12.5 | 69.8% | 90.8 |
| Nephrology | 124 | 82 | 100.0% | 6.2 | 100.0% | 25.0 |
| Neurology | 353 | 225 | 100.0% | 3.7 | 100.0% | 18.3 |
| Ophthalmology | 130 | 164 | 100.0% | 3.6 | 100.0% | 19.6 |
| Orthopedics | 275 | 228 | 100.0% | 4.0 | 100.0% | 10.7 |
| Otolaryngology | 120 | 90 | 100.0% | 6.5 | 100.0% | 31.7 |
| Physical Medicine/Rehab | 78 | 79 | 100.0% | 5.6 | 97.9% | 32.4 |
| Plastic and Reconstructive Surgery | 46 | 47 | 93.1% | 12.3 | 90.9% | 60.9 |
| Podiatry | 63 | 108 | 100.0% | 5.4 | 100.0% | 24.1 |
| Psychiatrist* | 550 | 465 | 99.9% | 2.0 | 99.9% | 9.6 |
| *NOTE: The standard for this specialty differs from other specialties in this group. | | | 15 MILES / 30 MINUTES | | 60 MILES / 90 MINUTES | |
| Pulmonary Disease | 207 | 132 | 100.0% | 5.1 | 100.0% | 23.5 |
| Urology | 95 | 108 | 100.0% | 7.5 | 99.7% | 23.0 |
| Hospital | | | 30 MILES / 60 MINUTES | | 60 MILES / 90 MINUTES | |
| Hospital | 283 | 335 | 100.0% | 3.3 | 100.0% | 5.2 |
| Pharmacy | | | 10 MILES / 20 MINUTES | | 30 MILES / 45 MINUTES | |
| Pharmacy | 606 | 598 | 99.9% | 1.5 | 100.0% | 4.0 |
| Vision | | | 30 MILES / 60 MINUTES | | 60 MILES / 90 MINUTES | |
| Optometry | 464 | 394 | 100.0% | 1.8 | 100.0% | 6.7 |
| Dental | | | 20 MILES / 40 MINUTES | | 30 MILES / 45 MINUTES | |
| Adult Dental Primary Care | 322 | 259 | 100.0% | 2.9 | 99.6% | 8.0 |
| Pediatric Dental Primary Care | 185 | 127 | 99.8% | 5.0 | 71.5% | 26.6 |



KanCare Managed Care Organization
 Mapped Provider Count Report
 Sunflower State Health Plan

| Provider Specialty Type | # Unique Providers | # Unique Locations | URBAN & SEMI-URBAN | | RURAL & FRONTIER | |
|--|--------------------|--------------------|---|--|---|--|
| | | | Percent of Members within Access Standard | Mean Distance from Member to Provider Type | Percent of Members within Access Standard | Mean Distance from Member to Provider Type |
| Ancillary Services | | | <i>30 MILES / 60 MINUTES</i> | | <i>60 MILES / 90 MINUTES</i> | |
| Physical Therapy | 802 | 453 | 100.0% | 2.2 | 100.0% | 4.7 |
| Occupational Therapy | 384 | 320 | 100.0% | 2.5 | 100.0% | 9.0 |
| Speech Therapy | 324 | 233 | 100.0% | 3.1 | 100.0% | 17.2 |
| X-Ray | 204 | 209 | 100.0% | 4.0 | 100.0% | 7.9 |
| Lab* | 220 | 237 | 100.0% | 4.0 | 100.0% | 8.8 |
| *NOTE: The standard for this specialty differs from other specialties in this group. | | | <i>30 MILES / 60 MINUTES</i> | | | |

| Provider Specialty Type | # Unique Providers | # Unique Locations | URBAN & SEMI-URBAN | | RURAL & FRONTIER | |
|---|--------------------|--------------------|---|---|---|---|
| | | | Percent of Members within Access Standard | Mean Distance from Member to Specialist | Percent of Members within Access Standard | Mean Distance from Member to Specialist |
| Adult Day Care PT 55/PS 410/PC S5101 & S5102 | | | <i>30 MILES / 60 MINUTES</i> | | <i>60 MILES / 100 MINUTES</i> | |
| FE Waiver Providers | 185 | 196 | 100.0% | 2.2 | 100.0% | 12.3 |
| Day Supports PT 55/PS 520/PC T2021 | | | <i>30 MILES / 60 MINUTES</i> | | <i>60 MILES / 100 MINUTES</i> | |
| IDD Waiver Providers | 195 | 275 | 100.0% | 2.2 | 100.0% | 9.6 |



KanCare Managed Care Organization
 Mapped Provider Count Report
United HealthCare

| Provider Specialty Type | # Unique Providers | # Unique Locations | URBAN & SEMI-URBAN | | RURAL & FRONTIER | |
|---|--------------------|--------------------|---|--|---|--|
| | | | Percent of Members within Access Standard | Mean Distance from Member to Provider Type | Percent of Members within Access Standard | Mean Distance from Member to Provider Type |
| Primary Care Physicians | | | <i>20 MILES / 40 MINUTES</i> | | <i>30 MILES / 45 MINUTES</i> | |
| Adult Primary Care Providers | 3649 | 1183 | 100.0% | 0.9 | 100.0% | 2.0 |
| Pediatric Primary Care Providers | 3893 | 1198 | 100.0% | 1.0 | 100.0% | 2.2 |
| OB/GYN | | | <i>15 MILES / 30 MINUTES</i> | | <i>60 MILES / 90 MINUTES</i> | |
| OB/GYN | 323 | 206 | 99.9% | 2.6 | 100.0% | 10.5 |
| Behavioral Health | | | <i>30 MILES / 60 MINUTES</i> | | <i>60 MILES / 90 MINUTES</i> | |
| Adult Behavioral Health | 3939 | 1540 | 100.0% | 0.8 | 100.0% | 3.8 |
| Pediatric Behavioral Health | 5497 | 1619 | 100.0% | 0.9 | 100.0% | 3.9 |
| Specialist | | | <i>30 MILES / 60 MINUTES</i> | | <i>90 MILES / 135 MINUTES</i> | |
| ADULT SPECIALIST | | | <i>30 MILES / 60 MINUTES</i> | | <i>90 MILES / 135 MINUTES</i> | |
| Allergy | 25 | 26 | 97.4% | 8.1 | 100.0% | 43.3 |
| Cardiology | 372 | 200 | 100.0% | 2.8 | 100.0% | 10.1 |
| Dermatology | 55 | 79 | 100.0% | 5.0 | 100.0% | 21.2 |
| Gastroenterology | 98 | 83 | 100.0% | 4.6 | 95.6% | 42.6 |
| General Surgery | 339 | 267 | 100.0% | 2.6 | 100.0% | 6.7 |
| Hematology/Oncology | 197 | 104 | 100.0% | 3.8 | 100.0% | 16.0 |
| Nephrology | 81 | 73 | 100.0% | 4.1 | 100.0% | 18.0 |
| Neurology | 245 | 127 | 100.0% | 4.2 | 100.0% | 18.3 |
| Ophthalmology | 120 | 122 | 100.0% | 3.0 | 100.0% | 17.1 |
| Orthopedics | 218 | 157 | 100.0% | 2.9 | 100.0% | 9.3 |
| Otolaryngology | 104 | 75 | 100.0% | 4.6 | 100.0% | 20.4 |
| Physical Medicine/Rehab | 81 | 113 | 100.0% | 4.5 | 99.1% | 24.3 |
| Plastic and Reconstructive Surgery | 44 | 57 | 97.4% | 6.9 | 93.1% | 52.2 |
| Podiatry | 44 | 69 | 100.0% | 4.3 | 100.0% | 16.9 |
| Psychiatrist | 543 | 463 | 100.0% | 1.6 | 100.0% | 6.4 |
| NOTE: The standard for this specialty differs from other specialties in this group. | | | <i>15 MILES / 30 MINUTES</i> ↑ | | <i>60 MILES / 90 MINUTES</i> ↑ | |
| Pulmonary Disease | 132 | 103 | 100.0% | 3.7 | 100.0% | 25.2 |
| Urology | 102 | 92 | 100.0% | 3.2 | 99.7% | 18.9 |



KanCare Managed Care Organization
 Mapped Provider Count Report
 United HealthCare

| Provider Specialty Type | # Unique Providers | # Unique Locations | URBAN & SEMI-URBAN | | RURAL & FRONTIER | |
|---|--------------------|--------------------|---|--|---|--|
| | | | Percent of Members within Access Standard | Mean Distance from Member to Provider Type | Percent of Members within Access Standard | Mean Distance from Member to Provider Type |
| PEDIATRIC SPECIALIST | | | 30 MILES / 60 MINUTES | | 90 MILES / 135 MINUTES | |
| Allergy | 28 | 29 | 98.0% | 7.7 | 100.0% | 44.8 |
| Cardiology | 372 | 199 | 100.0% | 2.9 | 100.0% | 10.1 |
| Dermatology | 55 | 79 | 100.0% | 4.9 | 100.0% | 20.0 |
| Gastroenterology | 98 | 83 | 100.0% | 4.6 | 93.9% | 49.2 |
| General Surgery | 340 | 267 | 100.0% | 2.7 | 100.0% | 6.7 |
| Hematology/Oncology | 197 | 104 | 100.0% | 4.0 | 100.0% | 15.5 |
| Neonatology | 55 | 29 | 95.5% | 8.4 | 68.4% | 88.1 |
| Nephrology | 81 | 73 | 100.0% | 4.0 | 100.0% | 16.9 |
| Neurology | 245 | 127 | 100.0% | 4.2 | 100.0% | 18.7 |
| Ophthalmology | 120 | 123 | 100.0% | 3.1 | 100.0% | 19.3 |
| Orthopedics | 218 | 157 | 100.0% | 3.0 | 100.0% | 9.3 |
| Otolaryngology | 105 | 75 | 100.0% | 4.6 | 100.0% | 23.5 |
| Physical Medicine/Rehab | 81 | 113 | 100.0% | 4.5 | 99.3% | 23.5 |
| Plastic and Reconstructive Surgery | 44 | 57 | 98.0% | 6.6 | 90.9% | 58.1 |
| Podiatry | 44 | 69 | 100.0% | 4.3 | 100.0% | 16.0 |
| Psychiatrist | 544 | 464 | 100.0% | 1.8 | 100.0% | 6.7 |
| NOTE: The standard for this specialty differs from other specialties in this group. | | | 15 MILES / 30 MINUTES ↑ | | 60 MILES / 90 MINUTES ↑ | |
| Pulmonary Disease | 132 | 103 | 100.0% | 3.8 | 100.0% | 26.4 |
| Urology | 102 | 92 | 100.0% | 3.4 | 99.7% | 21.1 |
| Hospital | | | 30 MILES / 60 MINUTES | | 60 MILES / 90 MINUTES | |
| Hospital | 227 | 208 | 100.0% | 2.8 | 100.0% | 5.1 |
| Pharmacy | | | 10 MILES / 20 MINUTES | | 30 MILES / 45 MINUTES | |
| Pharmacy | 625 | 607 | 99.9% | 1.2 | 100.0% | 3.2 |
| Vision | | | 30 MILES / 60 MINUTES | | 60 MILES / 90 MINUTES | |
| Optometry | 466 | 500 | 100.0% | 1.2 | 100.0% | 4.7 |
| Dental | | | 20 MILES / 40 MINUTES | | 30 MILES / 45 MINUTES | |
| Adult Dental Primary Care | 314 | 189 | 100.0% | 2.3 | 97.7% | 8.9 |
| Pediatric Dental Primary Care | 374 | 216 | 100.0% | 2.1 | 98.1% | 8.5 |



KanCare Managed Care Organization
 Mapped Provider Count Report
 United HealthCare

| Provider Specialty Type | # Unique Providers | # Unique Locations | URBAN & SEMI-URBAN | | RURAL & FRONTIER | |
|---|--------------------|--------------------|---|---|---|---|
| | | | Percent of Members within Access Standard | Mean Distance from Member to Specialist | Percent of Members within Access Standard | Mean Distance from Member to Specialist |
| Ancillary Services | | | <i>30 MILES / 60 MINUTES</i> | | <i>60 MILES / 90 MINUTES</i> | |
| Physical Therapy | 861 | 501 | 100.0% | 1.7 | 100.0% | 3.8 |
| Occupational Therapy | 394 | 374 | 100.0% | 1.8 | 100.0% | 4.9 |
| Speech Therapy | 396 | 322 | 100.0% | 2.1 | 100.0% | 4.6 |
| X-Ray | 305 | 262 | 100.0% | 2.5 | 100.0% | 5.0 |
| Lab | 321 | 257 | 100.0% | 2.6 | 100.0% | 5.0 |
| NOTE: The standard for this specialty differs from other specialties in this group. | | | | | <i>30 MILES / 60 MINUTES</i> ↑ | |

| Provider Specialty Type | # Unique Providers | # Unique Locations | URBAN & SEMI-URBAN | | RURAL & FRONTIER | |
|---|--------------------|--------------------|---|---|---|---|
| | | | Percent of Members within Access Standard | Mean Distance from Member to Specialist | Percent of Members within Access Standard | Mean Distance from Member to Specialist |
| Adult Day Care PT 55/PS 410/PC S5101 & S5102 | | | <i>30 MILES / 60 MINUTES</i> | | <i>60 MILES / 100 MINUTES</i> | |
| FE Waiver Providers | 155 | 175 | 100.0% | 1.8 | 99.9% | 11.6 |
| Day Supports PT 55/PS 520/PC T2021 | | | | | | |
| IDD Waiver Providers | 159 | 294 | 100.0% | 1.7 | 100.0% | 6.2 |



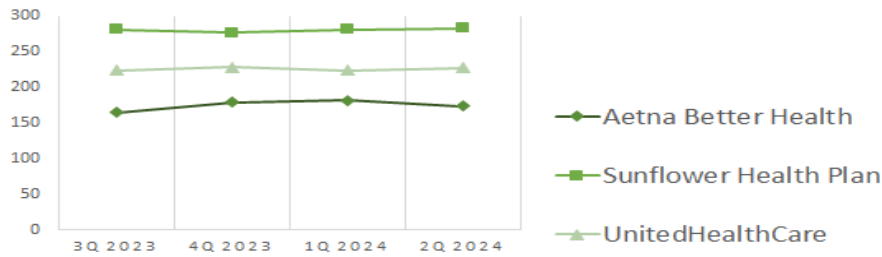
KanCare Managed Care Organization Network Access As of July 1, 2024

Hospitals

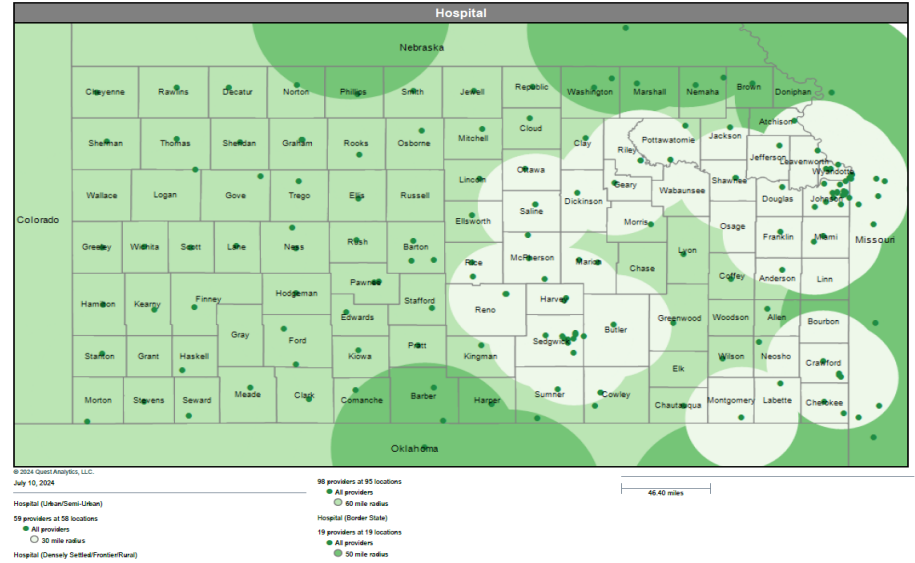
Quarterly Unique Provider Count

| | 3Q 2023 | 4Q 2023 | 1Q 2024 | 2Q 2024 |
|------------------------------|------------|------------|------------|------------|
| Aetna Better Health | 164 | 179 | 181 | 173 |
| Sunflower Health Plan | 281 | 276 | 281 | 283 |
| UnitedHealthCare | 223 | 228 | 223 | 227 |

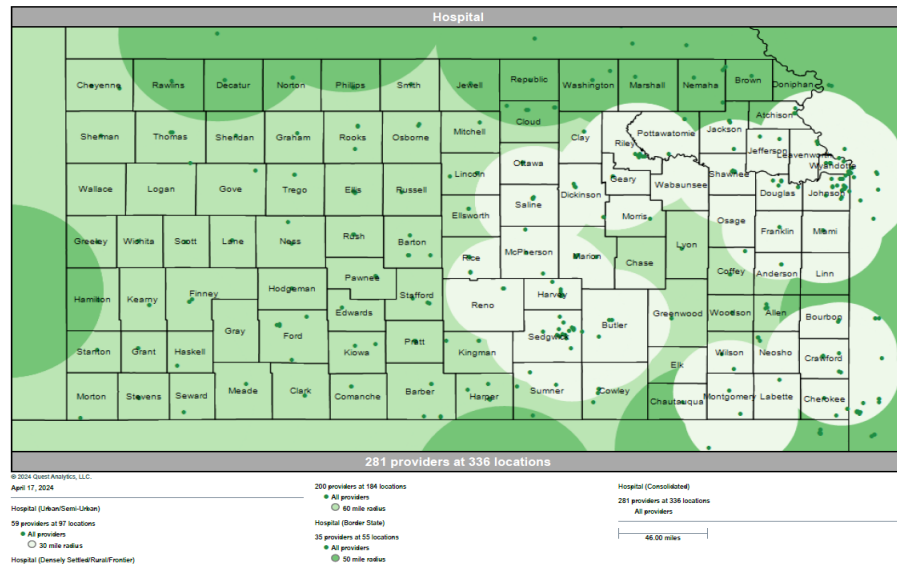
UNIQUE PROVIDER COUNT HOSPITAL



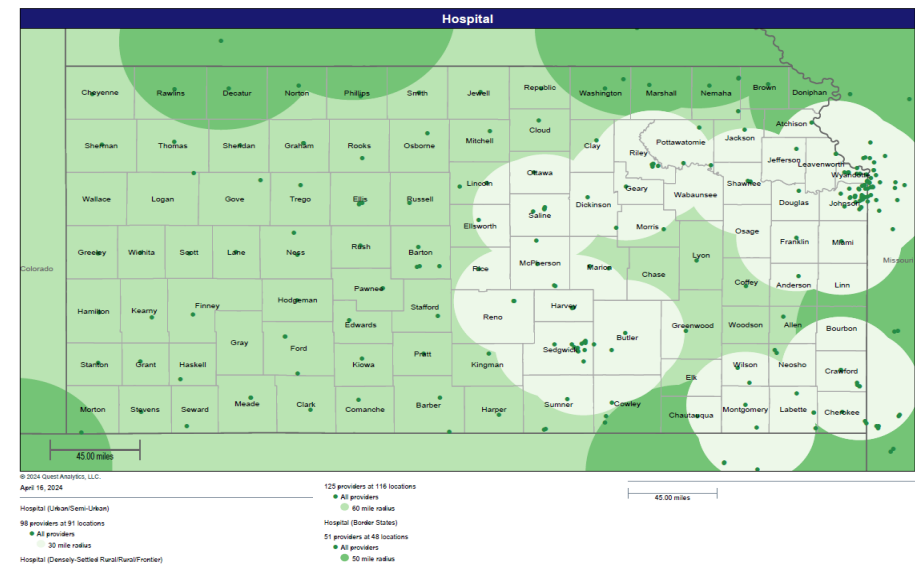
Aetna Better Health



Sunflower Health Plan



UnitedHealthcare





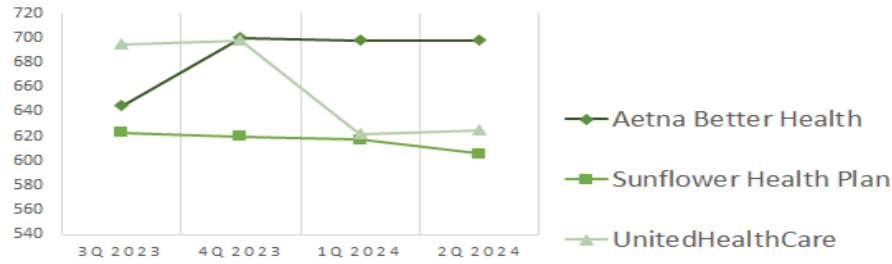
KanCare Managed Care Organization Network Access As of July 1, 2024

Retail Pharmacy

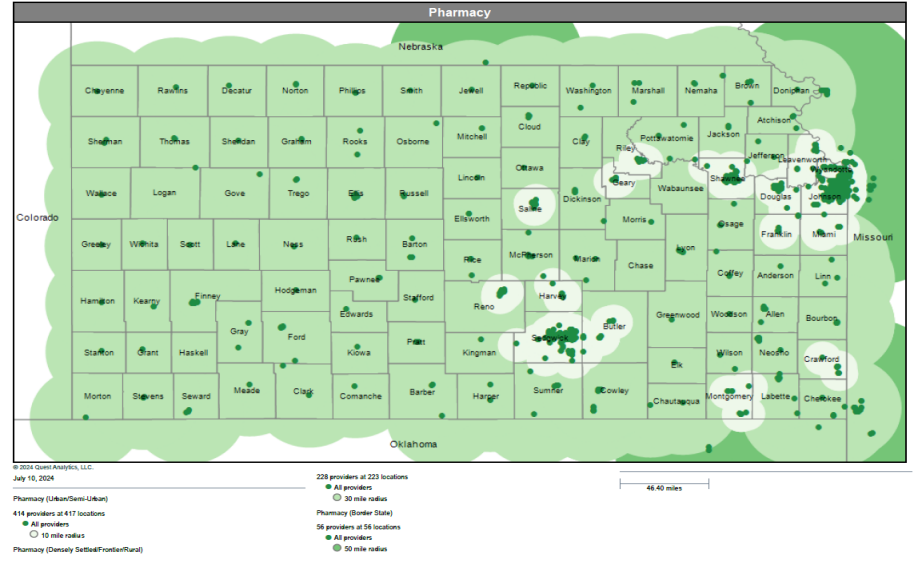
Quarterly Unique Provider Count

| | 3Q 2023 | 4Q 2023 | 1Q 2024 | 2Q 2024 |
|-----------------------|---------|---------|---------|---------|
| Aetna Better Health | 645 | 700 | 698 | 698 |
| Sunflower Health Plan | 623 | 620 | 617 | 606 |
| UnitedHealthCare | 695 | 698 | 622 | 625 |

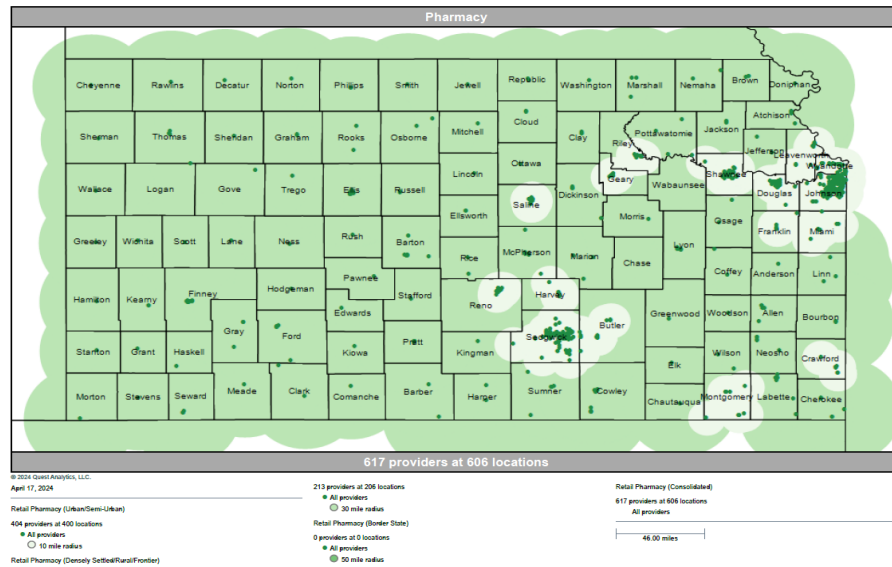
UNIQUE PROVIDER COUNT PHARMACY



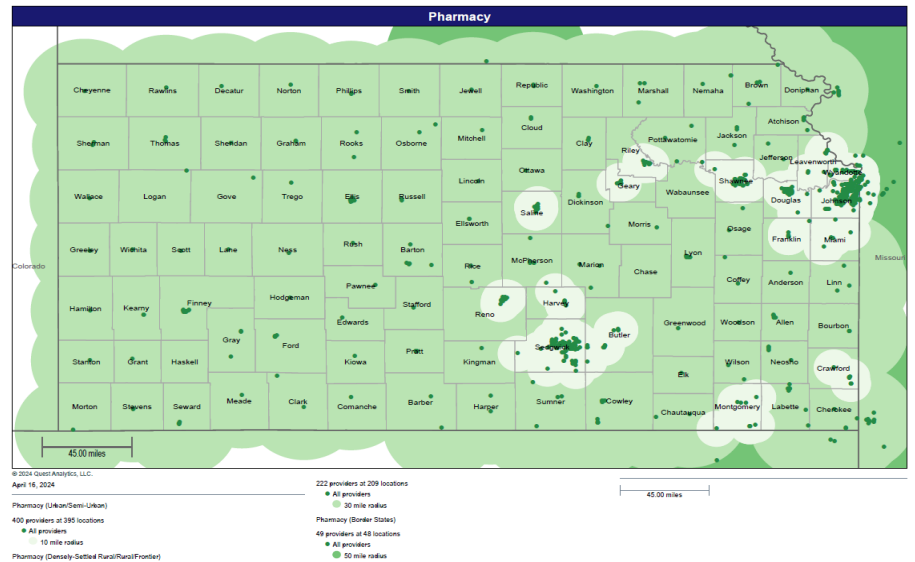
Aetna Better Health



Sunflower Health Plan



UnitedHealthcare

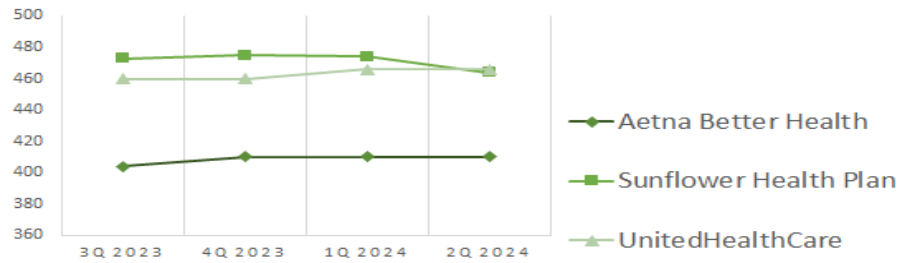


Optometry

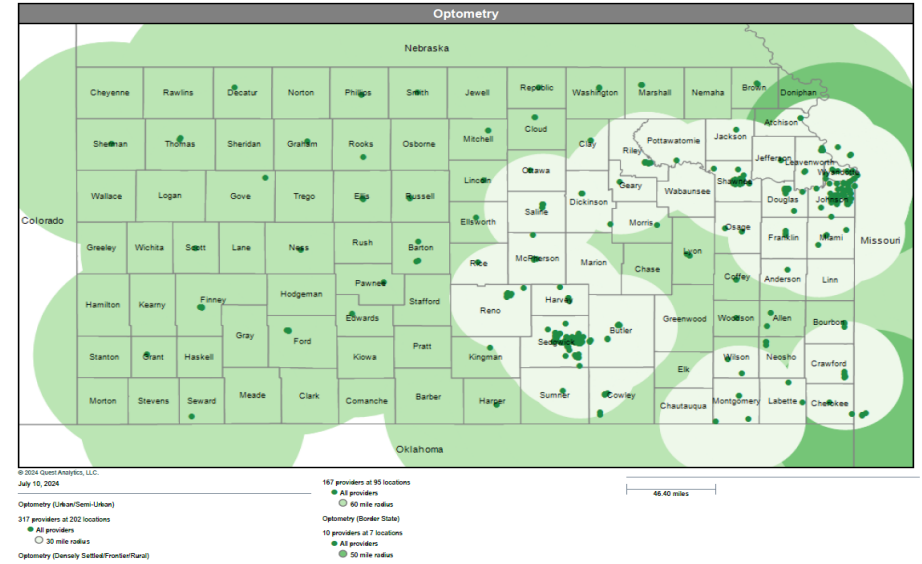
Quarterly Unique Provider Count

| | 3Q 2023 | 4Q 2023 | 1Q 2024 | 2Q 2024 |
|------------------------------|------------|------------|------------|------------|
| Aetna Better Health | 404 | 410 | 410 | 410 |
| Sunflower Health Plan | 473 | 475 | 474 | 464 |
| UnitedHealthCare | 460 | 460 | 466 | 466 |

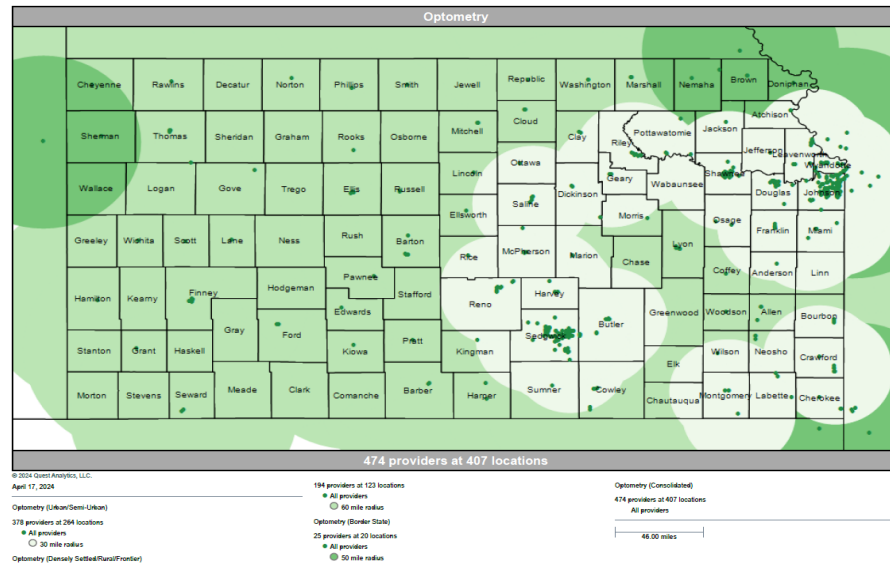
UNIQUE PROVIDER COUNT OPTOMETRY



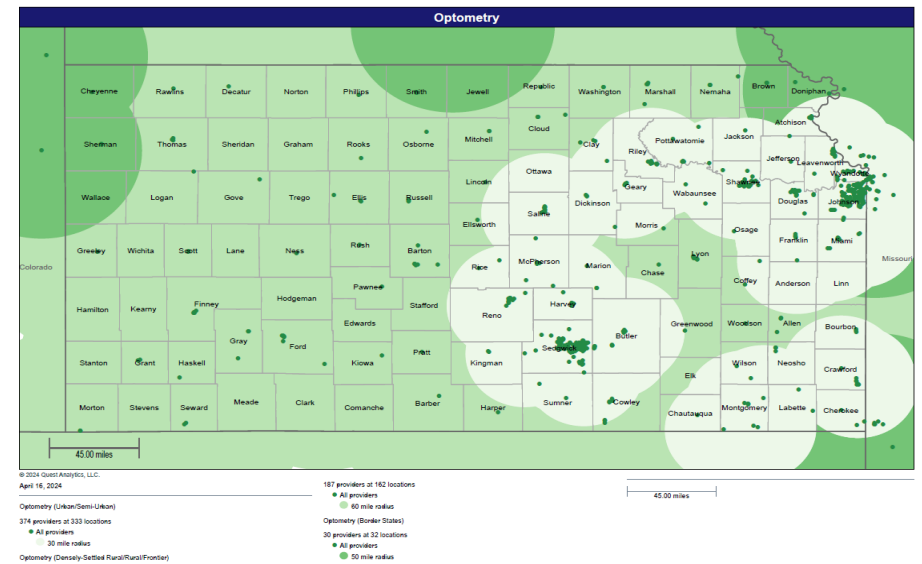
Aetna Better Health



Sunflower Health Plan



UnitedHealthCare

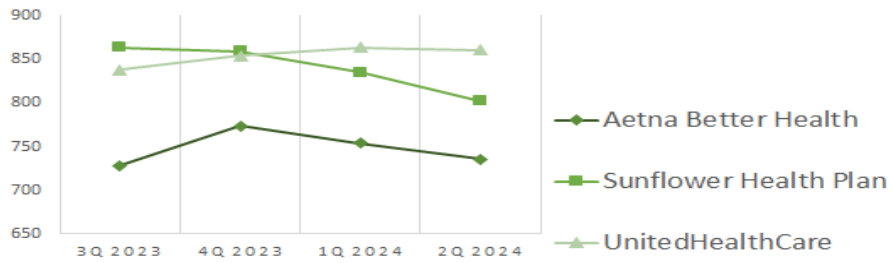


Physical Therapy

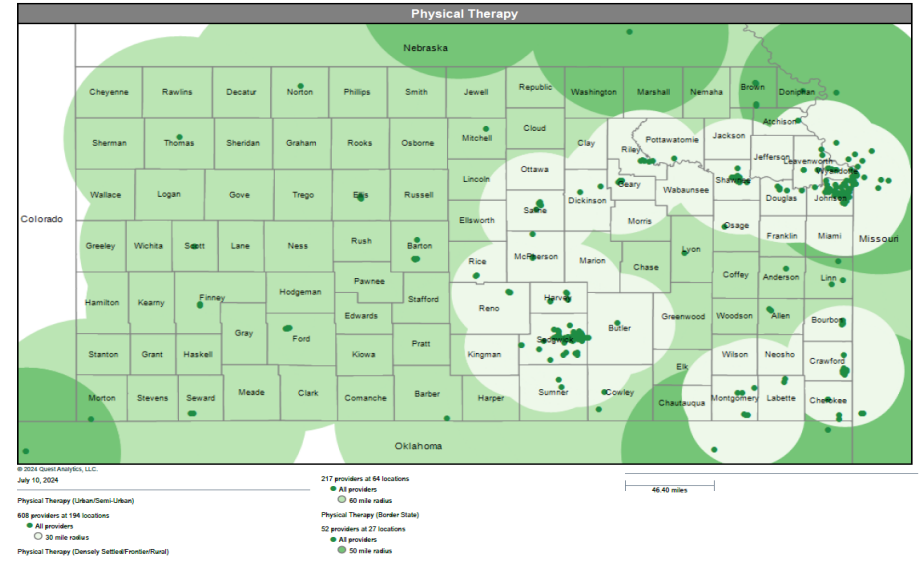
Quarterly Unique Provider Count

| | 3Q 2023 | 4Q 2023 | 1Q 2024 | 2Q 2024 |
|------------------------------|------------|------------|------------|------------|
| Aetna Better Health | 728 | 774 | 754 | 736 |
| Sunflower Health Plan | 864 | 859 | 835 | 802 |
| UnitedHealthCare | 838 | 854 | 864 | 861 |

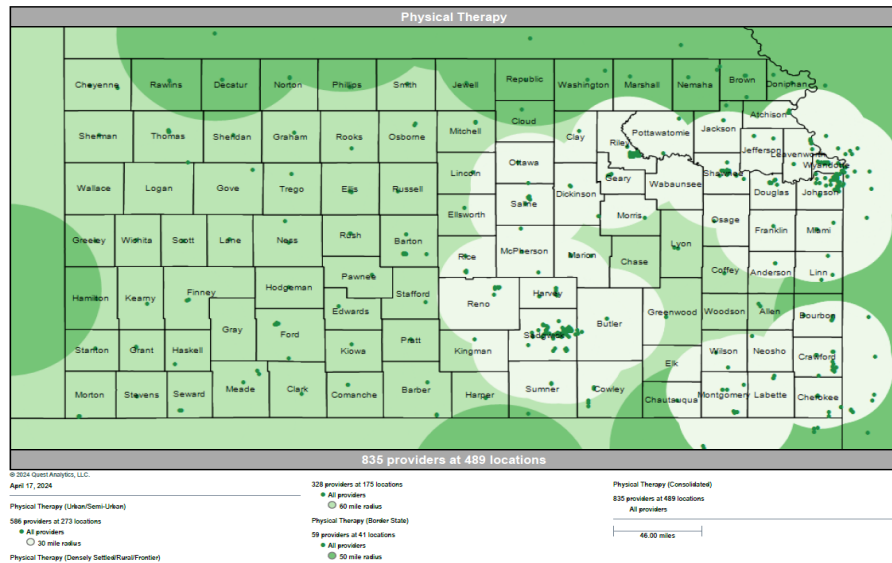
UNIQUE PROVIDER COUNT PHYSICAL THERAPY



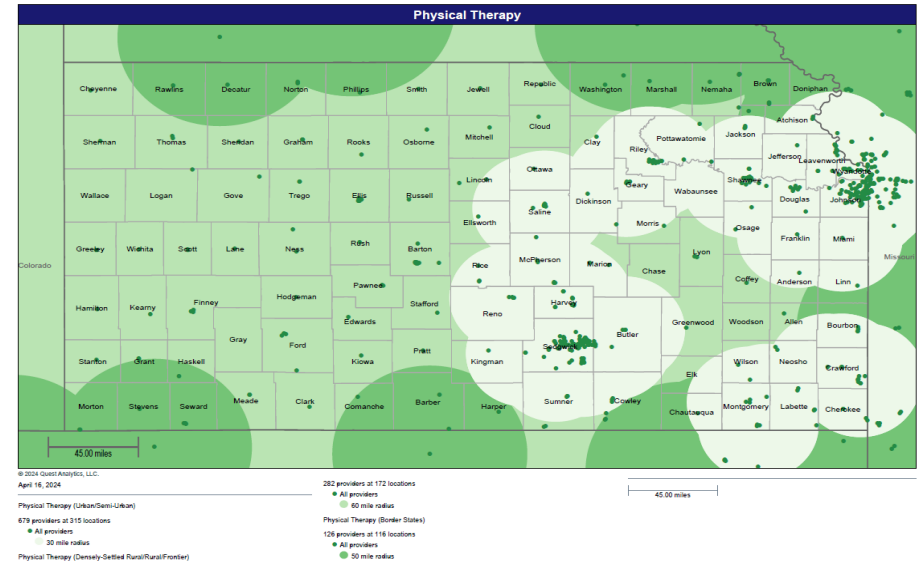
Aetna Better Health



Sunflower Health Plan



UnitedHealthcare

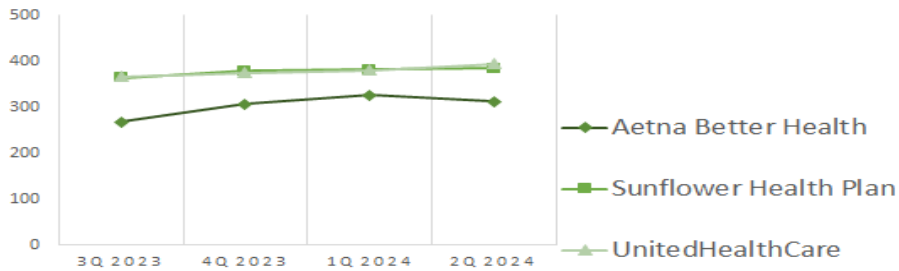


Occupational Therapy

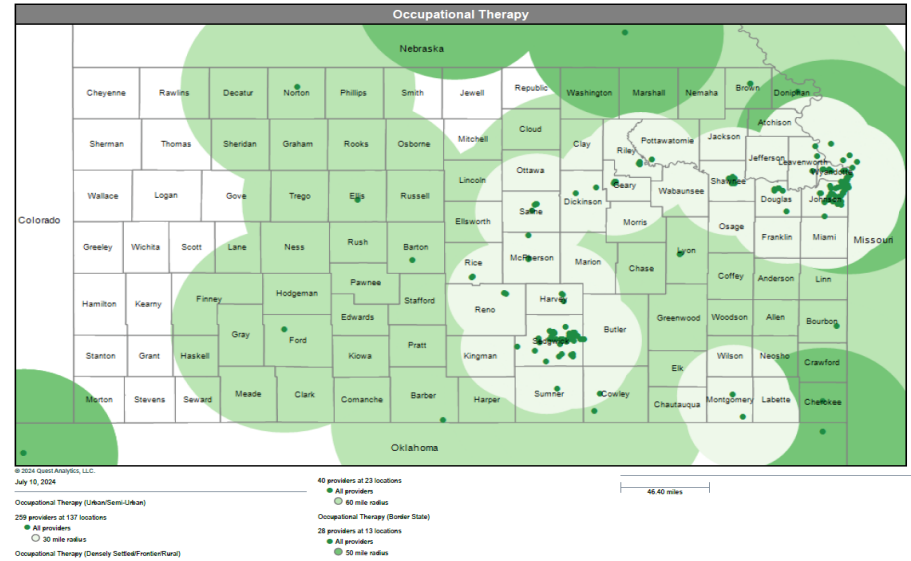
Quarterly Unique Provider Count

| | 3Q 2023 | 4Q 2023 | 1Q 2024 | 2Q 2024 |
|-----------------------|---------|---------|---------|---------|
| Aetna Better Health | 268 | 307 | 326 | 313 |
| Sunflower Health Plan | 364 | 379 | 382 | 384 |
| UnitedHealthCare | 367 | 375 | 381 | 394 |

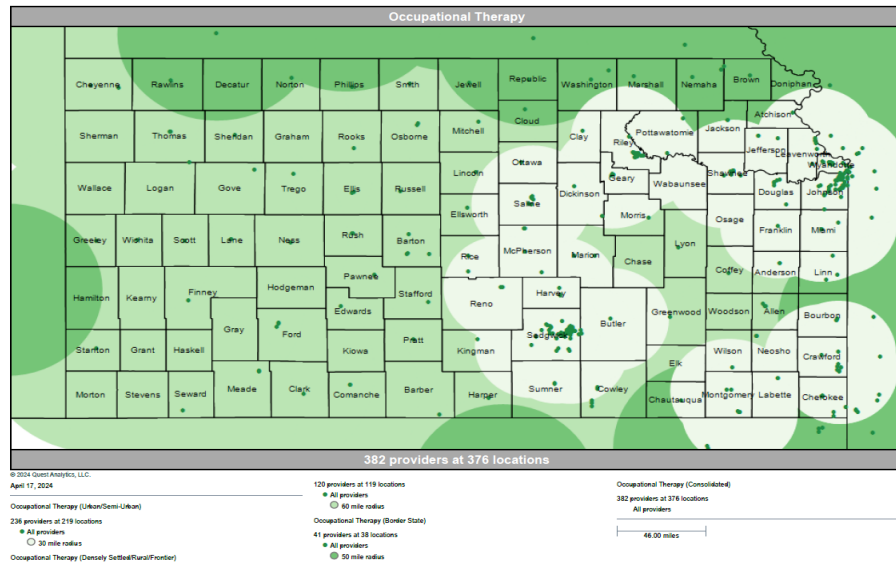
UNIQUE PROVIDER COUNT OCCUPATIONAL THERAPY



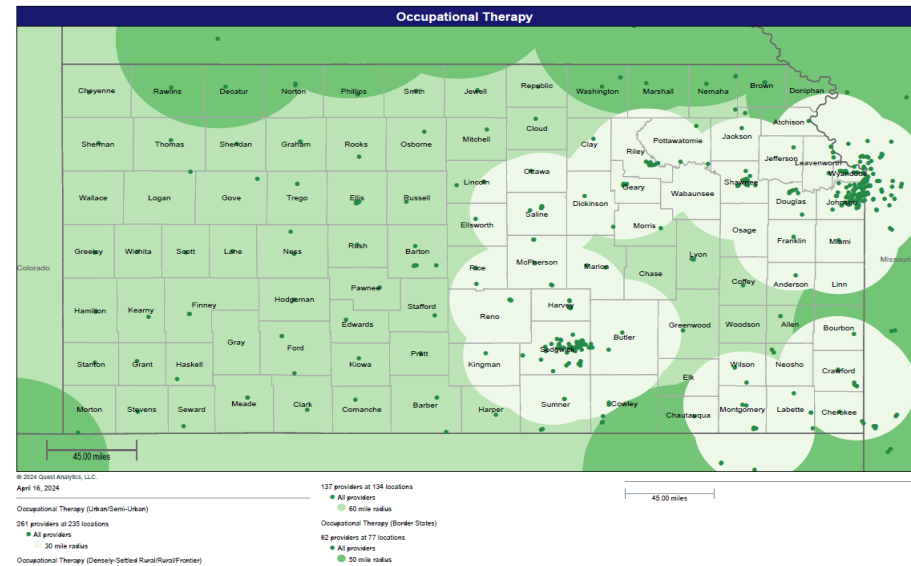
Aetna Better Health



Sunflower Health Plan



UnitedHealthCare

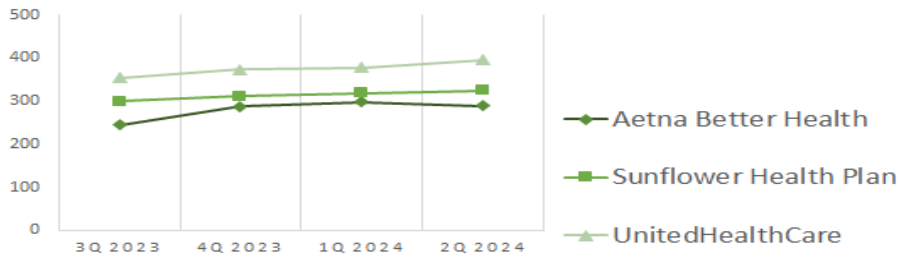


Speech Therapy

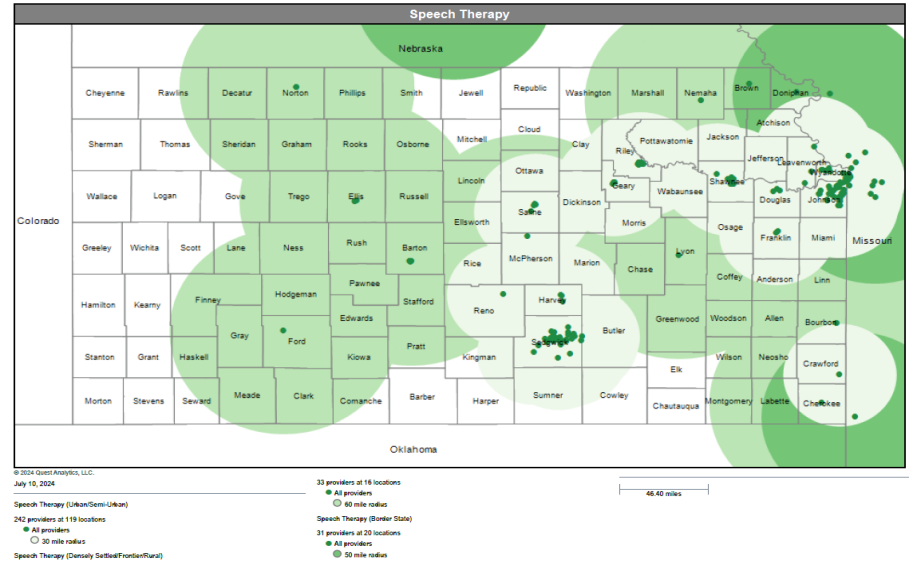
Quarterly Unique Provider Count

| | 3Q 2023 | 4Q 2023 | 1Q 2024 | 2Q 2024 |
|------------------------------|------------|------------|------------|------------|
| Aetna Better Health | 245 | 288 | 298 | 289 |
| Sunflower Health Plan | 299 | 312 | 318 | 324 |
| UnitedHealthCare | 355 | 373 | 378 | 396 |

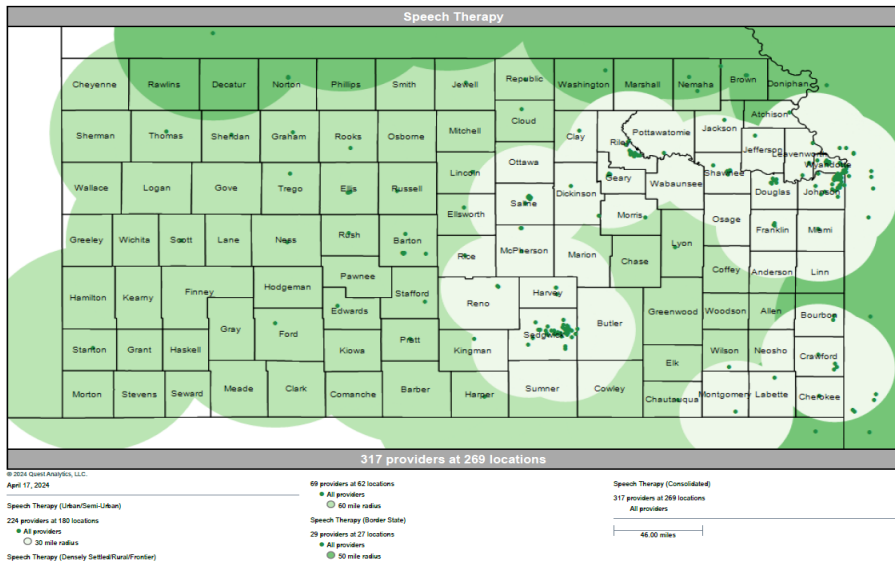
UNIQUE PROVIDER COUNT SPEECH THERAPY



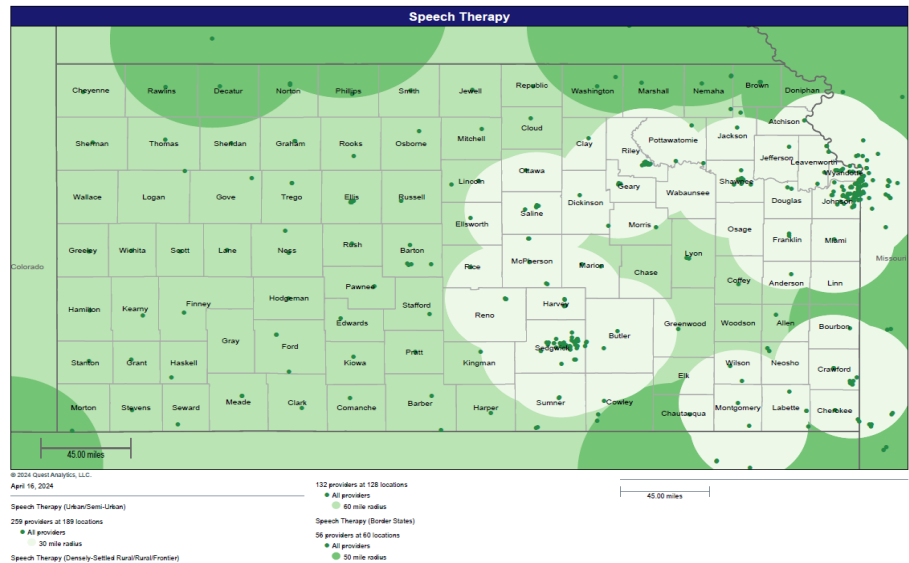
Aetna Better Health



Sunflower Health Plan



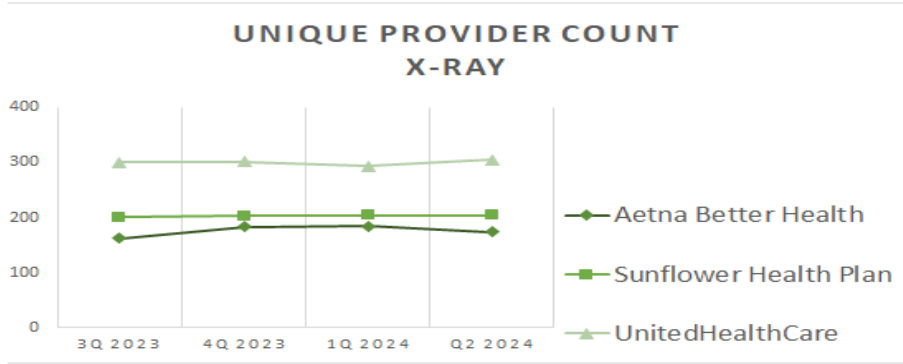
UnitedHealthcare



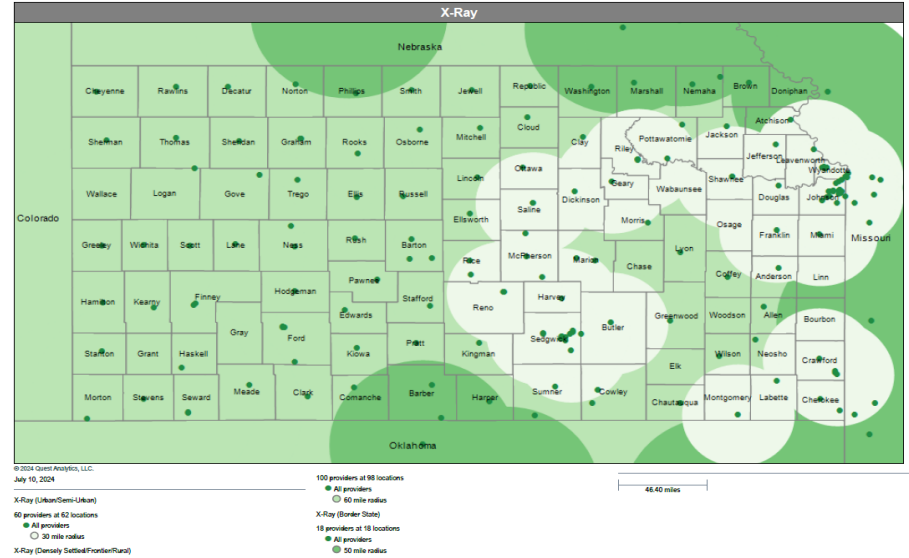
X-Ray

Quarterly Unique Provider Count

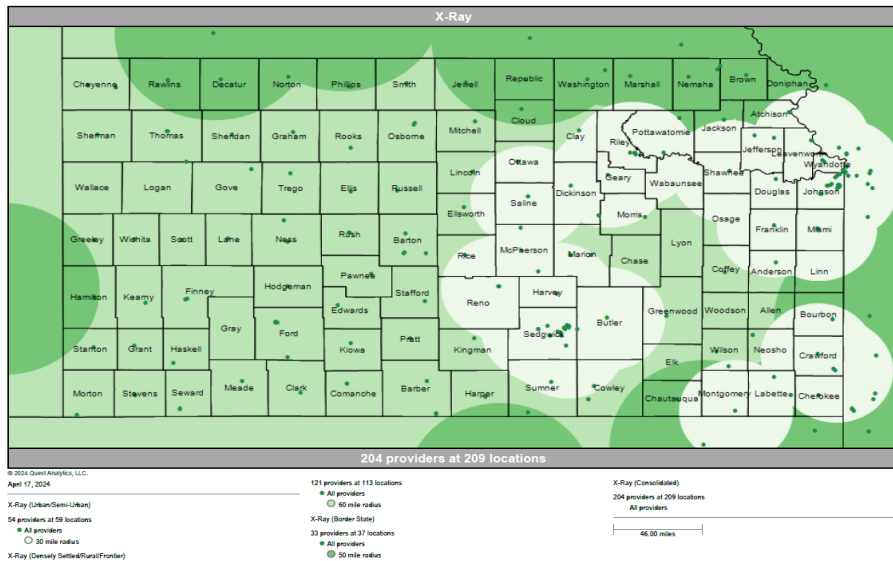
| | 3Q 2023 | 4Q 2023 | 1Q 2024 | Q2 2024 |
|-----------------------|---------|---------|---------|---------|
| Aetna Better Health | 162 | 183 | 184 | 174 |
| Sunflower Health Plan | 201 | 203 | 204 | 204 |
| UnitedHealthCare | 300 | 301 | 293 | 305 |



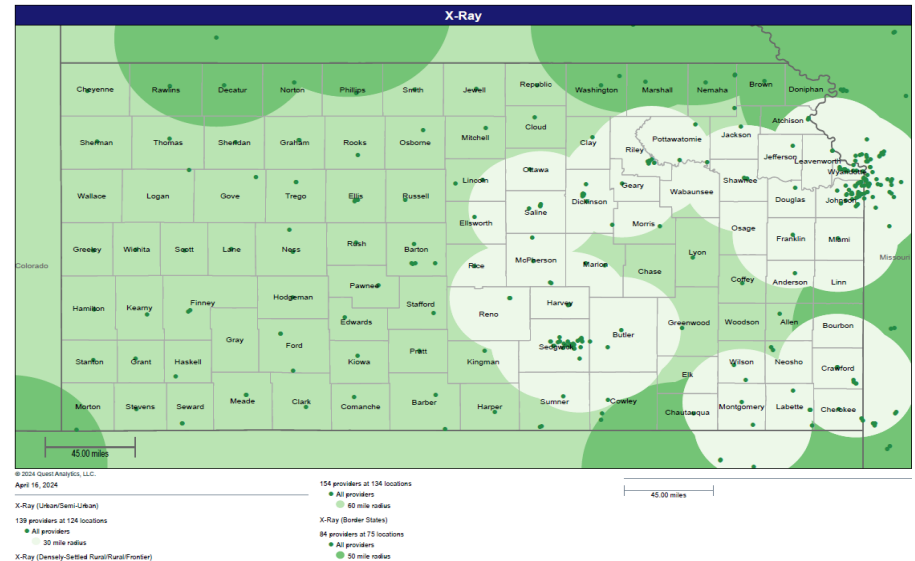
Aetna Better Health



Sunflower Health Plan



UnitedHealthcare

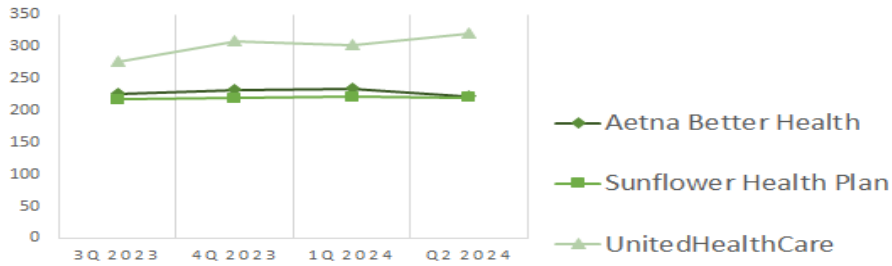


Laboratory Services

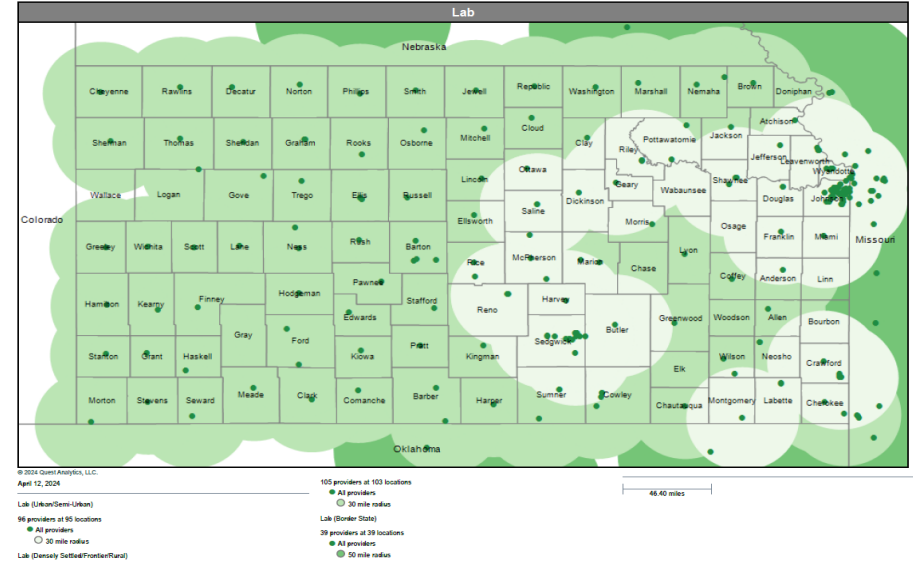
Quarterly Unique Provider Count

| | 3Q 2023 | 4Q 2023 | 1Q 2024 | Q2 2024 |
|------------------------------|------------|------------|------------|------------|
| Aetna Better Health | 226 | 232 | 234 | 222 |
| Sunflower Health Plan | 217 | 219 | 221 | 220 |
| UnitedHealthCare | 277 | 309 | 303 | 321 |

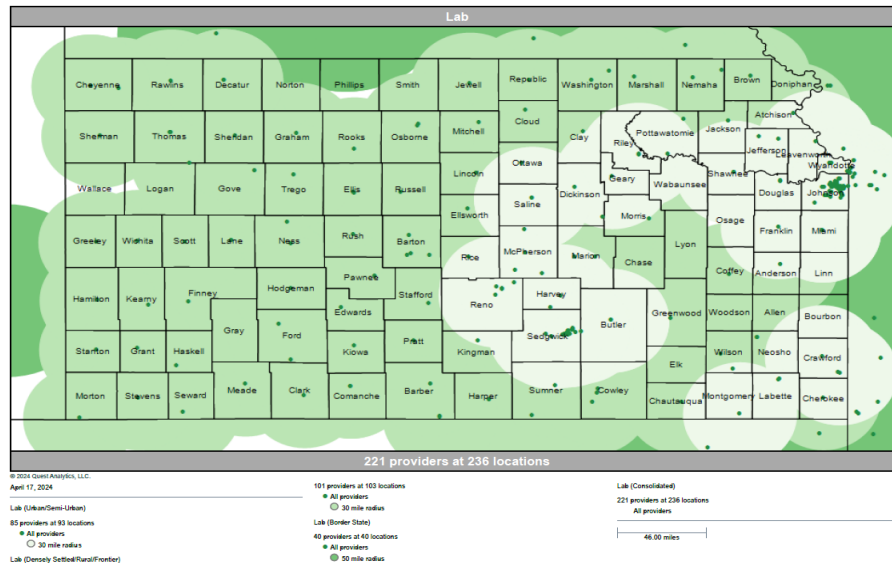
UNIQUE PROVIDER COUNT LABORATORY



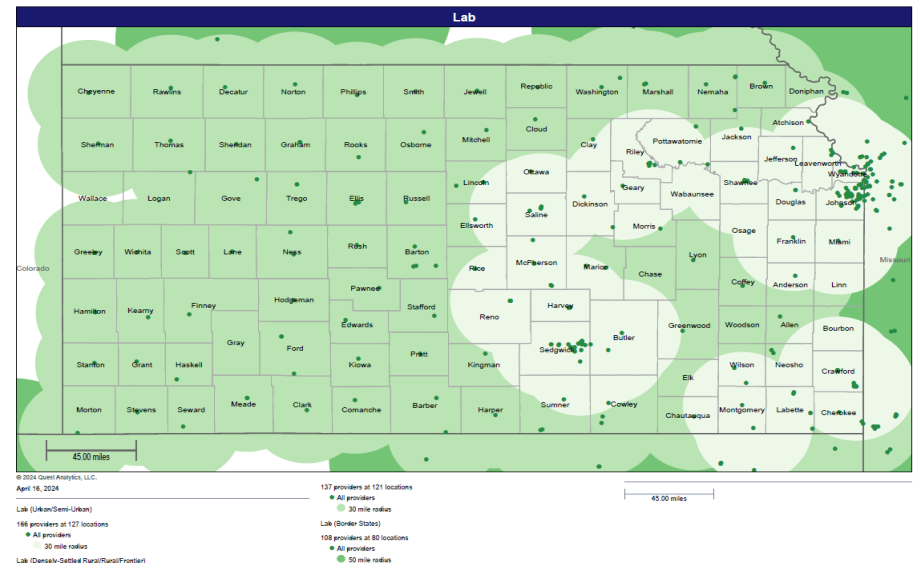
Aetna Better Health



Sunflower Health Plan



UnitedHealthcare

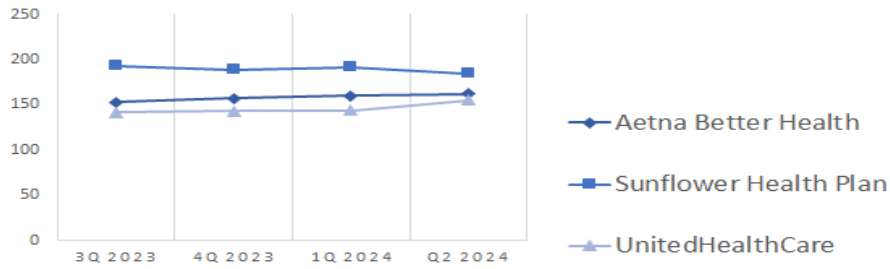


HCBS Adult Day Care

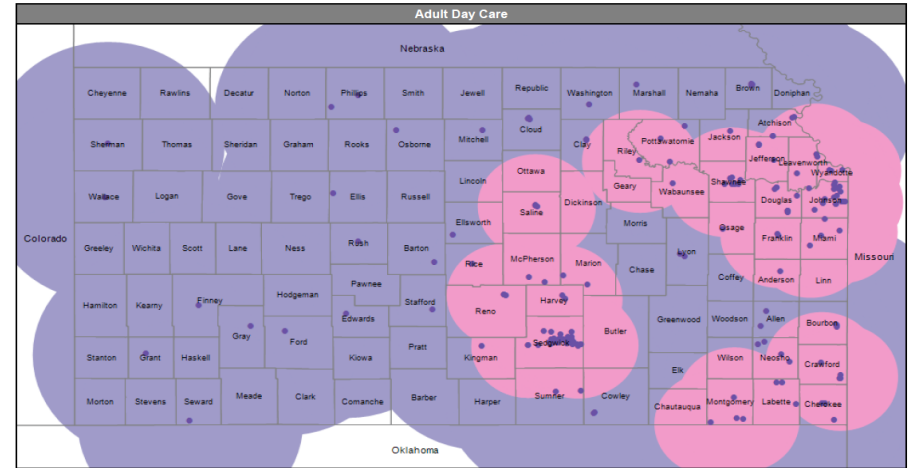
Quarterly Unique Provider Count

| | 3Q 2023 | 4Q 2023 | 1Q 2024 | Q2 2024 |
|-----------------------|---------|---------|---------|---------|
| Aetna Better Health | 153 | 157 | 160 | 162 |
| Sunflower Health Plan | 193 | 189 | 192 | 185 |
| UnitedHealthCare | 142 | 143 | 144 | 155 |

UNIQUE PROVIDER COUNT HCBS ADULT DAY CARE



Aetna Better Health



© 2024 Qwest Analytics, LLC.
April 12, 2024

Adult Day Care (Urban/Semi-Urban)

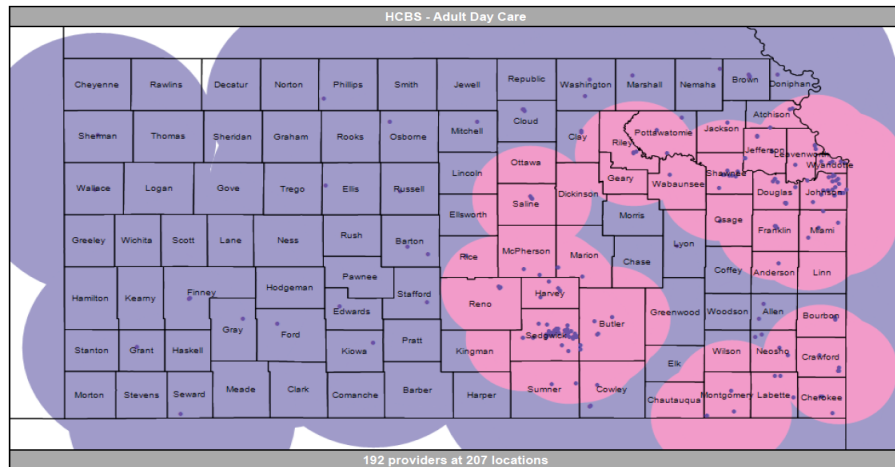
64 providers at 109 locations

● All providers

● 30 mile radius

Adult Day Care (Densely Settled/Rural/Frontier)

Sunflower Health Plan



© 2024 Qwest Analytics, LLC.
April 17, 2024

HCBS - Adult Day Care (Urban/Semi-Urban)

121 providers at 133 locations

● All providers

● 30 mile radius

HCBS - Adult Day Care (Densely Settled/Rural/Frontier)

72 providers at 74 locations

● All providers

● 60 mile radius

HCBS - Adult Day Care (Border State)

0 providers at 0 locations

● All providers

● 50 mile radius

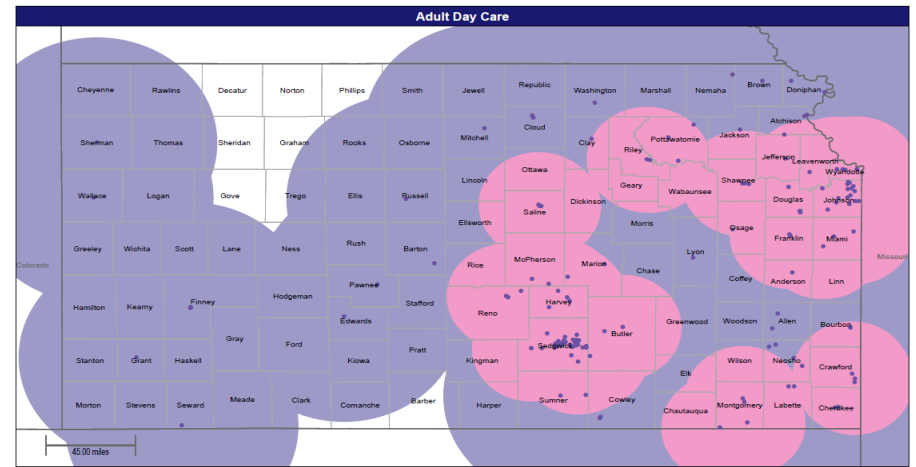
HCBS - Adult Day Care (Consolidated)

192 providers at 207 locations

● All providers

● 46.00 miles

UnitedHealthcare



© 2024 Qwest Analytics, LLC.
April 16, 2024

Adult Day Care (Urban/Semi-Urban)

93 providers at 109 locations

● All providers

● 30 mile radius

Adult Day Care (Densely Settled/Rural/Frontier)

51 providers at 52 locations

● All providers

● 60 mile radius

Adult Day Care (Border State)

0 providers at 0 locations

● All providers

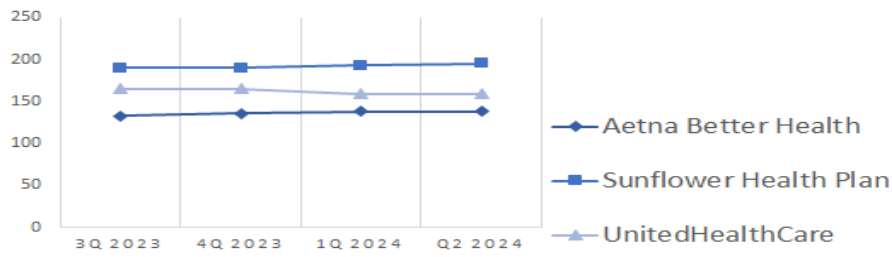
● 50 mile radius

HCBS Day Supports

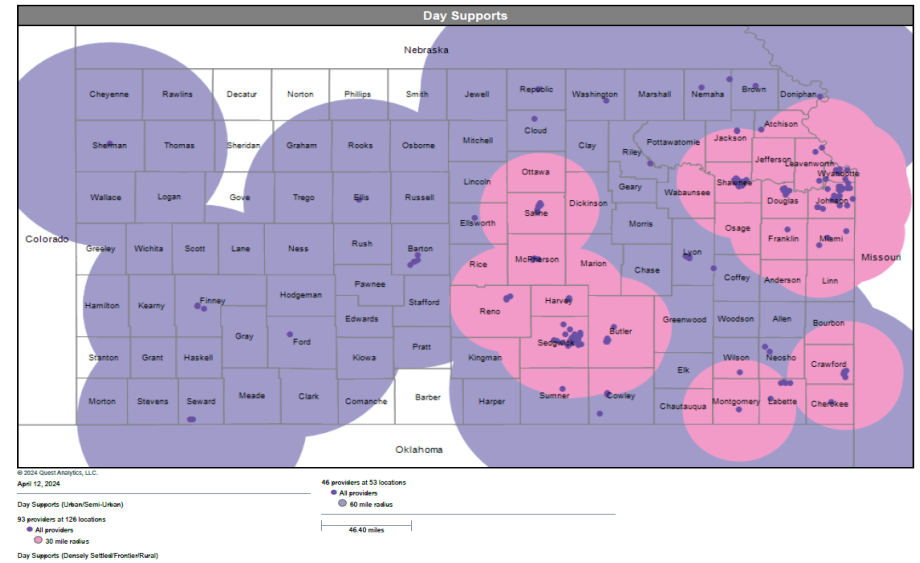
Quarterly Unique Provider Count

| | 3Q 2023 | 4Q 2023 | 1Q 2024 | Q2 2024 |
|------------------------------|---------|---------|---------|---------|
| Aetna Better Health | 133 | 136 | 138 | 138 |
| Sunflower Health Plan | 190 | 190 | 193 | 195 |
| UnitedHealthCare | 165 | 165 | 159 | 159 |

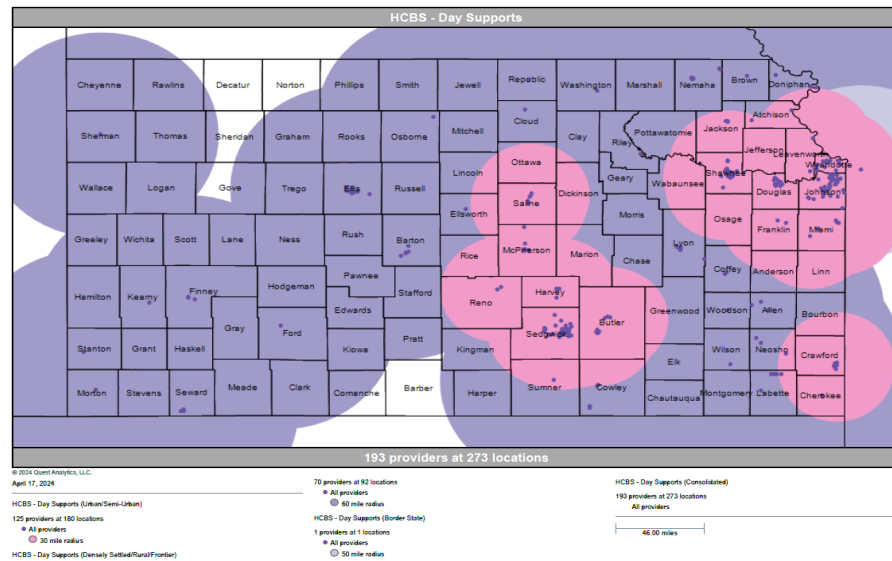
UNIQUE PROVIDER COUNT HCBS DAY SUPPORTS



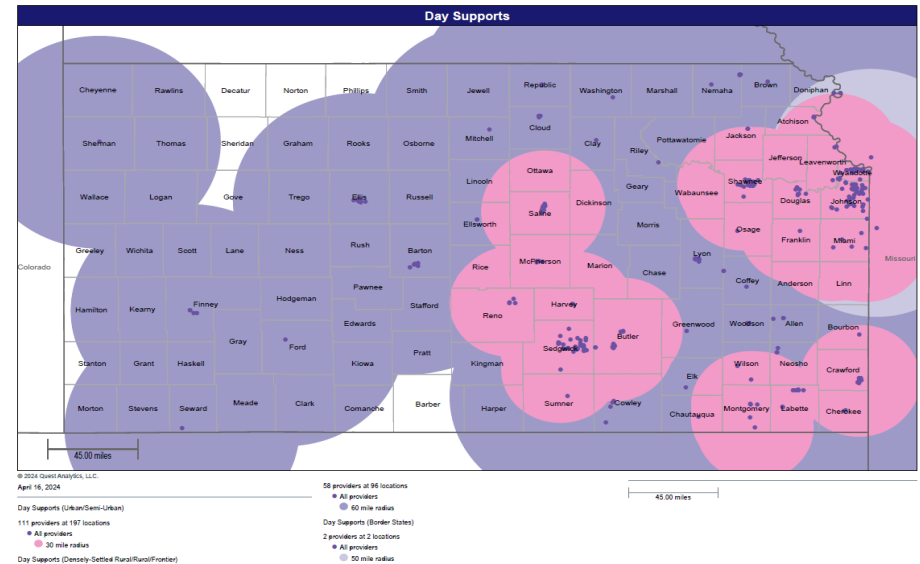
Aetna Better Health



Sunflower Health Plan



UnitedHealthCare





KanCare Managed Care Organization

Network Access As of July 1, 2024

Description of Provider Types and Specialties

| Provider Type/Specialty | Description |
|-----------------------------|---|
| Primary Care Provider (PCP) | <p>All KanCare members will select or be assigned to a PCP. The KanCare MCOs contract with PCPs to provide, to their members, primary care services including:</p> <ul style="list-style-type: none"> • Basic diagnosis and treatment of common illnesses and medical conditions • Counseling and education on safe health behaviors, self-care skills, treatment options, and preventive services • Referrals to specialists for treatment and management of more complex conditions <p>Family practitioners, general practitioners, internists, pediatricians, OB/GYNs, and other types of providers contracted to fulfill this purpose, may function as PCPs. In addition, physician assistants and nurse practitioners supporting the types of physicians listed above may function as PCPs. The access standard for urban and semi-urban counties is that a PCP be available within 20 miles of the member's residence. For rural and frontier counties, a PCP should be available within 30 miles of the member's residence.</p> |
| Allergy | <p>Allergists are doctors who specialize in diagnosis, treatment and management of allergies, asthma and immunologic disorders. The KanCare MCOs contract with allergists to provide these services to their members. The access standard for urban and semi-urban counties is that an allergist be available within 25 miles of the member's residence. For rural and frontier counties, an allergist should be available within 100 miles of the member's residence.</p> |
| Cardiology | <p>Cardiologists are doctors who specialize in diagnosing and treating diseases or conditions of the heart and blood vessels—the cardiovascular system. The KanCare MCOs contract with cardiologists and cardiovascular surgeons to provide these services to their members. The access standard for urban and semi-urban counties is that a cardiologist be available within 25 miles of the member's residence. For rural and frontier counties, a cardiologist should be available within 100 miles of the member's residence.</p> |
| Dermatology | <p>Dermatologists are doctors who specialize in diagnosis, treatment, and prevention of skin diseases or skin cancers. The KanCare MCOs contract with dermatologists to provide these services to their members. The access standard for urban and semi-urban counties is that a dermatologist be available within 25 miles of the member's residence. For rural and frontier counties, a dermatologist should be available within 100 miles of the member's residence.</p> |
| Internal Medicine | <p>Physicians specializing in internal medicine, internists, deal with the prevention, diagnosis, and treatment of adult diseases. The access standard for urban and semi-urban counties is that an internist be available within 25 miles of the member's residence. For rural and frontier counties, an internist should be available within 100 miles of the member's residence.</p> |
| Gastroenterology | <p>Gastroenterologists are doctors who specialize in diseases of the digestive tract. The KanCare MCOs contract with gastroenterologists to provide these services to their members. The access standard for urban and semi-urban counties is that a gastroenterologist be available within 25 miles of the member's residence. For rural and frontier counties, a gastroenterologist should be available within 100 miles of the member's residence.</p> |
| General Surgery | <p>A general surgeon is a physician who has been educated and trained in the diagnosis and preoperative, operative, and postoperative management of patient care. The KanCare MCOs contract with general surgeons to provide these services to their members. The access standard for urban and semi-urban counties is that a general surgeon be available within 25 miles of the member's residence. For rural and frontier counties, a general surgeon should be available within 100 miles of the member's residence.</p> |
| Hematology/Oncology | <p>Hematologists are doctors who specialize in diagnosis, treatment, and management of blood disorders. The KanCare MCOs contract with hematologists to provide these services to their members. The access standard for urban and semi-urban counties is that a hematologist be available within 25 miles of the member's residence. For rural and frontier counties, a hematologist should be available within 100 miles of the member's residence.</p> |



KanCare Managed Care Organization Network Access As of July 1, 2024

| | |
|----------------------------------|---|
| Neonatology | Neonatologists are doctors who specialize in the treatment of newborn infants—especially premature and ill infants. The KanCare MCOs contract with neonatologists to provide these services to their members. The access standard for urban and semi-urban counties is that a neonatologist be available within 25 miles of the member’s residence. For rural and frontier counties, a neonatologist should be available within 100 miles of the member’s residence. |
| Nephrology | Nephrologists are doctors who specialize in diagnosis and management of kidney diseases. The KanCare MCOs contract with nephrologists to provide these services to their members. The access standard for urban and semi-urban counties is that a nephrologist be available within 25 miles of the member’s residence. For rural and frontier counties, a nephrologist should be available within 100 miles of the member’s residence. |
| Neurology | Neurologists are doctors who specialize in diagnosis and treatment of disorders of the nervous system. The KanCare MCOs contract with neurologists to provide these services to their members. The access standard for urban and semi-urban counties is that a neurologist be available within 25 miles of the member’s residence. For rural and frontier counties, a neurologist should be available within 100 miles of the member’s residence. |
| Neurosurgery | Neurosurgeons are doctors who specialize in brain and spinal surgery. The KanCare MCOs contract with neurosurgeons to provide these services to their members. The access standard for urban and semi-urban counties is that a neurosurgeon be available within 25 miles of the member’s residence. For rural and frontier counties, a neurosurgeon should be available within 100 miles of the member’s residence. |
| OB/GYN | An obstetrician/gynecologist (OB/GYN) is a physician who both delivers babies and treats diseases of the female reproductive organs. The KanCare MCOs contract with OB/GYNs, including specialists in maternal fetal medicine and certified nurse midwives, to provide these services to their members. The access standard for urban and semi-urban counties is that an OB/GYN be available within 15 miles of the member’s residence. For rural and frontier counties, an OB/GYN should be available within 60 miles of the member’s residence. |
| Ophthalmology | An ophthalmologist is a physician specializing in medical and surgical eye problems. Since ophthalmologists perform operations on eyes, they are both surgical and medical specialists. The KanCare MCOs contract with ophthalmologists to provide these services to their members. The access standard for urban and semi-urban counties is that an ophthalmologist be available within 25 miles of the member’s residence. For rural and frontier counties, an ophthalmologist should be available within 100 miles of the member’s residence. |
| Orthopedics | Orthopedists are doctors who specialize in disorders of the bones, ligaments, tendons and joints. The KanCare MCOs contract with orthopedists to provide these services to their members. The access standard for urban and semi-urban counties is that an orthopedist be available within 25 miles of the member’s residence. For rural and frontier counties, an orthopedist should be available within 100 miles of the member’s residence. |
| Otolaryngology | An otolaryngologist is a physician who specializes in the diagnosis and treatment of disorders of the head and neck. This specialty is more commonly known as ENT (ear, nose, and throat). The access standard for urban and semi-urban counties is that an otolaryngologist be available within 25 miles of the member’s residence. For rural and frontier counties, an otolaryngologist should be available within 100 miles of the member’s residence. |
| Physical Medicine/Rehab | Physical medicine and rehabilitation is an area of medicine that strives to restore and enhance function and quality of life to those with physical impairments or disabilities. A physician in this field, a physiatrist, specializes in restoring function to people with injuries to the muscles, bones, tissues, and nervous system (such as stroke patients). The access standard for urban and semi-urban counties is that a physiatrist be available within 25 miles of the member’s residence. For rural and frontier counties, a physiatrist should be available within 100 miles of the member’s residence. |
| Plastic & Reconstructive Surgery | A plastic surgeon specializes in the correction or restoration of form and function. Although cosmetic surgery is the most well-known type of plastic surgery, most plastic surgery is not cosmetic. Plastic surgeons deal with reconstructive surgery as well as the treatment of burns. The access standard for urban and semi-urban counties is that a plastic surgeon be available within 25 miles of the member’s residence. For rural and frontier counties, a plastic surgeon should be available within 100 miles of the member’s residence. |



KanCare Managed Care Organization Network Access As of July 1, 2024

| | |
|---------------------|---|
| Podiatry | A podiatrist is a physician who specializes in the diagnosis and treatment of disorders of the foot, ankle, and lower extremities. The access standard for urban and semi-urban counties is that a podiatrist be available within 25 miles of the member's residence. For rural and frontier counties, a podiatrist should be available within 100 miles of the member's residence. |
| Psychiatrist | A psychiatrist is a physician who specializes in the prevention, diagnosis, and treatment of mental, addictive, and emotional disorders. The KanCare MCOs contract with psychiatrists to provide these services to their members. The access standard for urban and semi-urban counties is that a psychiatrist be available within 15 miles of the member's residence. For rural and frontier counties, a psychiatrist should be available within 60 miles of the member's residence. |
| Pulmonary Disease | A pulmonologist is a physician who diagnoses and treats diseases and conditions of the lungs and chest. Pulmonology often involves managing patients who need life support and mechanical ventilation. The access standard for urban and semi-urban counties is that a pulmonologist be available within 25 miles of the member's residence. For rural and frontier counties, a pulmonologist should be available within 100 miles of the member's residence. |
| Urology | Urology focuses on the urinary tract in males and females, and on the reproductive system in males. Urologists diagnose, treat, and manage patients with urological disorders. The organs covered by urology include the kidneys, ureters, urethra, urinary bladder, adrenal gland and the male reproductive organs. The access standard for urban and semi-urban counties is that a urologist be available within 25 miles of the member's residence. For rural and frontier counties, a urologist should be available within 100 miles of the member's residence. |
| Hospital | Hospitals are healthcare institutions that provide patient treatment by specialized staff and equipment. Hospitals most commonly provide overnight stays for people with serious or life threatening health problems, emergency care, and surgical care. The KanCare MCOs contract with hospitals to provide these services to their members. The access standard for both urban and rural counties is that a hospital be available within 30 miles of the member's residence. |
| Optometry | An optometrist is a health care professional who is licensed to provide primary eye care services. The KanCare MCOs contract with optometrists to provide these services to their members. The access standard for both urban and rural counties is that an optometrist be available within 30 minutes transport time of the member's residence. The plans have used 30 miles as a proxy for 30 minutes transport time. |
| Dental Primary Care | Dental primary care includes dental procedures or protocols that attempt to preserve oral hard tissues (teeth) and soft tissues (gums) in good health. Common examples of services include checkups, cleanings, fluoride treatment and sealants. The KanCare MCOs contract with dental providers, including general dentistry practitioners and pediatric dentists, to provide primary dental care services to their members. The access standard for urban and semi-urban counties is that dental primary care be available within 20 miles of the member's residence. For rural and frontier counties, dental primary care should be available within 30 miles of the member's residence. |
| Retail Pharmacy | Retail pharmacists are medical professionals who prepare and sell prescription drugs as directed by physicians. Pharmacists use their knowledge and training to counsel customers on the appropriate dosages as well as provide instructions concerning the safety of combining certain medications. The KanCare MCOs contract with retail pharmacies to provide these services to their members. The access standard for urban and semi-urban counties is that a retail pharmacy be available within 10 miles of the member's residence. For rural and frontier counties, a retail pharmacy should be available within 30 miles of the member's residence. |
| Behavioral Health | Behavioral healthcare refers to a continuum of services for individuals at risk of, or suffering from, mental, behavioral, or addictive disorders. The KanCare MCOs contract with behavioral health providers, including mental health and substance use disorder providers, to offer these services to their members. The access standard for urban and semi-urban counties is that behavioral health services be available within 30 miles of the member's residence. For densely-settled rural counties, behavioral health services should be available within 45 miles of the member's residence. For rural and frontier counties, behavioral health services should be available within 60 miles of the member's residence. The KanCare MCOs were instructed to exclude Community Mental Health Centers (CMHCs), Psychiatric Residential Treatment Facilities (PRTFs), and Regional Alcohol and Drug Assessment Centers (RADACs) when creating these maps, as all of these providers must be in network for all plans due to the nature of service they provide. |