



GEO-ACCESS MAPS

For 2nd Quarter, 2024

The following Geo-Access maps are generated by the KanCare Managed Care Organizations (MCOs) each quarter and illustrate the geographical coverage of providers throughout the state for specific provider types. The format for the maps has been updated to reflect changes with KanCare 2.0 and in accordance with the Medicaid and CHIP Managed Care Final Rule.

The Geographic Mapping Reports allow KDHE to evaluate the growth of the network, identify gaps in coverage, monitor MCO compliance with the KanCare Network Adequacy Standards, and provide constructive feedback to the MCOs.

The provider categories included in the maps are listed below:

- Adult Primary Care Providers (PCPs)
- Pediatric Primary Care Providers (PCPs)
- OB/GYN
- Adult Behavioral Health (non-waiver)
- Pediatric Behavioral Health (non-waiver)
- Adult Specialists
- Pediatric Specialists
- Hospital
- Pharmacy
- Dental and Vision
- Ancillary Services
- HCBS (fixed-site)

Each map identifies the specialty and—where applicable—population for the service identified. Only providers contracted for the specified service are shown, including providers in border states. Provider service locations are identified on each map as a small dot and colored circles are used to represent the radius in miles from each provider service location (for the identified urban-rural classification). The size of each circle corresponds to distance requirements identified in the network standards.

For each map, a count will display the number of unique providers and locations. In some instances, many providers practice in a single location. Providers may also have multiple practice locations.

The index below identifies the classification indicators used in the maps. For all maps, the following scale is used.



Adult Services

- Urban/Semi-Urban
- Densely Settled/Rural/Frontier
- Border State
- Provider Locations

Pediatric Services

- Urban/Semi-Urban
- Densely Settled/Rural/Frontier
- Border State
- Provider Locations

HCBS Services

- Urban/Semi-Urban
- Densely Settled/Rural/Frontier
- Border State
- Provider Locations

Hospital, Ancillary, Pharmacy, and Vision Services

- Urban/Semi-Urban
- Densely Settled/Rural/Frontier
- Border State
- Provider Locations



KanCare Managed Care Organization
 Mapped Provider Count Report
Aetna Better Health

Provider Specialty Type	# Unique Providers	# Unique Locations	URBAN & SEMI-URBAN		RURAL & FRONTIER	
			Percent of Members within Access Standard	Mean Distance from Member to Provider Type	Percent of Members within Access Standard	Mean Distance from Member to Provider Type
Primary Care Physicians			<i>20 MILES / 40 MINUTES</i>		<i>30 MILES / 45 MINUTES</i>	
Adult Primary Care Providers	2630	1144	100.0%	1.3	100.0%	3.1
Pediatric Primary Care Providers	3136	1165	100.0%	1.4	100.0%	3.3
OB/GYN			<i>15 MILES / 30 MINUTES</i>		<i>60 MILES / 90 MINUTES</i>	
OB/GYN	552	552	100.0%	2.5	100.0%	8.7
Behavioral Health			<i>30 MILES / 60 MINUTES</i>		<i>60 MILES / 90 MINUTES</i>	
Adult Behavioral Health	4307	1381	100.0%	1.2	100.0%	4.9
Pediatric Behavioral Health	5956	1416	100.0%	1.4	100.0%	5.4
Specialist			<i>30 MILES / 60 MINUTES</i>		<i>90 MILES / 135 MINUTES</i>	
ADULT SPECIALIST			<i>30 MILES / 60 MINUTES</i>		<i>90 MILES / 135 MINUTES</i>	
Allergy	51	241	99.7%	4.7	94.6%	36.5
Cardiology	526	551	100.0%	2.2	100.0%	9.9
Dermatology	79	310	100.0%	3.1	100.0%	15.9
Gastroenterology	161	388	100.0%	2.4	99.8%	17.7
General Surgery	478	601	100.0%	2.5	100.0%	6.7
Hematology/Oncology	239	418	100.0%	2.4	100.0%	11.8
Nephrology	143	341	100.0%	2.8	100.0%	16.7
Neurology	376	494	100.0%	2.4	100.0%	11.8
Ophthalmology	133	181	100.0%	3.3	100.0%	21.8
Orthopedics	322	471	100.0%	2.5	100.0%	9.6
Otolaryngology	156	299	100.0%	3.4	100.0%	21.9
Physical Medicine/Rehab	114	347	100.0%	2.5	94.4%	33.3
Plastic and Reconstructive Surgery	77	322	100.0%	3.0	92.8%	38.6
Podiatry	60	115	100.0%	6.4	100.0%	19.4
Psychiatrist	634	732	100.0%	1.6	100.0%	5.8
NOTE: The standard for this specialty differs from other specialties in this group.			<i>15 MILES / 30 MINUTES</i> ↑		<i>60 MILES / 90 MINUTES</i> ↑	
Pulmonary Disease	242	481	100.0%	2.3	100.0%	17.7
Urology	129	282	100.0%	3.4	99.8%	19.1



KanCare Managed Care Organization
 Mapped Provider Count Report
Aetna Better Health

Provider Specialty Type	# Unique Providers	# Unique Locations	URBAN & SEMI-URBAN		RURAL & FRONTIER	
			Percent of Members within Access Standard	Mean Distance from Member to Provider Type	Percent of Members within Access Standard	Mean Distance from Member to Provider Type
PEDIATRIC SPECIALIST			30 MILES / 60 MINUTES		90 MILES / 135 MINUTES	
Allergy	51	242	99.8%	4.6	89.7%	46.5
Cardiology	527	556	100.0%	2.4	100.0%	10.5
Dermatology	79	307	100.0%	3.3	100.0%	15.6
Gastroenterology	161	383	100.0%	2.6	99.7%	17.7
General Surgery	478	599	100.0%	2.7	100.0%	6.8
Hematology/Oncology	239	422	100.0%	2.6	100.0%	12.4
Neonatology	53	136	100.0%	6.1	85.9%	59.4
Nephrology	142	339	100.0%	3.1	100.0%	18.2
Neurology	376	495	100.0%	2.6	100.0%	12.9
Ophthalmology	133	181	100.0%	3.5	100.0%	25.0
Orthopedics	321	471	100.0%	2.7	100.0%	9.8
Otolaryngology	156	296	100.0%	3.7	100.0%	26.0
Physical Medicine/Rehab	114	348	100.0%	2.8	89.7%	44.3
Plastic and Reconstructive Surgery	77	320	100.0%	3.2	87.4%	49.5
Podiatry	60	114	100.0%	6.5	100.0%	20.7
Psychiatrist	633	734	100.0%	1.7	100.0%	6.5
NOTE: The standard for this specialty differs from other specialties in this group.			15 MILES / 30 MINUTES ↑		60 MILES / 90 MINUTES ↑	
Pulmonary Disease	242	473	100.0%	2.5	100.0%	21.5
Urology	129	278	100.0%	3.7	99.7%	18.5
Hospital			30 MILES / 60 MINUTES		60 MILES / 90 MINUTES	
Hospital	173	172	100.0%	3.9	100.0%	6.9
Pharmacy			10 MILES / 20 MINUTES		30 MILES / 45 MINUTES	
Pharmacy	698	696	99.9%	1.6	100.0%	3.9
Vision			30 MILES / 60 MINUTES		60 MILES / 90 MINUTES	
Optometry	410	304	100.0%	2.0	100.0%	8.5
Dental			20 MILES / 40 MINUTES		30 MILES / 45 MINUTES	
Adult Dental Primary Care	322	226	100.0%	2.6	98.1%	9.0
Pediatric Dental Primary Care	380	254	100.0%	2.6	97.8%	8.9



KanCare Managed Care Organization
 Mapped Provider Count Report
 Aetna Better Health

			URBAN & SEMI-URBAN		RURAL & FRONTIER	
Provider Specialty Type	# Unique Providers	# Unique Locations	Percent of Members within Access Standard	Mean Distance from Member to Provider Type	Percent of Members within Access Standard	Mean Distance from Member to Provider Type
Ancillary Services			30 MILES / 60 MINUTES		60 MILES / 90 MINUTES	
Physical Therapy	736	285	100.0%	3.0	100.0%	13.4
Occupational Therapy	313	173	100.0%	3.8	94.2%	29.6
Speech Therapy	289	155	99.7%	4.7	92.9%	34.3
X-Ray	174	178	100.0%	4.2	100.0%	6.7
Lab	222	230	100.0%	4.0	100.0%	6.6
NOTE: The standard for this specialty differs from other specialties in this group.					30 MILES / 60 MINUTES ↑	
			URBAN & SEMI-URBAN 30 MILES / 60 MINUTES		RURAL & FRONTIER 60 MILES / 100 MINUTES	
Provider Specialty Type	# Unique Providers	# Unique Locations	Percent of Members within Access Standard	Mean Distance from Member to Specialist	Percent of Members within Access Standard	Mean Distance from Member to Specialist
Adult Day Care PT 55/PS 410/PC S5101 & S5102						
FE Waiver Providers	162	180	100.0%	3.6	100.0%	12.3
Day Supports PT 55/PS 520/PC T2021						
IDD Waiver Providers	138	180	100.0%	3.3	100.0%	17.0



KanCare Managed Care Organization
 Mapped Provider Count Report
Sunflower State Health Plan

Provider Specialty Type	# Unique Providers	# Unique Locations	URBAN & SEMI-URBAN		RURAL & FRONTIER	
			Percent of Members within Access Standard	Mean Distance from Member to Provider Type	Percent of Members within Access Standard	Mean Distance from Member to Provider Type
Primary Care Physicians			<i>20 MILES / 40 MINUTES</i>		<i>30 MILES / 45 MINUTES</i>	
Adult Primary Care Providers	3873	1278	100.0%	1.3	100.0%	2.7
Pediatric Primary Care Providers	4548	1307	100.0%	1.4	100.0%	3.0
OB/GYN			<i>15 MILES / 30 MINUTES</i>		<i>60 MILES / 90 MINUTES</i>	
OB/GYN	447	287	100.0%	2.8	100.0%	12.1
Behavioral Health			<i>30 MILES / 60 MINUTES</i>		<i>60 MILES / 90 MINUTES</i>	
Adult Behavioral Health	3087	1338	100.0%	1.1	100.0%	4.5
Pediatric Behavioral Health	4778	1404	100.0%	1.2	100.0%	4.7
Specialist			<i>30 MILES / 60 MINUTES</i>		<i>90 MILES / 135 MINUTES</i>	
ADULT SPECIALIST			<i>30 MILES / 60 MINUTES</i>		<i>90 MILES / 135 MINUTES</i>	
Allergy	32	24	93.6%	12.8	98.5%	49.2
Cardiology	369	222	100.0%	3.3	100.0%	14.3
Dermatology	52	59	99.9%	8.7	100.0%	34.4
Gastroenterology	121	99	100.0%	5.6	100.0%	32.2
General Surgery	344	328	100.0%	3.7	100.0%	6.3
Hematology/Oncology	154	76	100.0%	6.2	100.0%	36.1
Nephrology	120	80	100.0%	6.4	100.0%	26.4
Neurology	354	222	100.0%	3.6	100.0%	18.2
Ophthalmology	130	164	100.0%	3.4	100.0%	16.8
Orthopedics	274	226	100.0%	3.6	100.0%	10.8
Otolaryngology	118	90	100.0%	6.4	100.0%	29.8
Physical Medicine/Rehab	78	79	100.0%	5.5	97.9%	33.3
Plastic and Reconstructive Surgery	46	47	93.4%	12.2	94.5%	54.3
Podiatry	63	108	100.0%	5.7	100.0%	23.2
Psychiatrist*	550	465	99.9%	1.9	99.9%	9.3
*NOTE: The standard for this specialty differs from other specialties in this group.			<i>15 MILES / 30 MINUTES</i>		<i>60 MILES / 90 MINUTES</i>	
Pulmonary Disease	206	130	100.0%	5.0	100.0%	22.3
Urology	95	108	100.0%	7.1	99.8%	21.6



KanCare Managed Care Organization
 Mapped Provider Count Report
 Sunflower State Health Plan

Provider Specialty Type	# Unique Providers	# Unique Locations	URBAN & SEMI-URBAN		RURAL & FRONTIER	
			Percent of Members within Access Standard	Mean Distance from Member to Provider Type	Percent of Members within Access Standard	Mean Distance from Member to Provider Type
PEDIATRIC SPECIALIST			30 MILES / 60 MINUTES		90 MILES / 135 MINUTES	
Allergy	32	25	94.4%	12.0	98.7%	50.2
Cardiology	369	223	100.0%	3.4	100.0%	15.4
Dermatology	52	63	99.9%	6.9	97.1%	35.6
Gastroenterology	124	100	100.0%	5.5	100.0%	33.7
General Surgery	347	329	100.0%	4.0	100.0%	6.4
Hematology/Oncology	157	80	99.9%	6.5	100.0%	37.3
Neonatology	71	26	94.0%	12.5	69.8%	90.8
Nephrology	124	82	100.0%	6.2	100.0%	25.0
Neurology	353	225	100.0%	3.7	100.0%	18.3
Ophthalmology	130	164	100.0%	3.6	100.0%	19.6
Orthopedics	275	228	100.0%	4.0	100.0%	10.7
Otolaryngology	120	90	100.0%	6.5	100.0%	31.7
Physical Medicine/Rehab	78	79	100.0%	5.6	97.9%	32.4
Plastic and Reconstructive Surgery	46	47	93.1%	12.3	90.9%	60.9
Podiatry	63	108	100.0%	5.4	100.0%	24.1
Psychiatrist*	550	465	99.9%	2.0	99.9%	9.6
*NOTE: The standard for this specialty differs from other specialties in this group.			15 MILES / 30 MINUTES		60 MILES / 90 MINUTES	
Pulmonary Disease	207	132	100.0%	5.1	100.0%	23.5
Urology	95	108	100.0%	7.5	99.7%	23.0
Hospital			30 MILES / 60 MINUTES		60 MILES / 90 MINUTES	
Hospital	283	335	100.0%	3.3	100.0%	5.2
Pharmacy			10 MILES / 20 MINUTES		30 MILES / 45 MINUTES	
Pharmacy	606	598	99.9%	1.5	100.0%	4.0
Vision			30 MILES / 60 MINUTES		60 MILES / 90 MINUTES	
Optometry	464	394	100.0%	1.8	100.0%	6.7
Dental			20 MILES / 40 MINUTES		30 MILES / 45 MINUTES	
Adult Dental Primary Care	322	259	100.0%	2.9	99.6%	8.0
Pediatric Dental Primary Care	185	127	99.8%	5.0	71.5%	26.6



KanCare Managed Care Organization
 Mapped Provider Count Report
 Sunflower State Health Plan

Provider Specialty Type	# Unique Providers	# Unique Locations	URBAN & SEMI-URBAN		RURAL & FRONTIER	
			Percent of Members within Access Standard	Mean Distance from Member to Provider Type	Percent of Members within Access Standard	Mean Distance from Member to Provider Type
Ancillary Services			<i>30 MILES / 60 MINUTES</i>		<i>60 MILES / 90 MINUTES</i>	
Physical Therapy	802	453	100.0%	2.2	100.0%	4.7
Occupational Therapy	384	320	100.0%	2.5	100.0%	9.0
Speech Therapy	324	233	100.0%	3.1	100.0%	17.2
X-Ray	204	209	100.0%	4.0	100.0%	7.9
Lab*	220	237	100.0%	4.0	100.0%	8.8
*NOTE: The standard for this specialty differs from other specialties in this group.			<i>30 MILES / 60 MINUTES</i>			

Provider Specialty Type	# Unique Providers	# Unique Locations	URBAN & SEMI-URBAN		RURAL & FRONTIER	
			Percent of Members within Access Standard	Mean Distance from Member to Specialist	Percent of Members within Access Standard	Mean Distance from Member to Specialist
Adult Day Care PT 55/PS 410/PC S5101 & S5102			<i>30 MILES / 60 MINUTES</i>		<i>60 MILES / 100 MINUTES</i>	
FE Waiver Providers	185	196	100.0%	2.2	100.0%	12.3
Day Supports PT 55/PS 520/PC T2021						
IDD Waiver Providers	195	275	100.0%	2.2	100.0%	9.6



KanCare Managed Care Organization
 Mapped Provider Count Report
 United HealthCare

Provider Specialty Type	# Unique Providers	# Unique Locations	URBAN & SEMI-URBAN		RURAL & FRONTIER	
			Percent of Members within Access Standard	Mean Distance from Member to Provider Type	Percent of Members within Access Standard	Mean Distance from Member to Provider Type
Primary Care Physicians			20 MILES / 40 MINUTES		30 MILES / 45 MINUTES	
Adult Primary Care Providers	3649	1183	100.0%	0.9	100.0%	2.0
Pediatric Primary Care Providers	3893	1198	100.0%	1.0	100.0%	2.2
OB/GYN			15 MILES / 30 MINUTES		60 MILES / 90 MINUTES	
OB/GYN	323	206	99.9%	2.6	100.0%	10.5
Behavioral Health			30 MILES / 60 MINUTES		60 MILES / 90 MINUTES	
Adult Behavioral Health	3939	1540	100.0%	0.8	100.0%	3.8
Pediatric Behavioral Health	5497	1619	100.0%	0.9	100.0%	3.9
Specialist			30 MILES / 60 MINUTES		90 MILES / 135 MINUTES	
ADULT SPECIALIST			30 MILES / 60 MINUTES		90 MILES / 135 MINUTES	
Allergy	25	26	97.4%	8.1	100.0%	43.3
Cardiology	372	200	100.0%	2.8	100.0%	10.1
Dermatology	55	79	100.0%	5.0	100.0%	21.2
Gastroenterology	98	83	100.0%	4.6	95.6%	42.6
General Surgery	339	267	100.0%	2.6	100.0%	6.7
Hematology/Oncology	197	104	100.0%	3.8	100.0%	16.0
Nephrology	81	73	100.0%	4.1	100.0%	18.0
Neurology	245	127	100.0%	4.2	100.0%	18.3
Ophthalmology	120	122	100.0%	3.0	100.0%	17.1
Orthopedics	218	157	100.0%	2.9	100.0%	9.3
Otolaryngology	104	75	100.0%	4.6	100.0%	20.4
Physical Medicine/Rehab	81	113	100.0%	4.5	99.1%	24.3
Plastic and Reconstructive Surgery	44	57	97.4%	6.9	93.1%	52.2
Podiatry	44	69	100.0%	4.3	100.0%	16.9
Psychiatrist	543	463	100.0%	1.6	100.0%	6.4
NOTE: The standard for this specialty differs from other specialties in this group.			15 MILES / 30 MINUTES ↑		60 MILES / 90 MINUTES ↑	
Pulmonary Disease	132	103	100.0%	3.7	100.0%	25.2
Urology	102	92	100.0%	3.2	99.7%	18.9



KanCare Managed Care Organization
 Mapped Provider Count Report
United HealthCare

Provider Specialty Type	# Unique Providers	# Unique Locations	URBAN & SEMI-URBAN		RURAL & FRONTIER	
			Percent of Members within Access Standard	Mean Distance from Member to Provider Type	Percent of Members within Access Standard	Mean Distance from Member to Provider Type
PEDIATRIC SPECIALIST			30 MILES / 60 MINUTES		90 MILES / 135 MINUTES	
Allergy	28	29	98.0%	7.7	100.0%	44.8
Cardiology	372	199	100.0%	2.9	100.0%	10.1
Dermatology	55	79	100.0%	4.9	100.0%	20.0
Gastroenterology	98	83	100.0%	4.6	93.9%	49.2
General Surgery	340	267	100.0%	2.7	100.0%	6.7
Hematology/Oncology	197	104	100.0%	4.0	100.0%	15.5
Neonatology	55	29	95.5%	8.4	68.4%	88.1
Nephrology	81	73	100.0%	4.0	100.0%	16.9
Neurology	245	127	100.0%	4.2	100.0%	18.7
Ophthalmology	120	123	100.0%	3.1	100.0%	19.3
Orthopedics	218	157	100.0%	3.0	100.0%	9.3
Otolaryngology	105	75	100.0%	4.6	100.0%	23.5
Physical Medicine/Rehab	81	113	100.0%	4.5	99.3%	23.5
Plastic and Reconstructive Surgery	44	57	98.0%	6.6	90.9%	58.1
Podiatry	44	69	100.0%	4.3	100.0%	16.0
Psychiatrist	544	464	100.0%	1.8	100.0%	6.7
NOTE: The standard for this specialty differs from other specialties in this group.			15 MILES / 30 MINUTES ↑		60 MILES / 90 MINUTES ↑	
Pulmonary Disease	132	103	100.0%	3.8	100.0%	26.4
Urology	102	92	100.0%	3.4	99.7%	21.1
Hospital			30 MILES / 60 MINUTES		60 MILES / 90 MINUTES	
Hospital	227	208	100.0%	2.8	100.0%	5.1
Pharmacy			10 MILES / 20 MINUTES		30 MILES / 45 MINUTES	
Pharmacy	625	607	99.9%	1.2	100.0%	3.2
Vision			30 MILES / 60 MINUTES		60 MILES / 90 MINUTES	
Optometry	466	500	100.0%	1.2	100.0%	4.7
Dental			20 MILES / 40 MINUTES		30 MILES / 45 MINUTES	
Adult Dental Primary Care	314	189	100.0%	2.3	97.7%	8.9
Pediatric Dental Primary Care	374	216	100.0%	2.1	98.1%	8.5



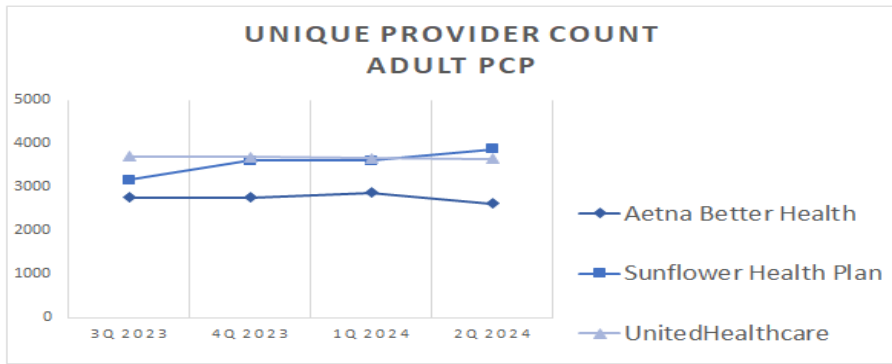
KanCare Managed Care Organization
 Mapped Provider Count Report
 United HealthCare

Provider Specialty Type	# Unique Providers	# Unique Locations	URBAN & SEMI-URBAN		RURAL & FRONTIER	
			Percent of Members within Access Standard	Mean Distance from Member to Specialist	Percent of Members within Access Standard	Mean Distance from Member to Specialist
Ancillary Services			<i>30 MILES / 60 MINUTES</i>		<i>60 MILES / 90 MINUTES</i>	
Physical Therapy	861	501	100.0%	1.7	100.0%	3.8
Occupational Therapy	394	374	100.0%	1.8	100.0%	4.9
Speech Therapy	396	322	100.0%	2.1	100.0%	4.6
X-Ray	305	262	100.0%	2.5	100.0%	5.0
Lab	321	257	100.0%	2.6	100.0%	5.0
NOTE: The standard for this specialty differs from other specialties in this group.					<i>30 MILES / 60 MINUTES</i> ↑	

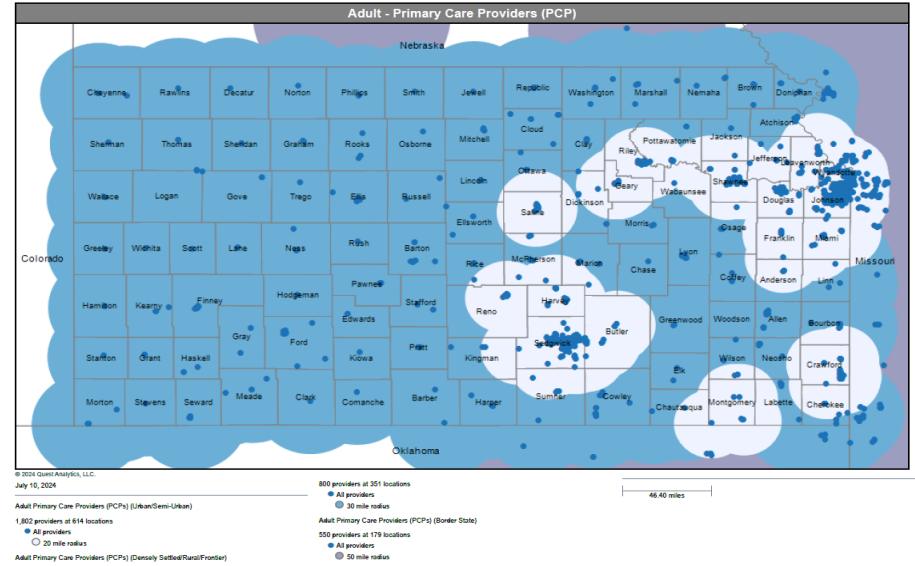
Provider Specialty Type	# Unique Providers	# Unique Locations	URBAN & SEMI-URBAN		RURAL & FRONTIER	
			Percent of Members within Access Standard	Mean Distance from Member to Specialist	Percent of Members within Access Standard	Mean Distance from Member to Specialist
Adult Day Care PT 55/PS 410/PC S5101 & S5102			<i>30 MILES / 60 MINUTES</i>		<i>60 MILES / 100 MINUTES</i>	
FE Waiver Providers	155	175	100.0%	1.8	99.9%	11.6
Day Supports PT 55/PS 520/PC T2021						
IDD Waiver Providers	159	294	100.0%	1.7	100.0%	6.2

Primary Care Providers (PCP) Quarterly Unique Provider Count

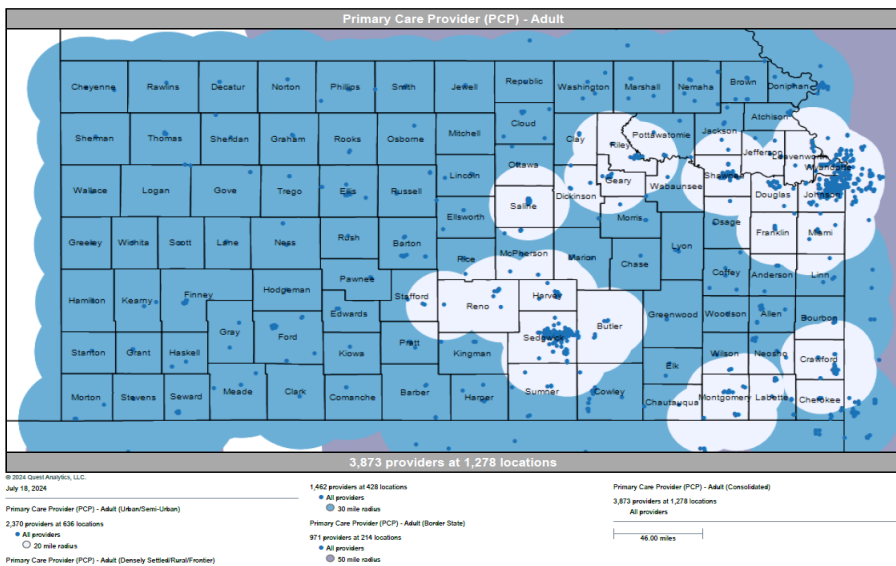
	3Q 2023	4Q 2023	1Q 2024	2Q 2024
Aetna Better Health	2767	2770	2881	2630
Sunflower Health Plan	3171	3618	3619	3873
UnitedHealthcare	3713	3702	3671	3649



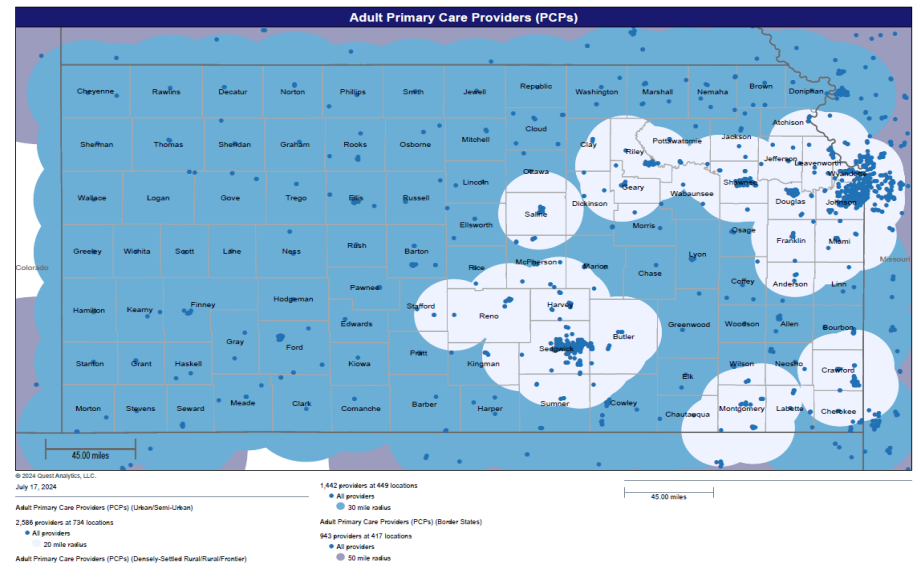
Aetna Better Health



Sunflower Health Plan



UnitedHealthcare

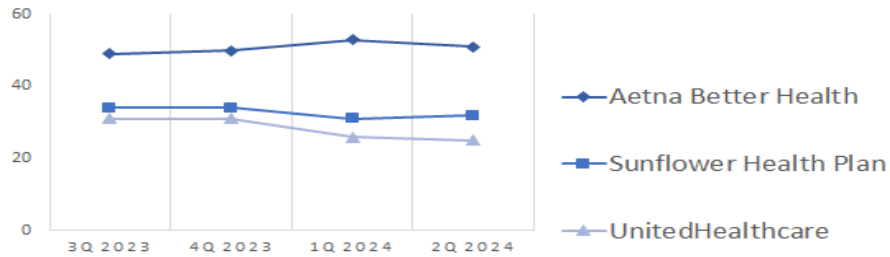


Allergy

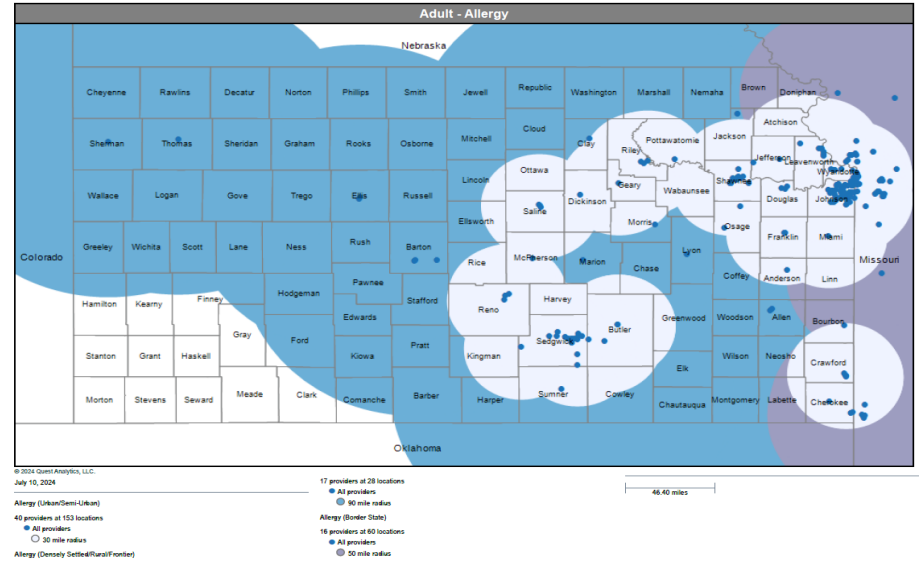
Quarterly Unique Provider Count

	3Q 2023	4Q 2023	1Q 2024	2Q 2024
Aetna Better Health	49	50	53	51
Sunflower Health Plan	34	34	31	32
UnitedHealthcare	31	31	26	25

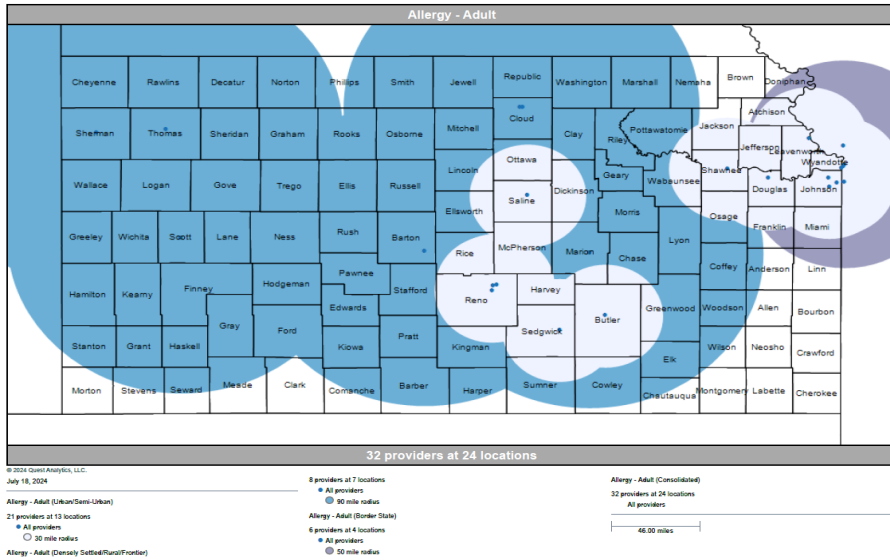
UNIQUE PROVIDER COUNT ADULT ALLERGY



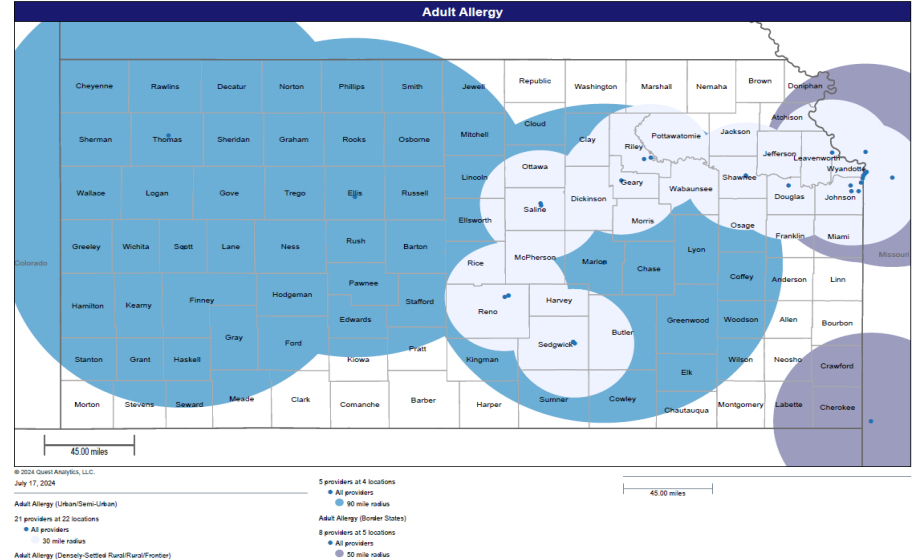
Aetna Better Health



Sunflower Health Plan



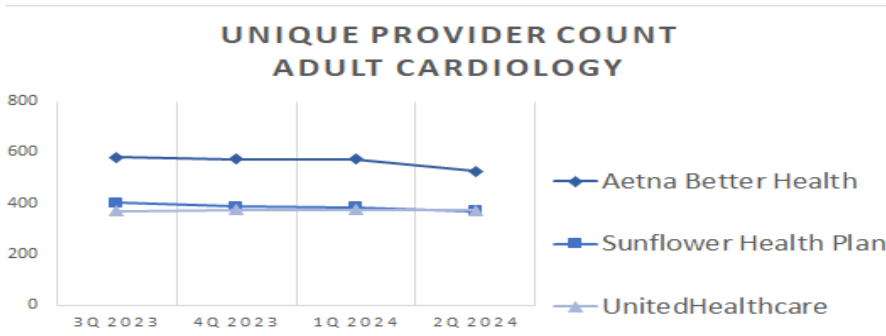
UnitedHealthcare



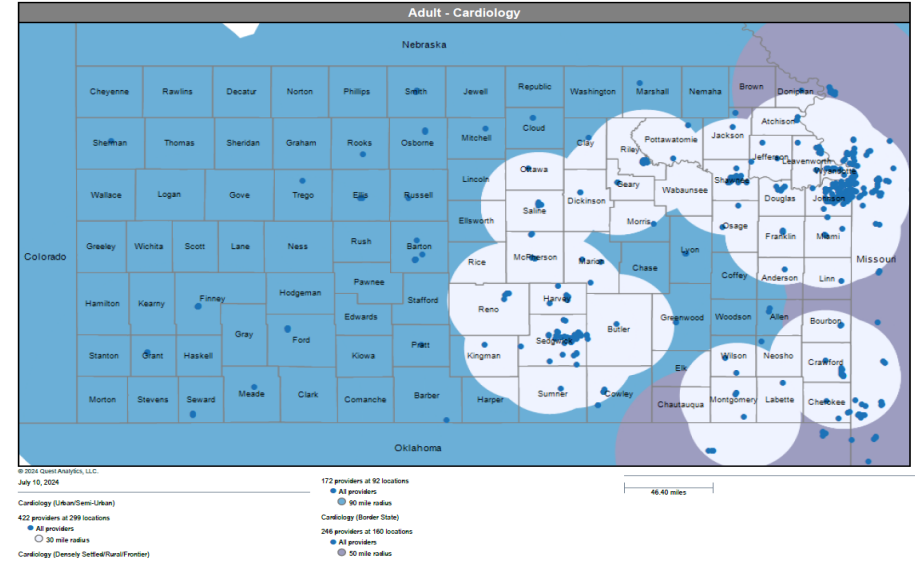
Cardiology

Quarterly Unique Provider Count

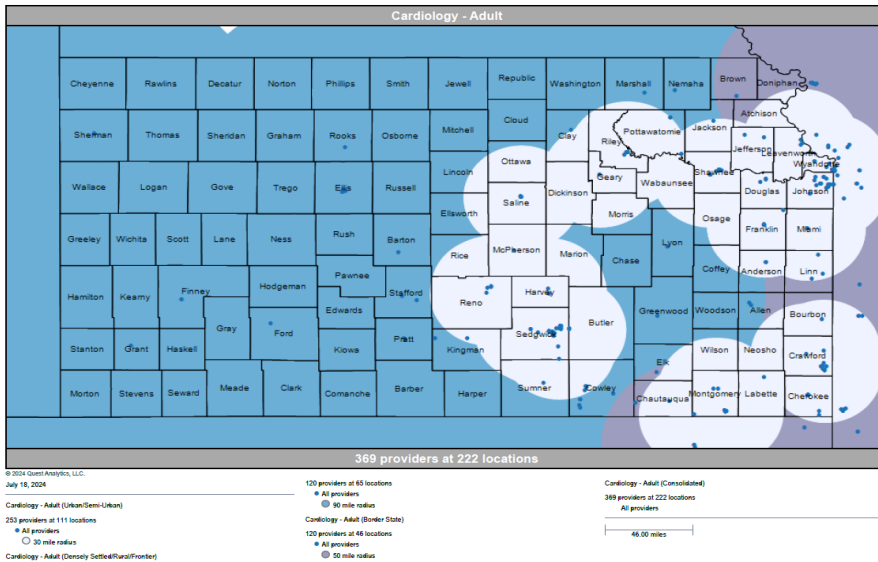
	3Q 2023	4Q 2023	1Q 2024	2Q 2024
Aetna Better Health	581	573	573	526
Sunflower Health Plan	401	386	385	369
UnitedHealthcare	371	375	374	372



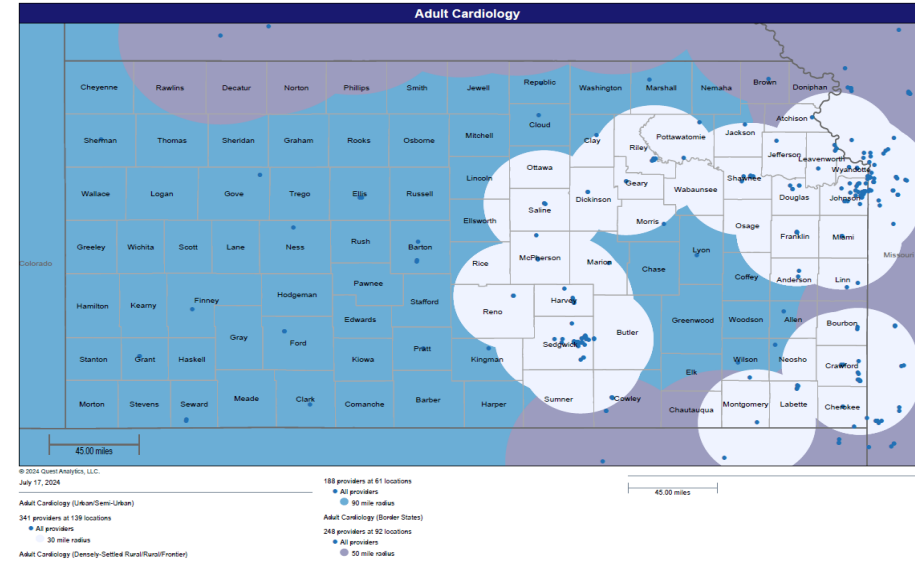
Aetna Better Health



Sunflower Health Plan



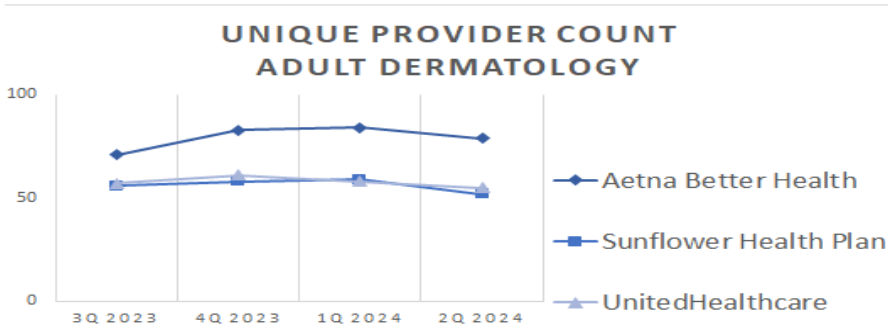
UnitedHealthcare



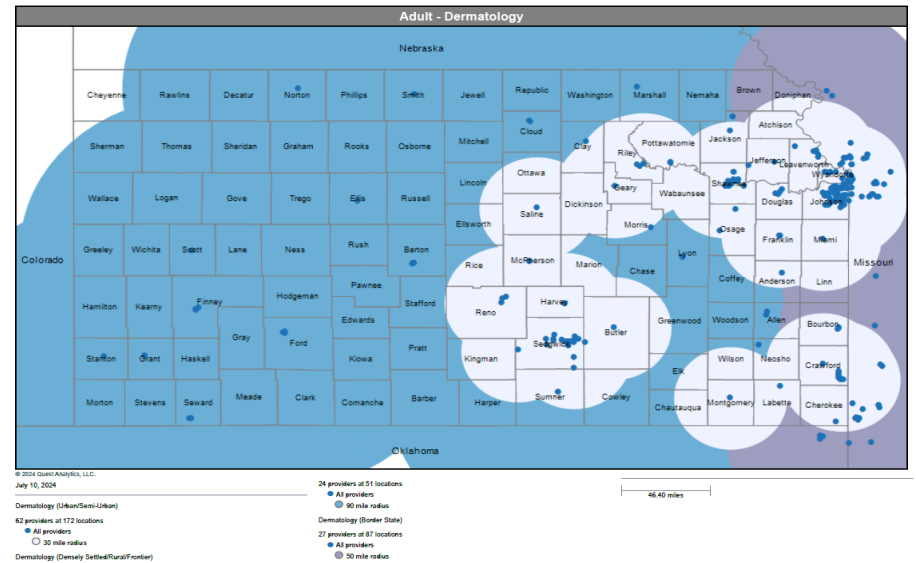
Dermatology

Quarterly Unique Provider Count

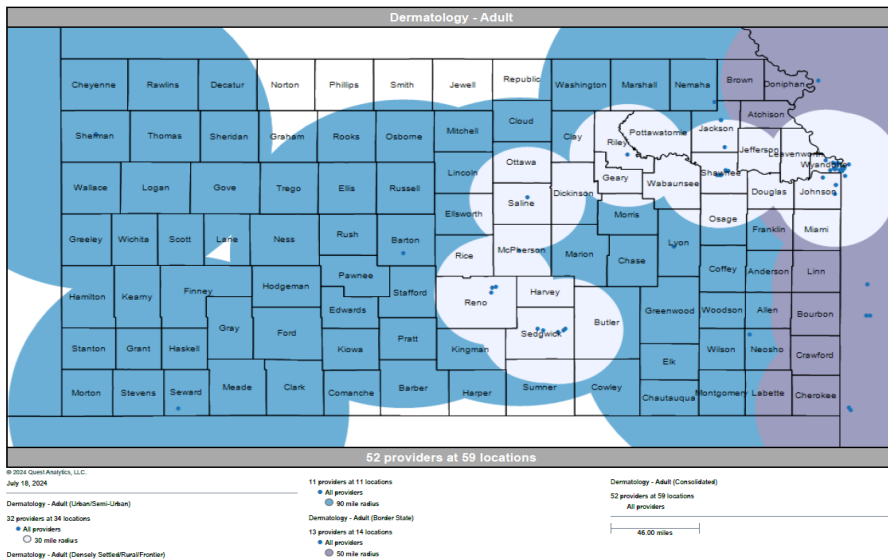
	3Q 2023	4Q 2023	1Q 2024	2Q 2024
Aetna Better Health	71	83	84	79
Sunflower Health Plan	56	58	59	52
UnitedHealthcare	57	61	58	55



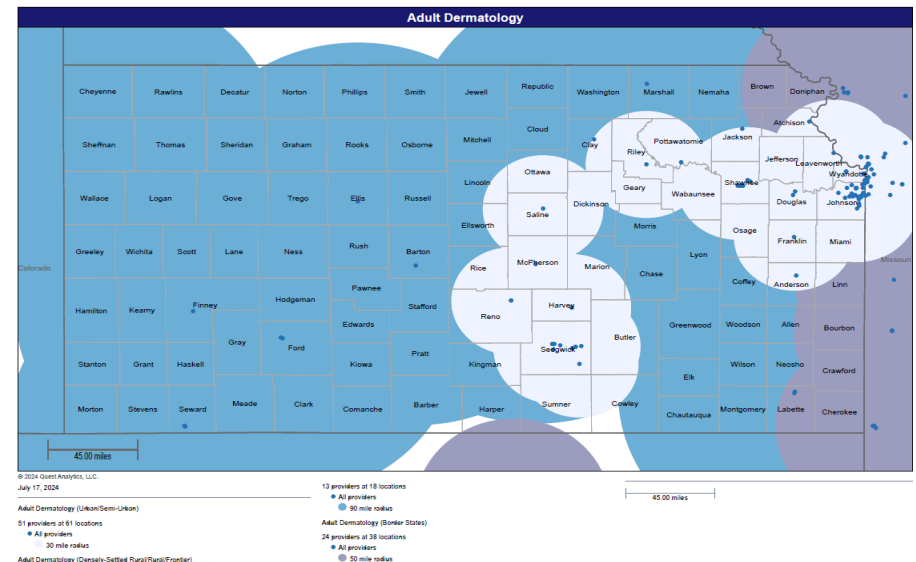
Aetna Better Health



Sunflower Health Plan



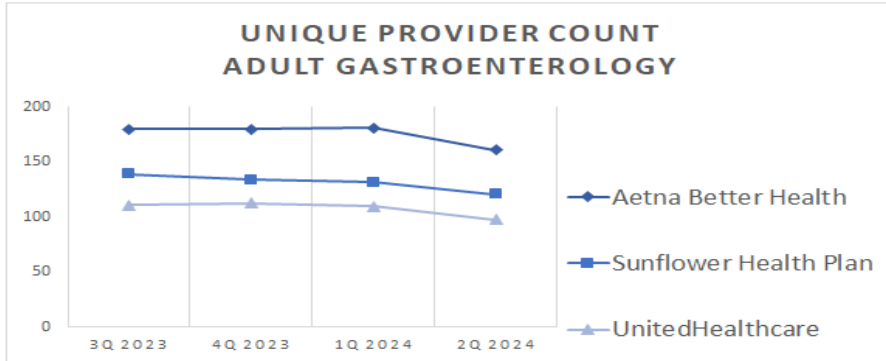
UnitedHealthcare



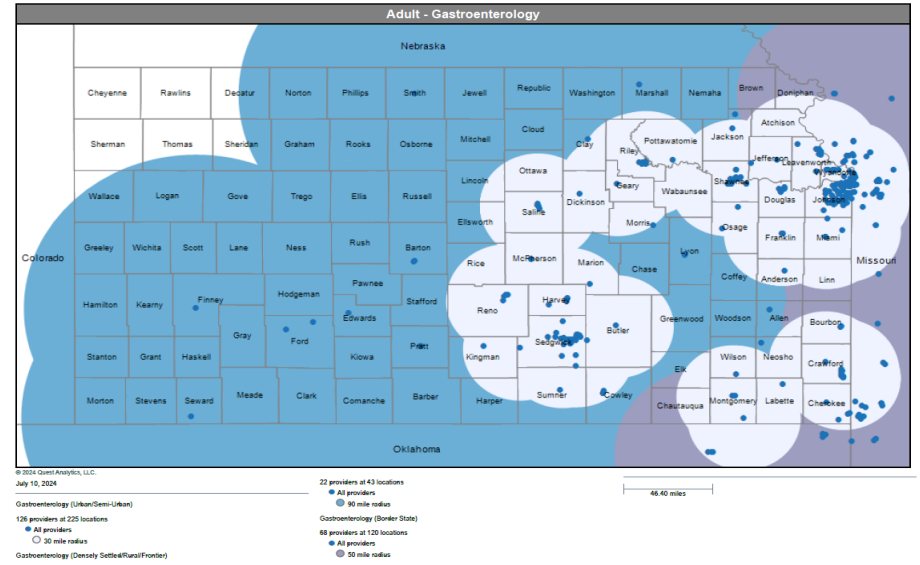
Gastroenterology

Quarterly Unique Provider Count

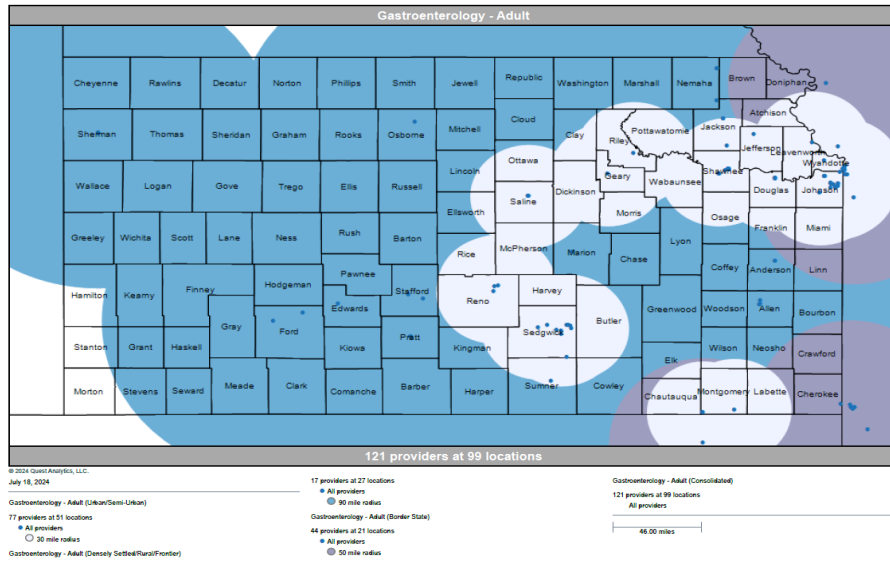
	3Q 2023	4Q 2023	1Q 2024	2Q 2024
Aetna Better Health	180	180	181	161
Sunflower Health Plan	139	134	132	121
UnitedHealthcare	111	113	110	98



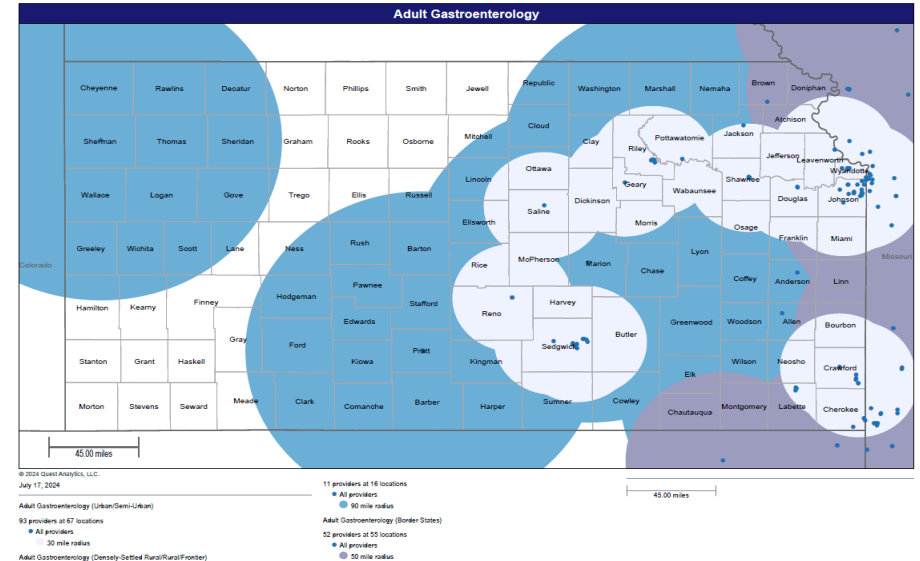
Aetna Better Health



Sunflower Health Plan



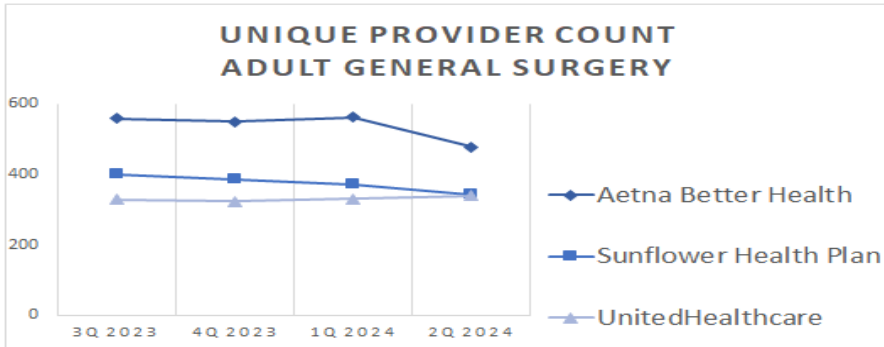
UnitedHealthcare



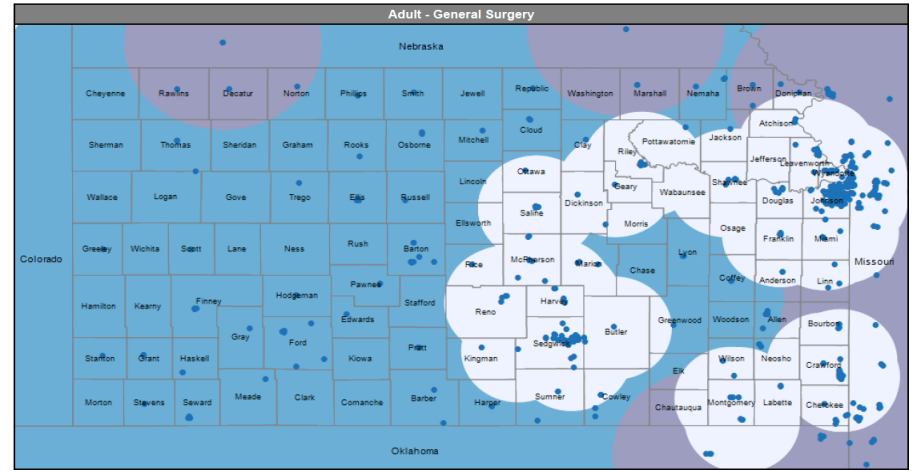
General Surgery

Quarterly Unique Provider Count

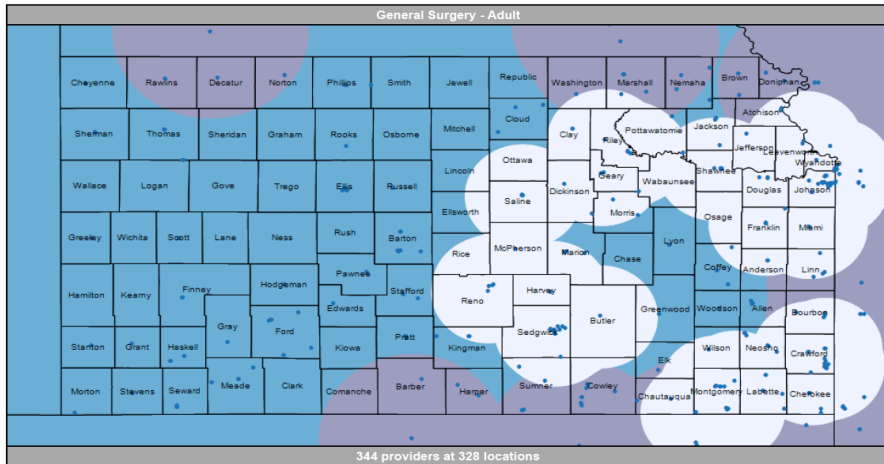
	3Q 2023	4Q 2023	1Q 2024	2Q 2024
Aetna Better Health	559	551	563	478
Sunflower Health Plan	400	387	372	344
UnitedHealthcare	329	323	330	339



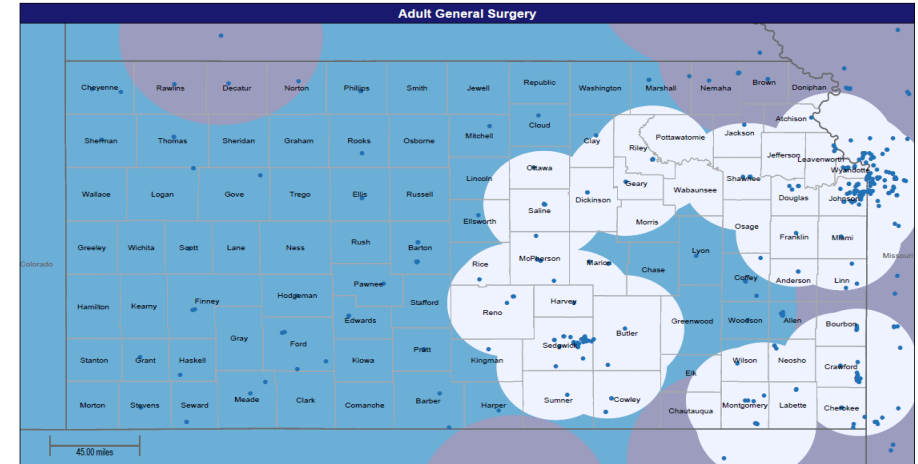
Aetna Better Health



Sunflower Health Plan



UnitedHealthcare

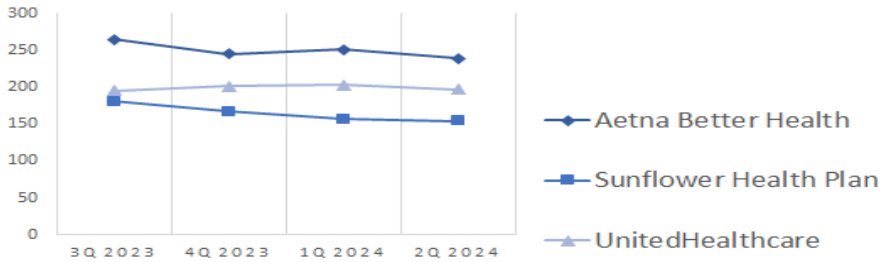


Hematology/Oncology

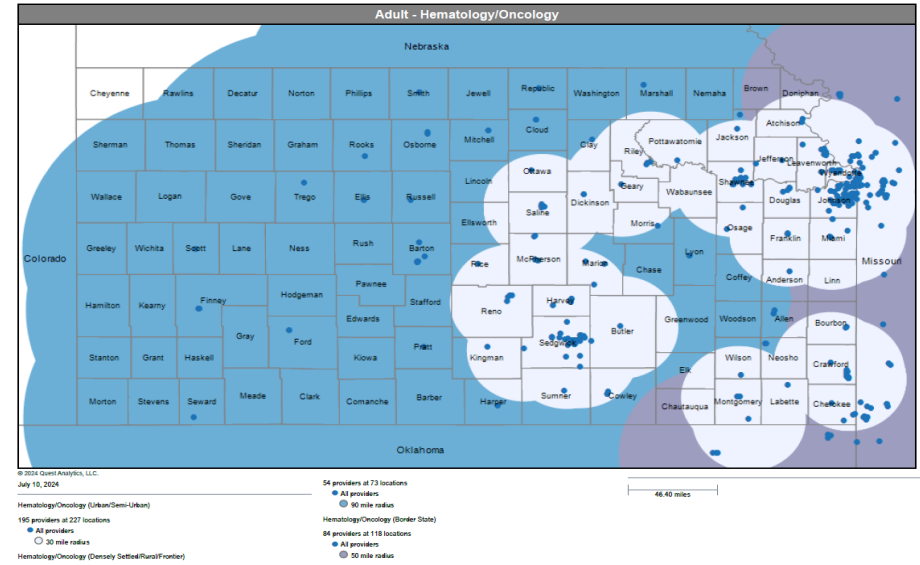
Quarterly Unique Provider Count

	3Q 2023	4Q 2023	1Q 2024	2Q 2024
Aetna Better Health	265	245	251	239
Sunflower Health Plan	181	167	157	154
UnitedHealthcare	195	201	203	197

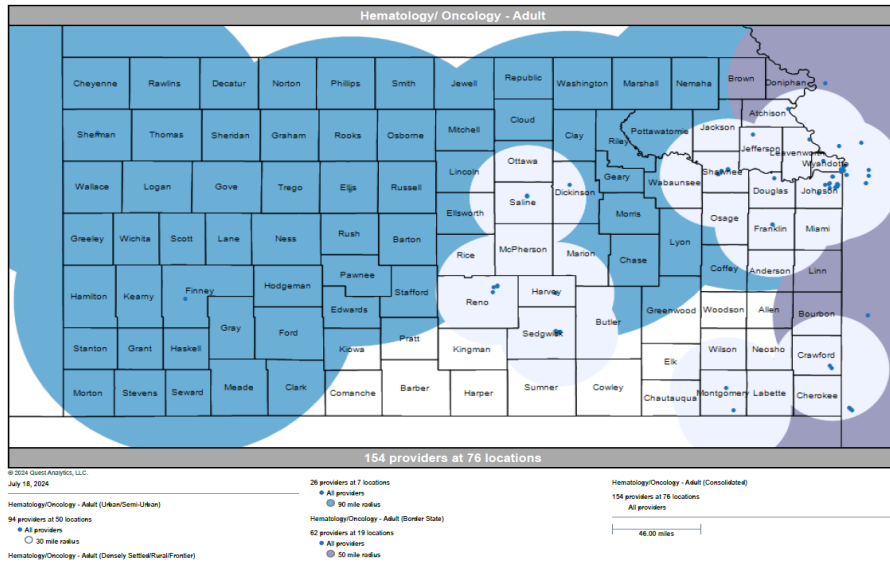
**UNIQUE PROVIDER COUNT
ADULT HEMATOLOGY/ONCOLOGY**



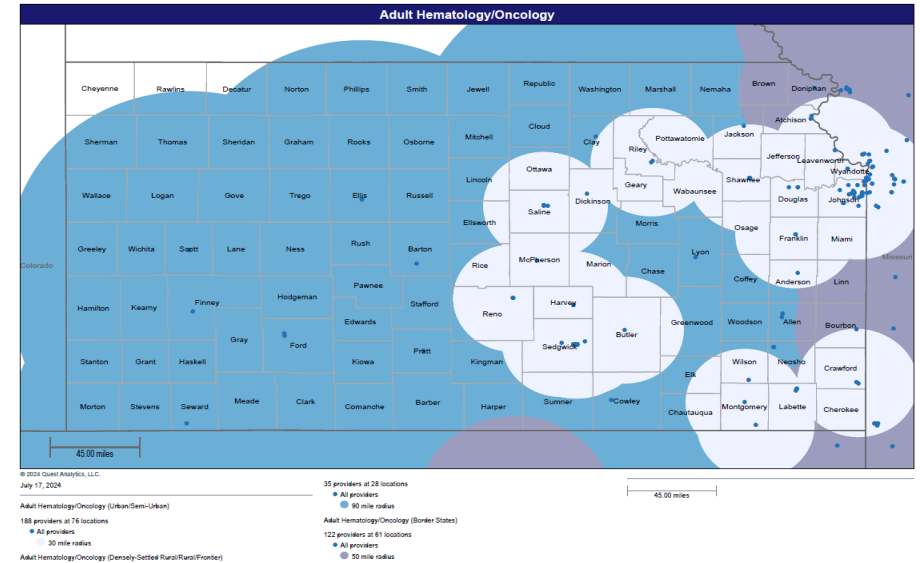
Aetna Better Health



Sunflower Health Plan



UnitedHealthcare



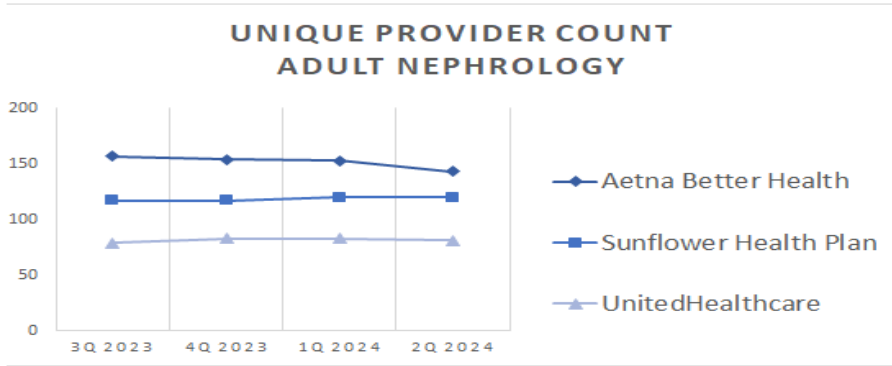


KanCare Managed Care Organization Network Access As of July 1, 2024

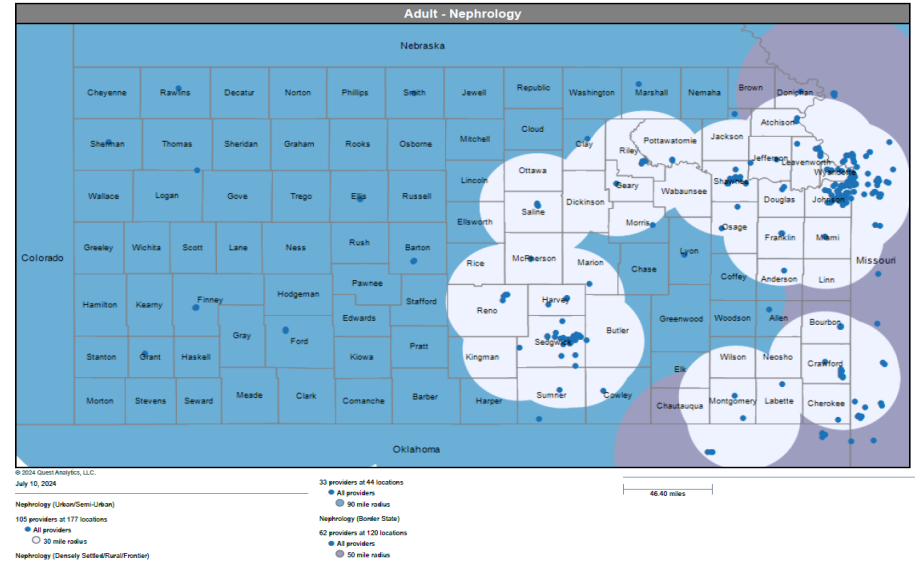
Nephrology

Quarterly Unique Provider Count

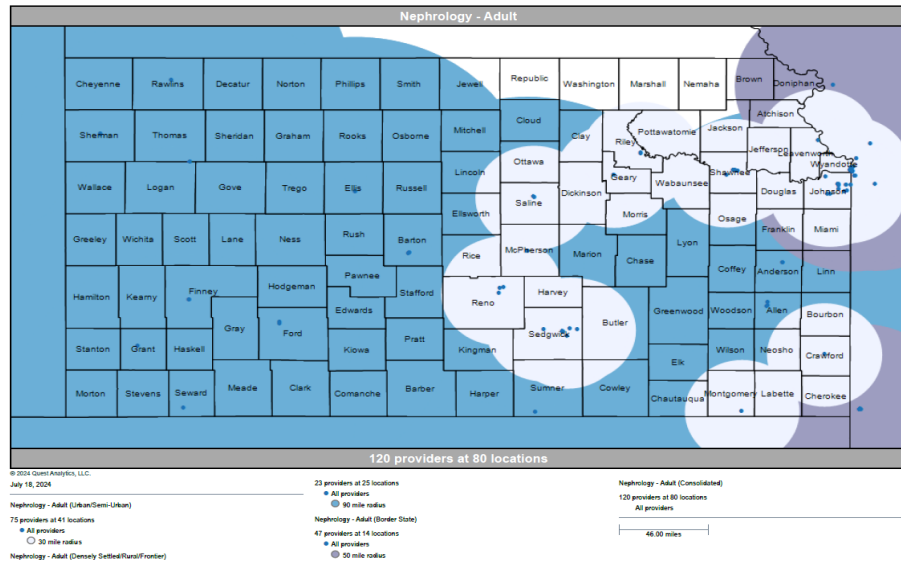
	3Q 2023	4Q 2023	1Q 2024	2Q 2024
Aetna Better Health	157	154	153	143
Sunflower Health Plan	117	117	120	120
UnitedHealthcare	79	83	83	81



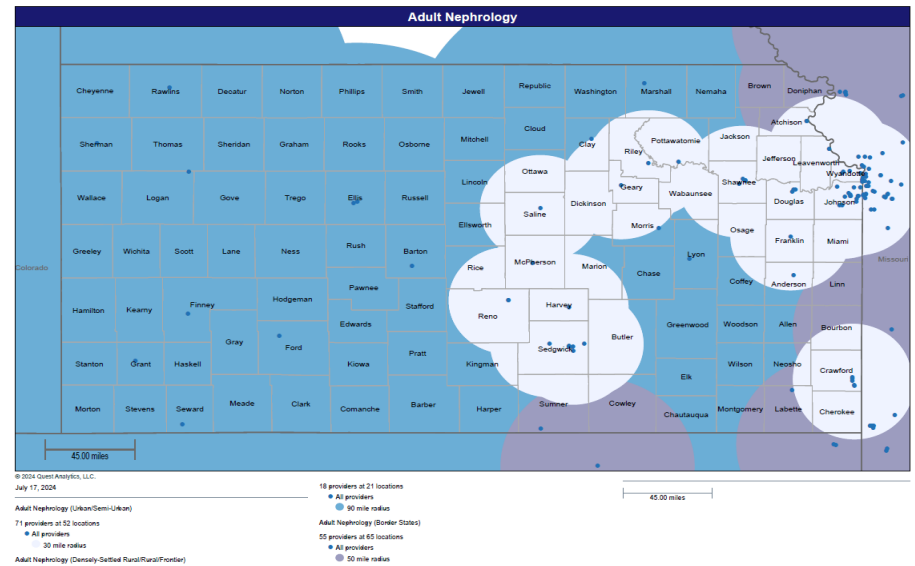
Aetna Better Health



Sunflower Health Plan



UnitedHealthcare

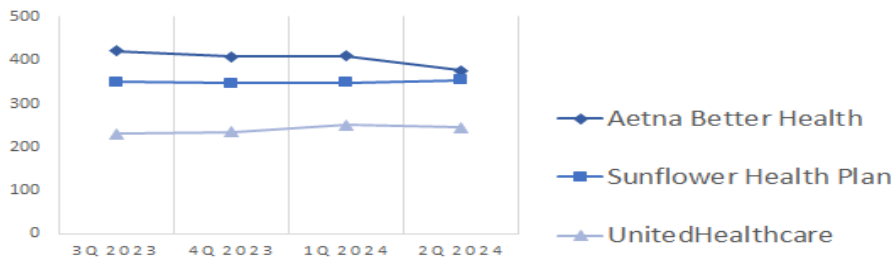


Neurology

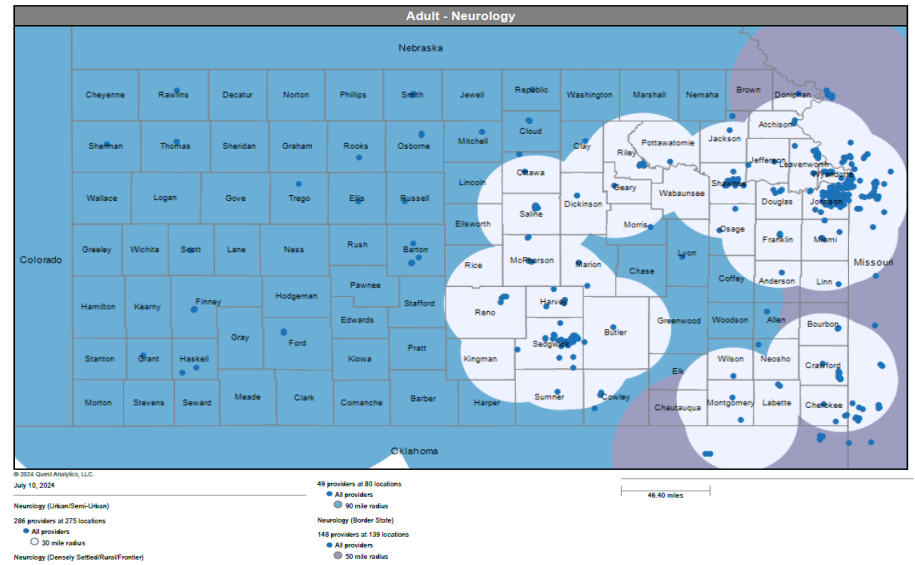
Quarterly Unique Provider Count

	3Q 2023	4Q 2023	1Q 2024	2Q 2024
Aetna Better Health	422	409	410	376
Sunflower Health Plan	350	348	349	354
UnitedHealthcare	230	235	251	245

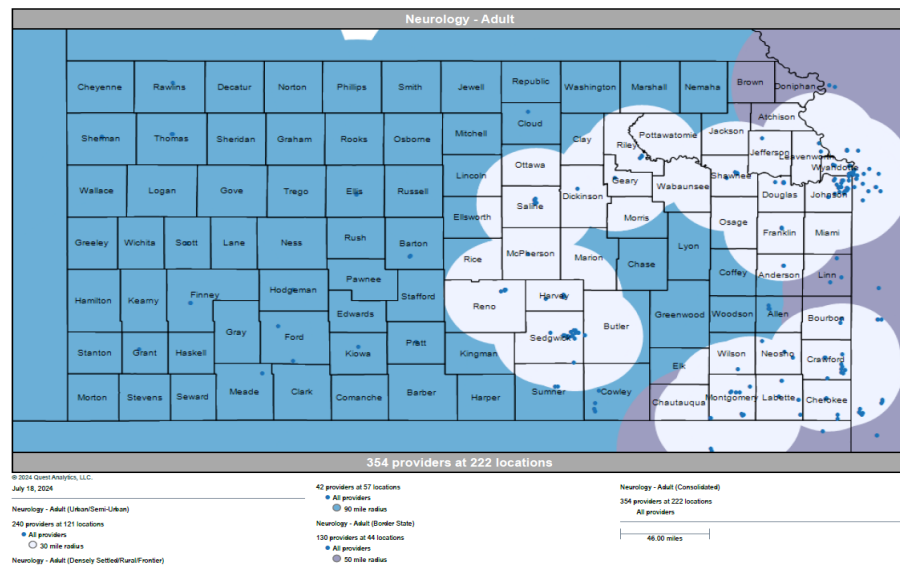
**UNIQUE PROVIDER COUNT
ADULT NEUROLOGY**



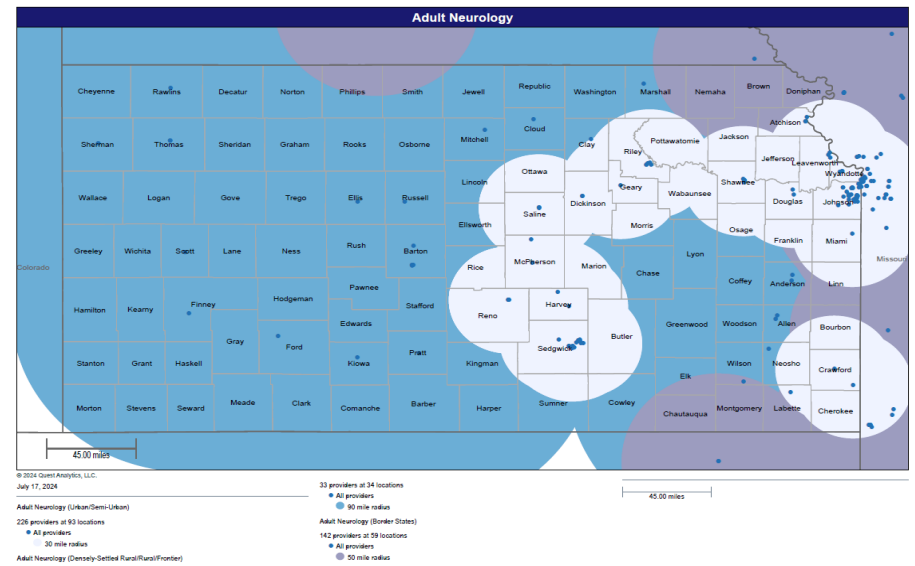
Aetna Better Health



Sunflower Health Plan



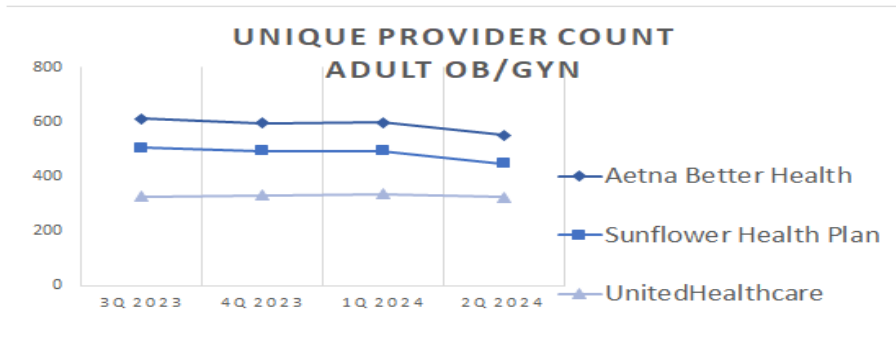
UnitedHealthcare



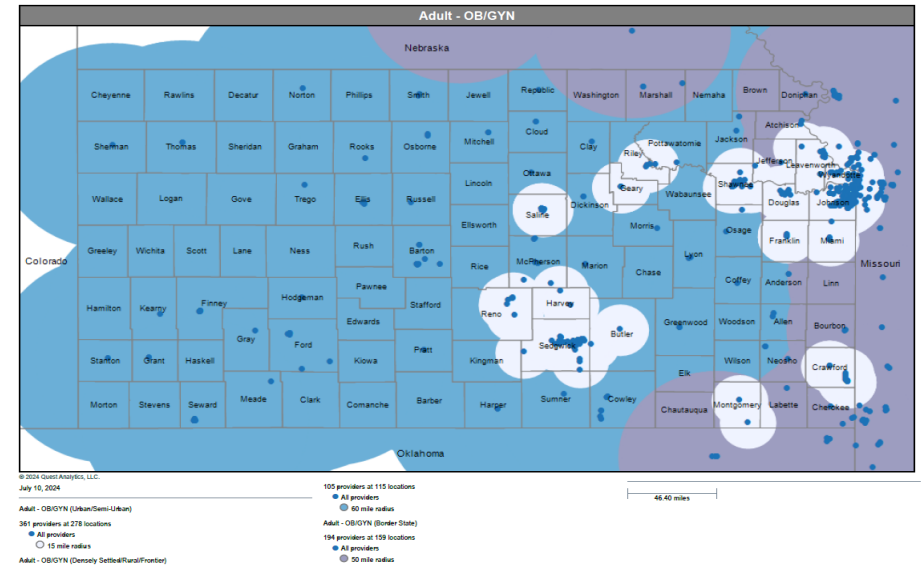
Obstetrics/Gynecology (OB/GYN)

Quarterly Unique Provider Count

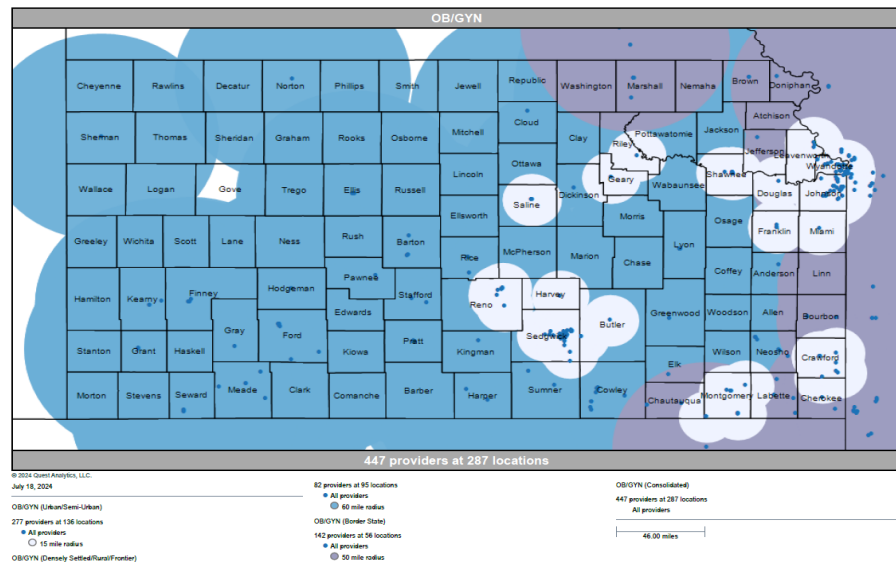
	3Q 2023	4Q 2023	1Q 2024	2Q 2024
Aetna Better Health	613	596	599	552
Sunflower Health Plan	506	494	494	447
UnitedHealthcare	326	331	335	323



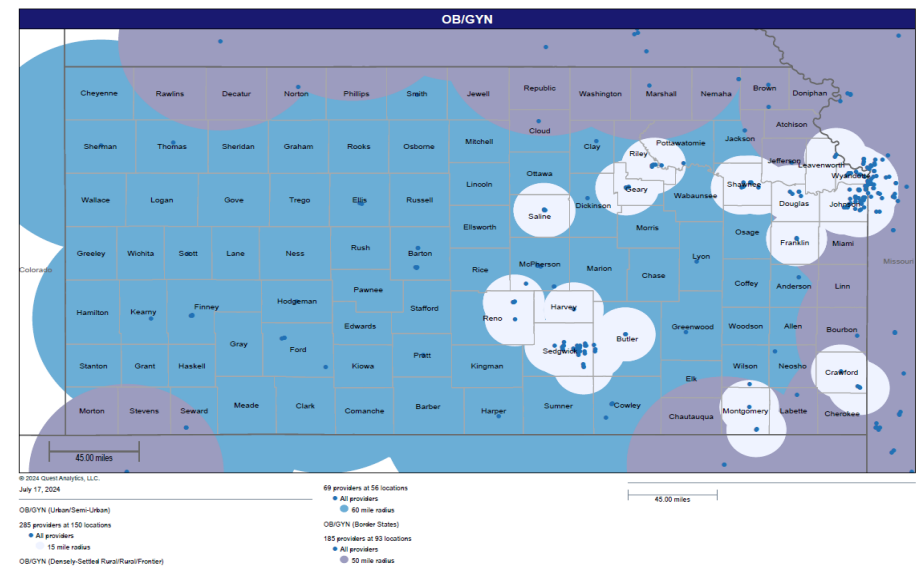
Aetna Better Health



Sunflower Health Plan



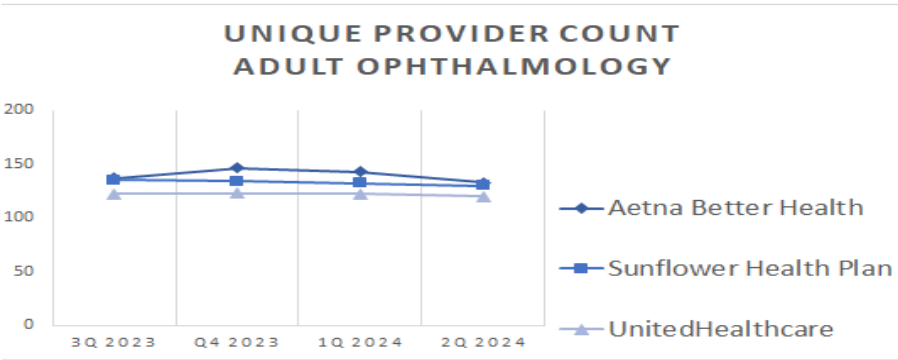
UnitedHealthcare



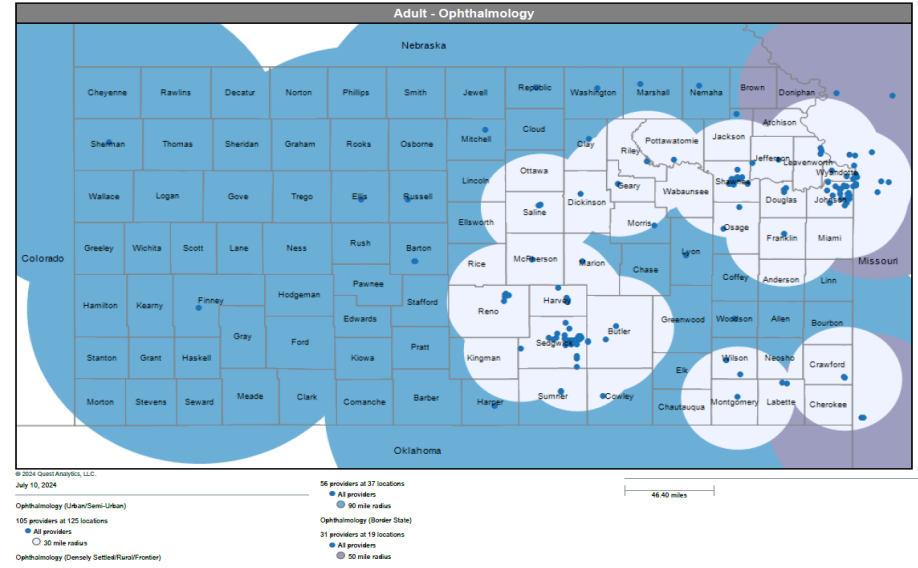
Ophthalmology

Quarterly Unique Provider Count

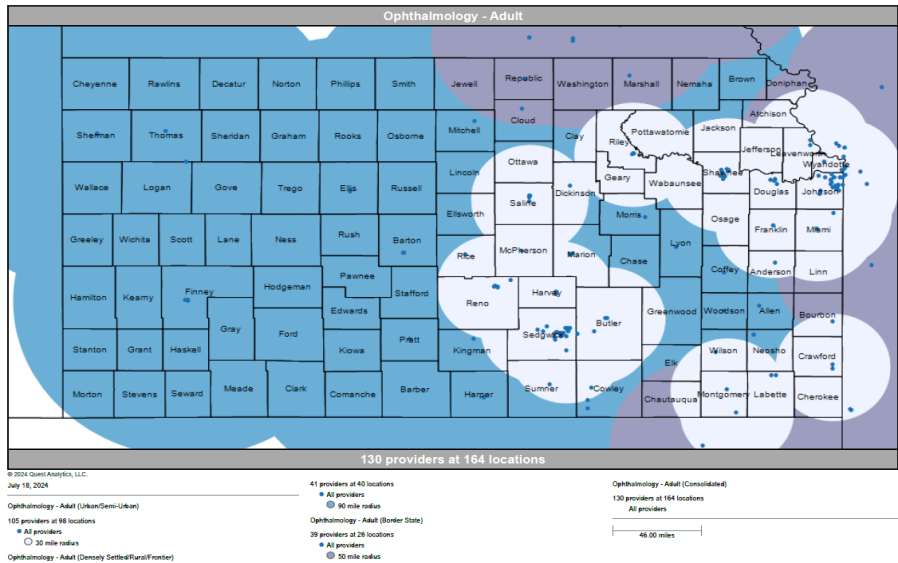
	3Q 2023	Q4 2023	1Q 2024	2Q 2024
Aetna Better Health	137	146	143	133
Sunflower Health Plan	135	134	132	130
UnitedHealthcare	122	123	122	120



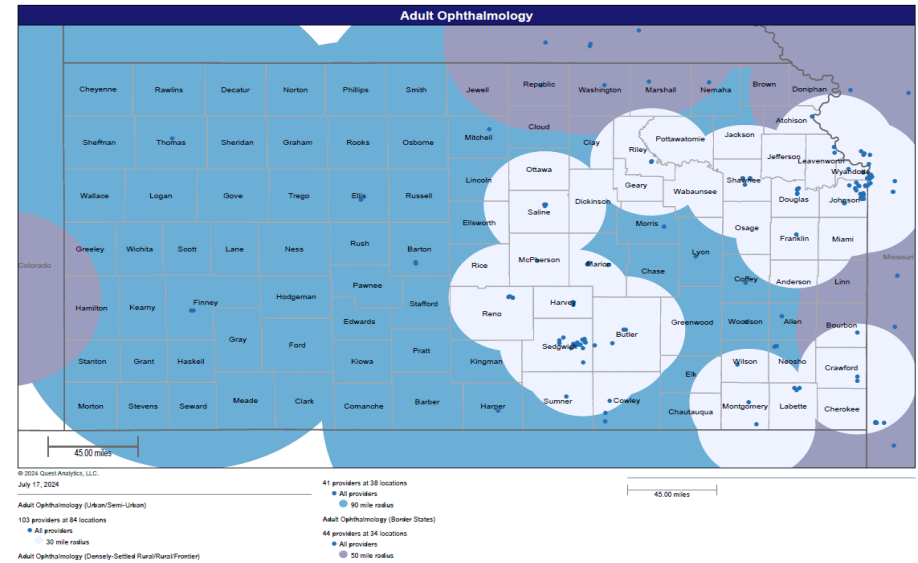
Aetna Better Health



Sunflower Health Plan



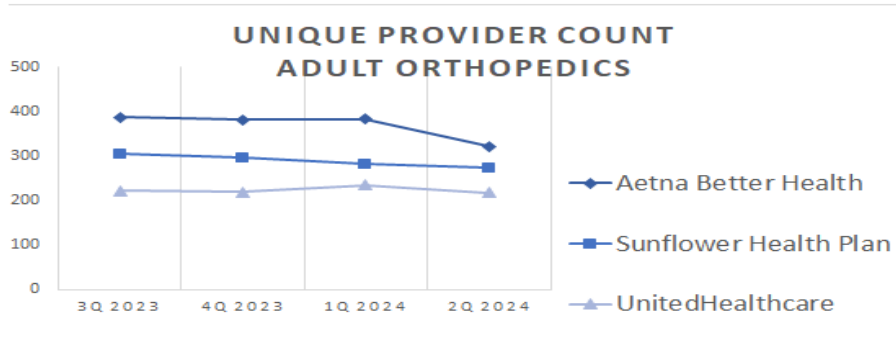
UnitedHealthcare



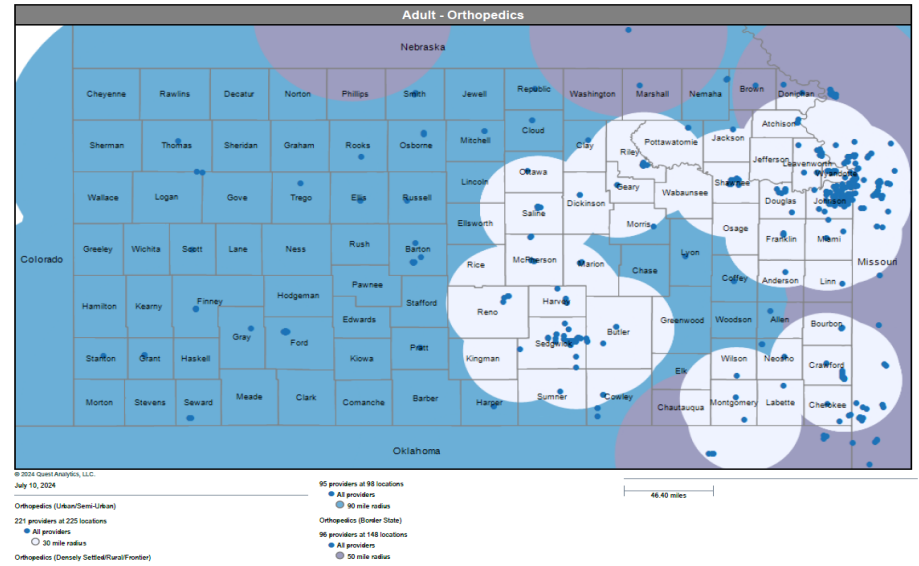
Orthopedics

Quarterly Unique Provider Count

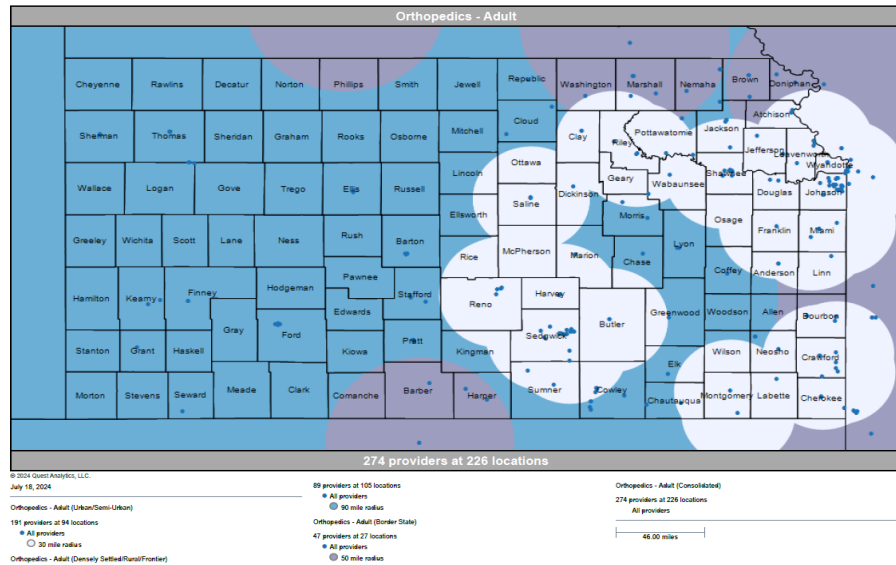
	3Q 2023	4Q 2023	1Q 2024	2Q 2024
Aetna Better Health	388	382	383	322
Sunflower Health Plan	305	297	283	274
UnitedHealthcare	222	220	235	218



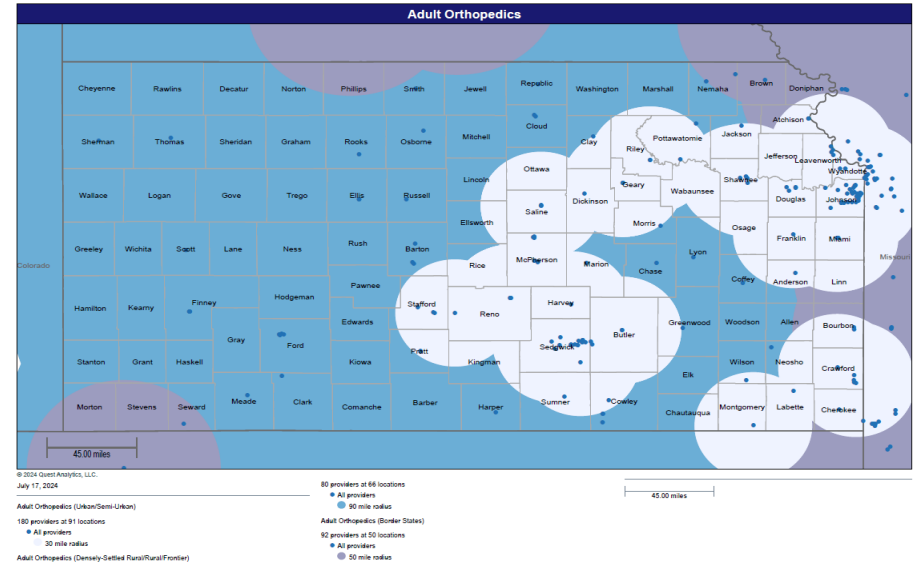
Aetna Better Health



Sunflower Health Plan



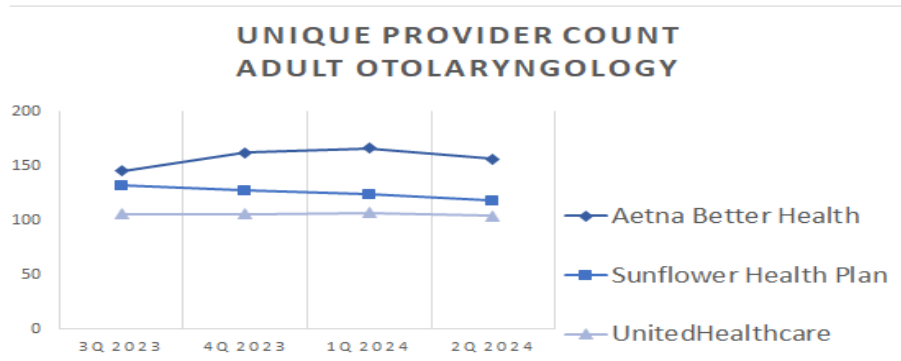
UnitedHealthcare



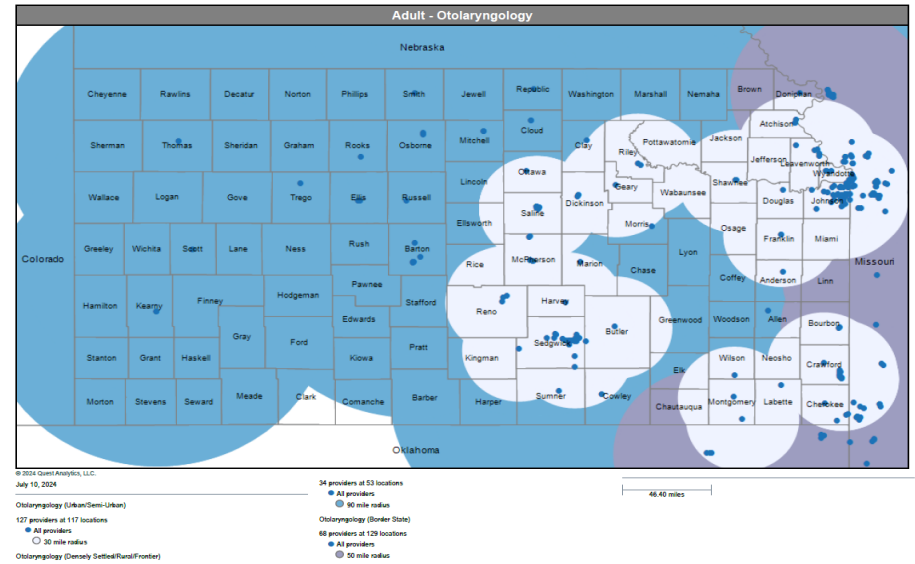
Otolaryngology

Quarterly Unique Provider Count

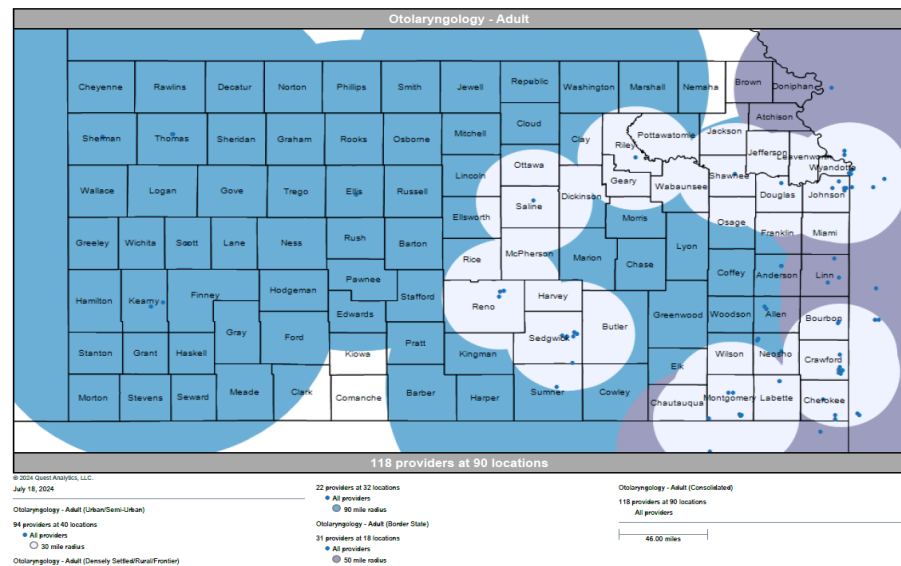
	3Q 2023	4Q 2023	1Q 2024	2Q 2024
Aetna Better Health	145	162	166	156
Sunflower Health Plan	132	127	124	118
UnitedHealthcare	106	106	107	104



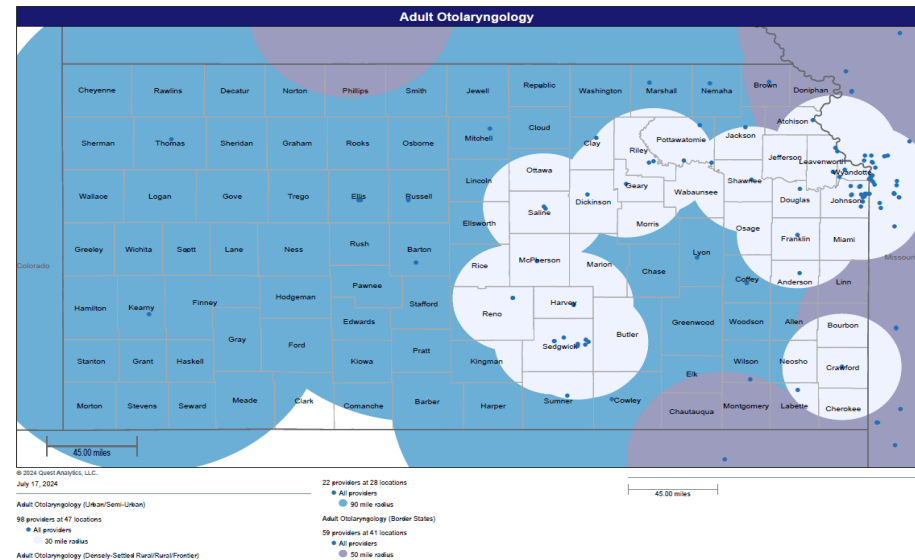
Aetna Better Health



Sunflower Health Plan



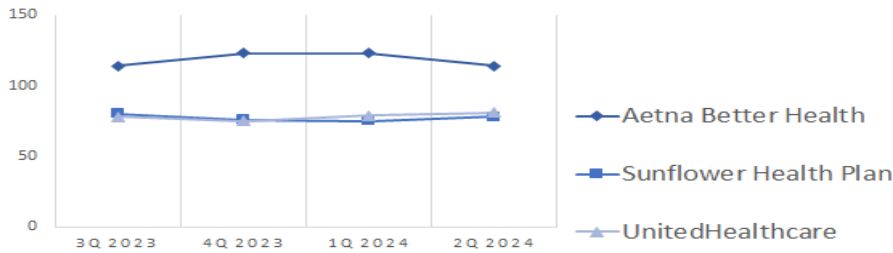
UnitedHealthcare



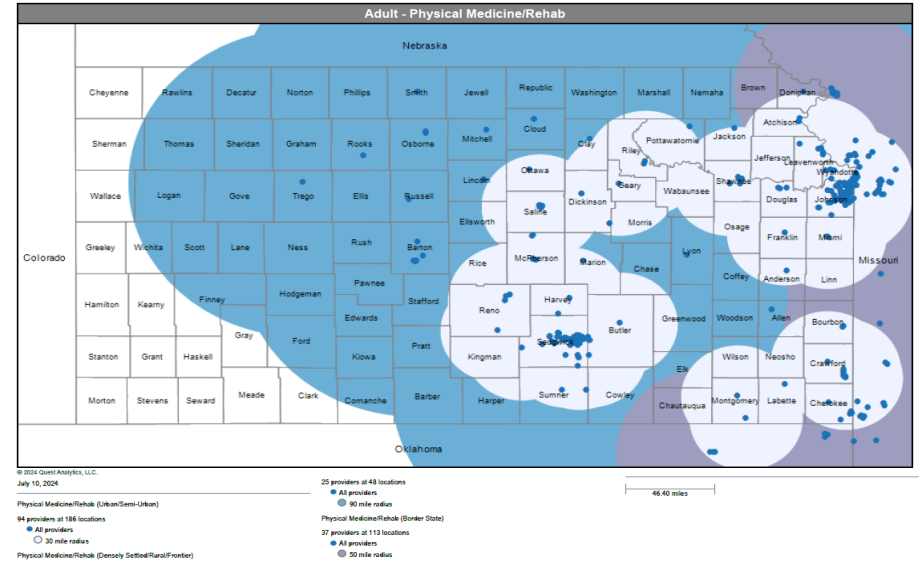
Physical Medicine/Rehab Quarterly Unique Provider Count

	3Q 2023	4Q 2023	1Q 2024	2Q 2024
Aetna Better Health	114	123	123	114
Sunflower Health Plan	80	76	75	78
UnitedHealthcare	78	75	79	81

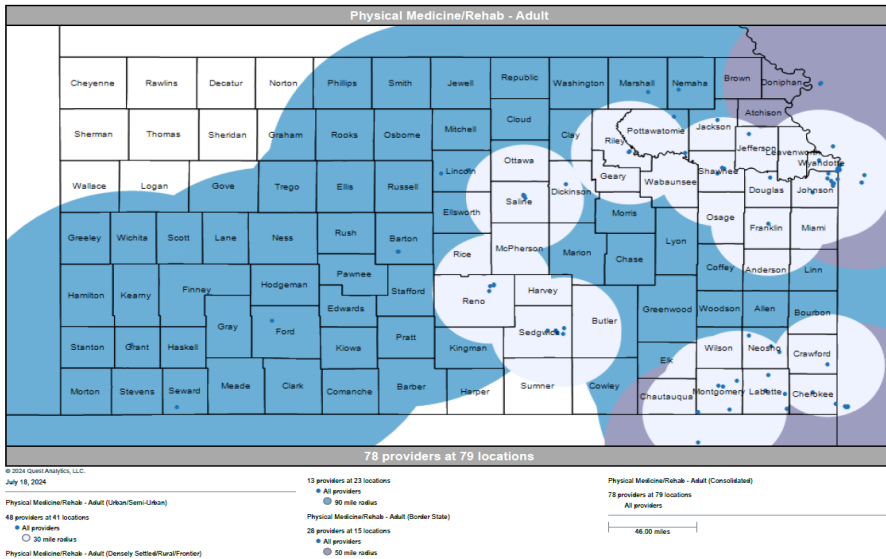
UNIQUE PROVIDER COUNT
ADULT PHYSICAL MEDICINE/REHAB



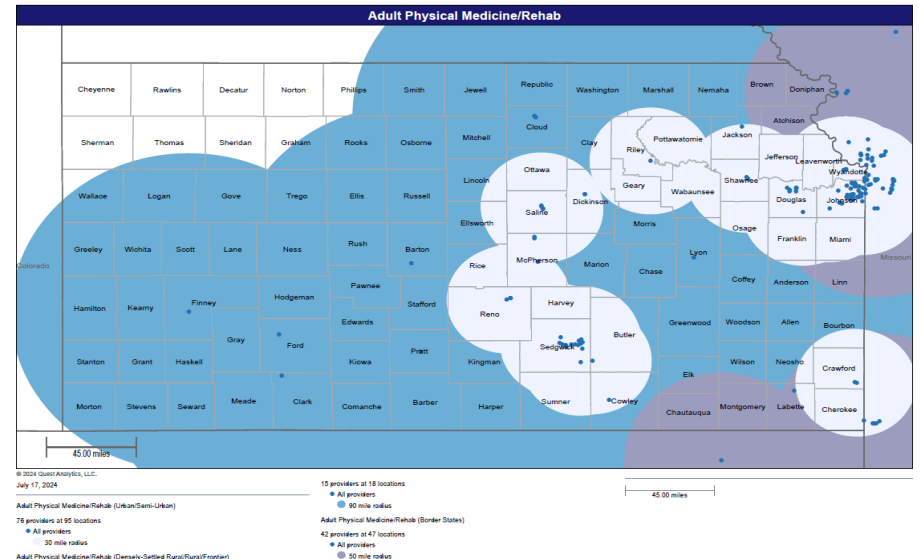
Aetna Better Health



Sunflower Health Plan



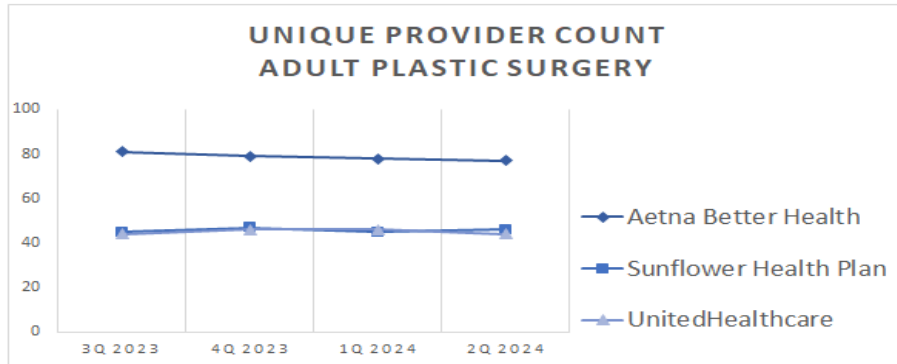
UnitedHealthcare



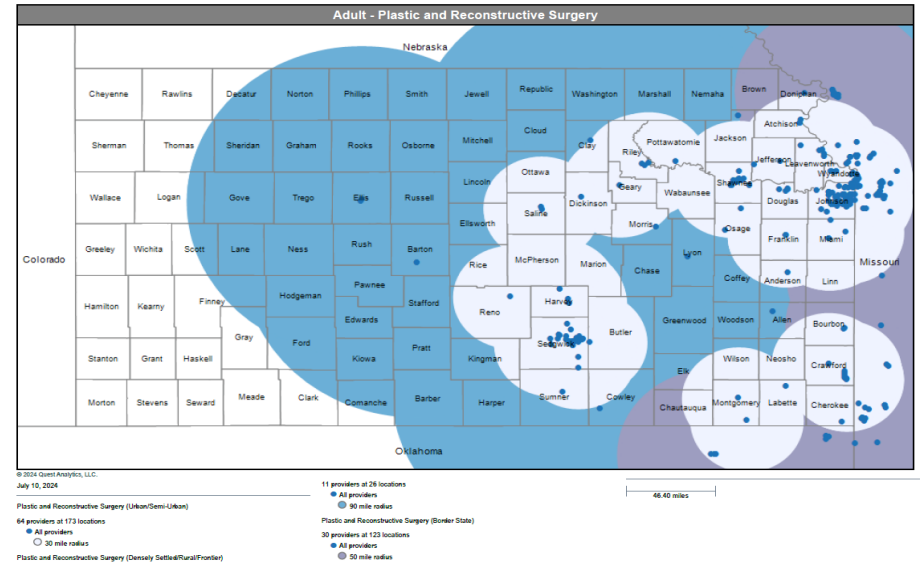
Plastic & Reconstructive Surgery

Quarterly Unique Provider Count

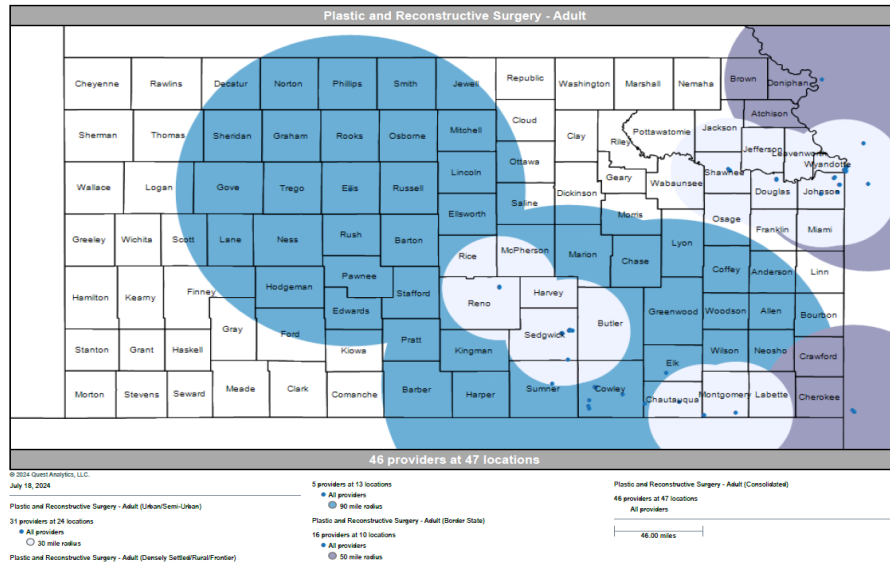
	3Q 2023	4Q 2023	1Q 2024	2Q 2024
Aetna Better Health	81	79	78	77
Sunflower Health Plan	45	47	45	46
UnitedHealthcare	44	46	46	44



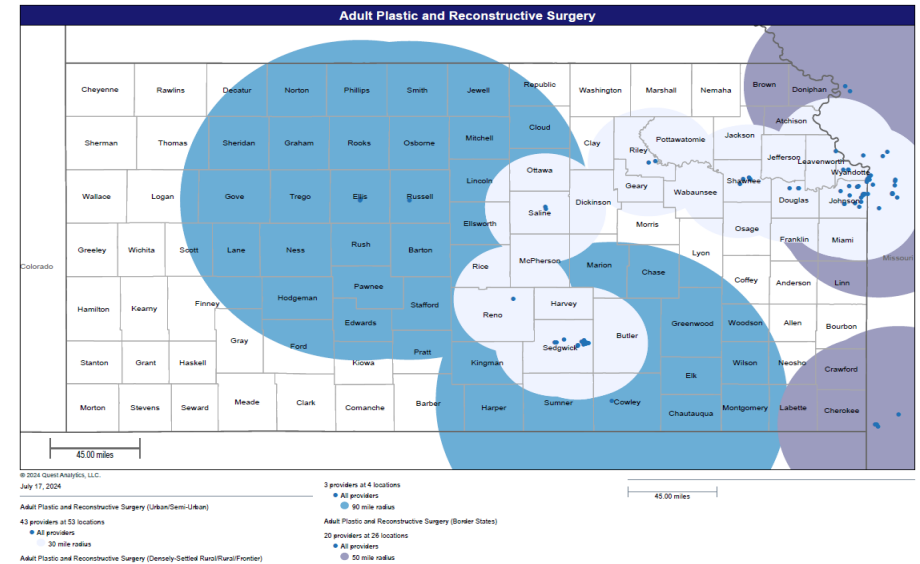
Aetna Better Health



Sunflower Health Plan



UnitedHealthcare

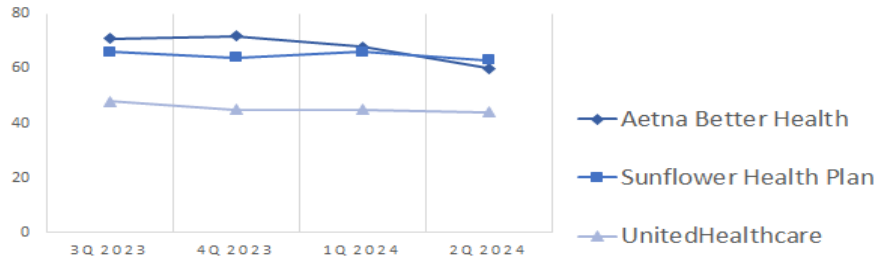


Podiatry

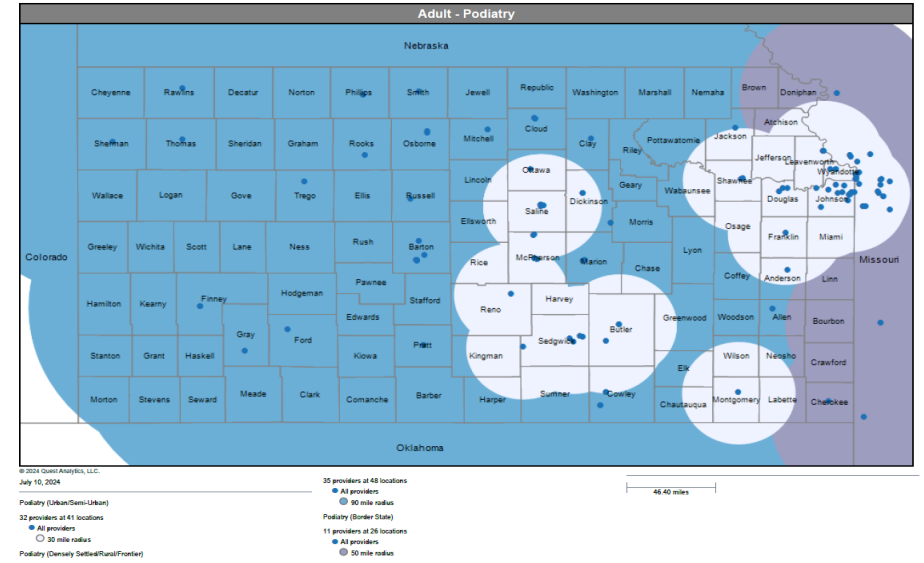
Quarterly Unique Provider Count

	3Q 2023	4Q 2023	1Q 2024	2Q 2024
Aetna Better Health	71	72	68	60
Sunflower Health Plan	66	64	66	63
UnitedHealthcare	48	45	45	44

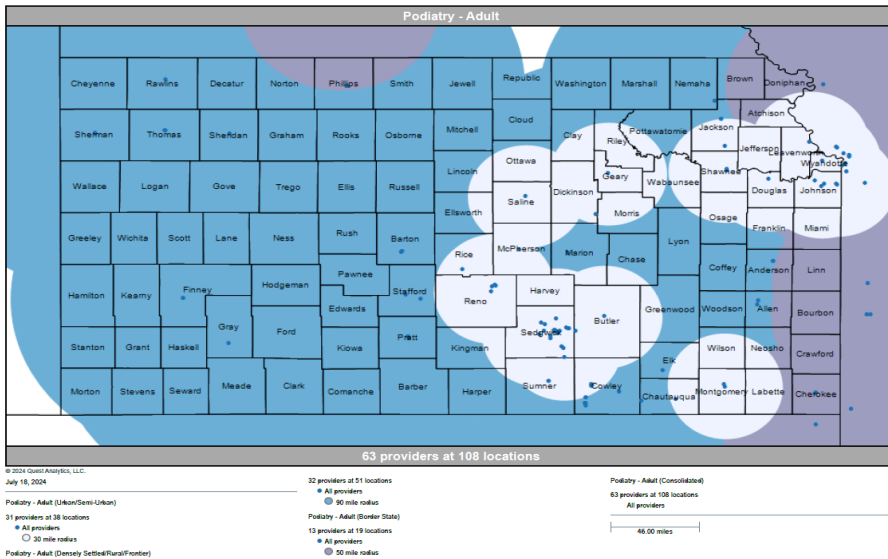
UNIQUE PROVIDER COUNT
ADULT PODIATRY



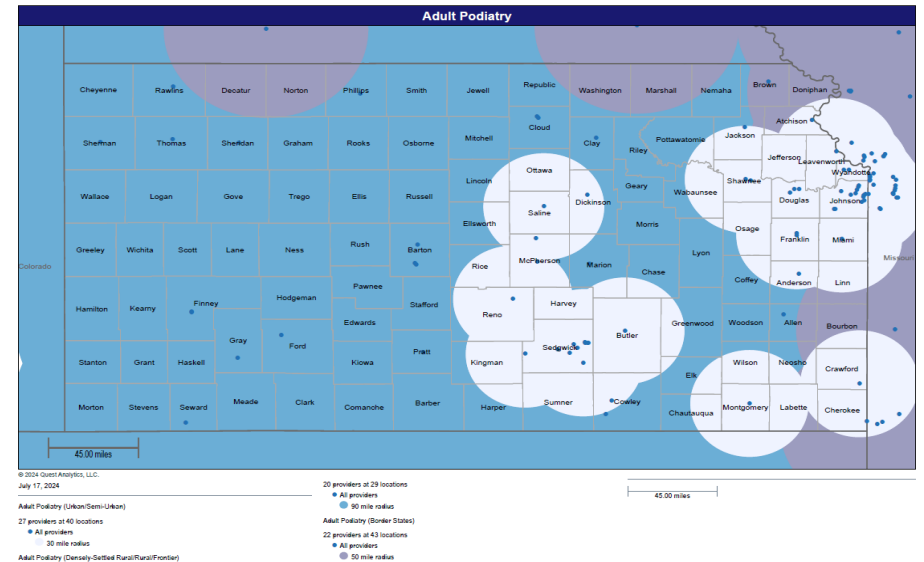
Aetna Better Health



Sunflower Health Plan



UnitedHealthcare

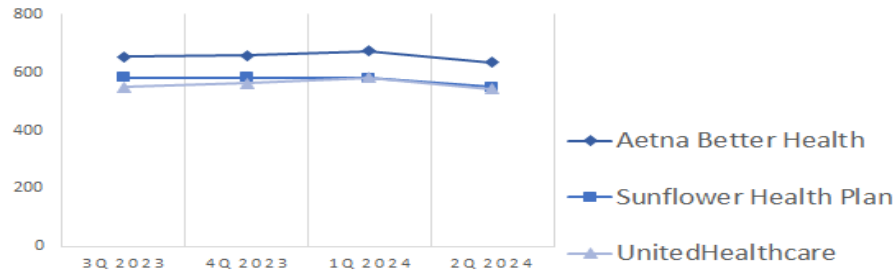


Psychiatrist

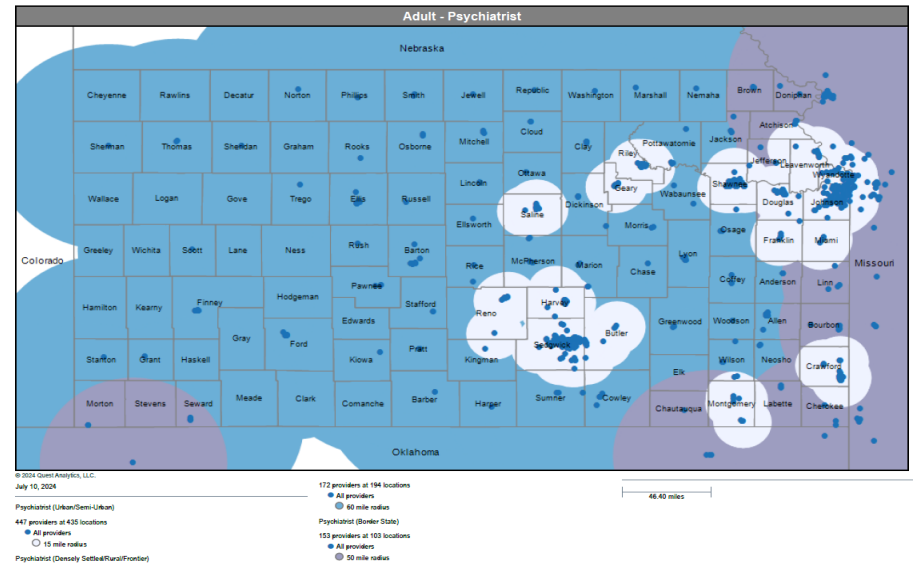
Quarterly Unique Provider Count

	3Q 2023	4Q 2023	1Q 2024	2Q 2024
Aetna Better Health	655	659	674	634
Sunflower Health Plan	581	583	579	550
UnitedHealthcare	550	562	582	543

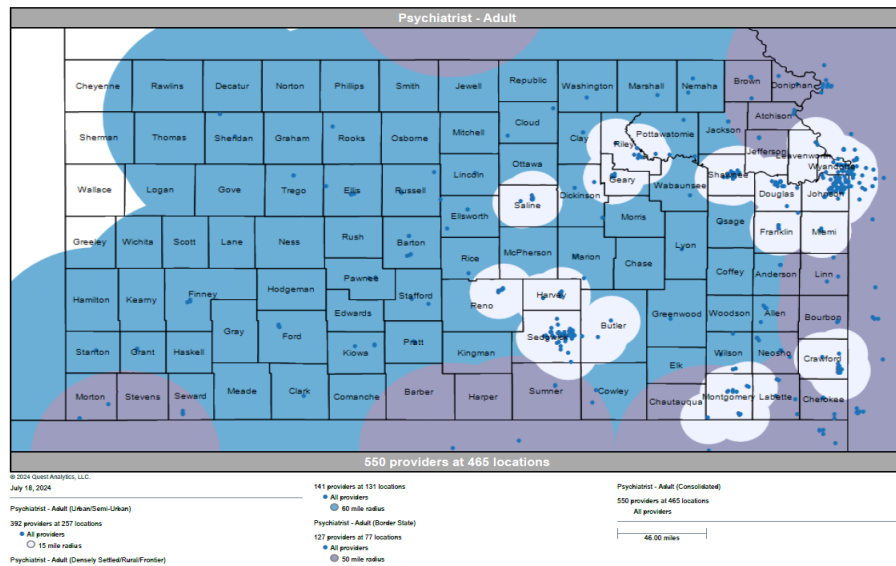
**UNIQUE PROVIDER COUNT
ADULT PSYCHIATRIST**



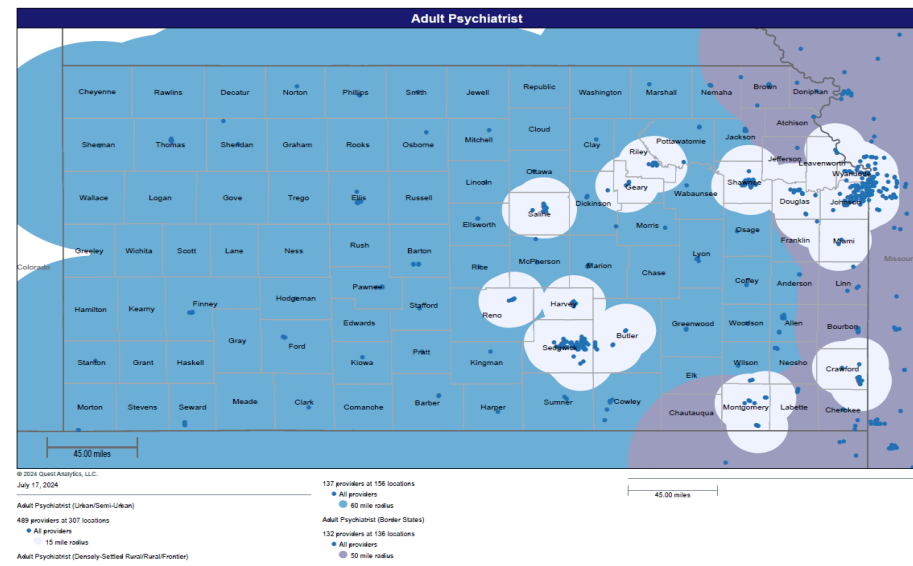
Aetna Better Health



Sunflower Health Plan



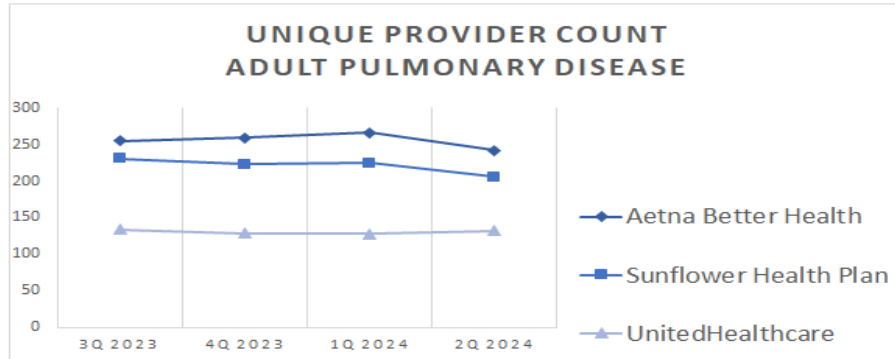
UnitedHealthcare



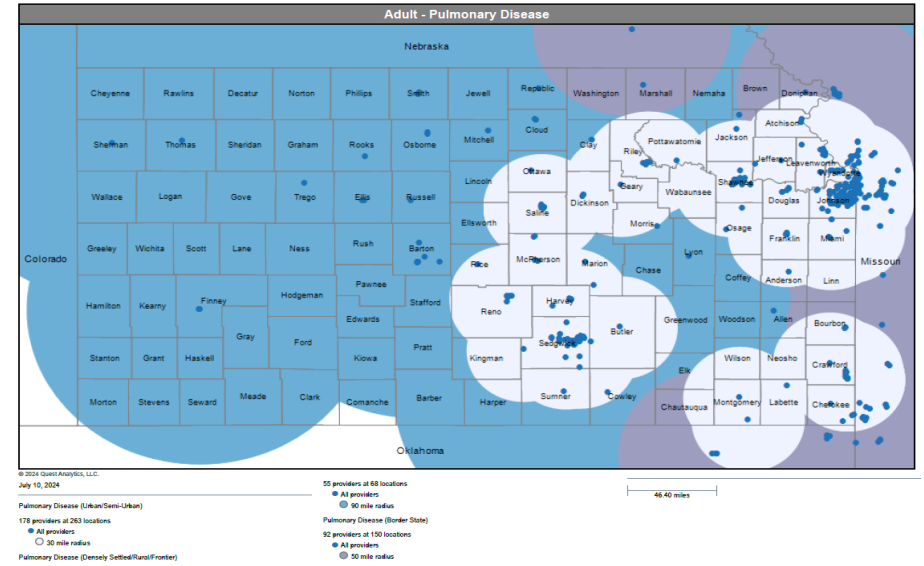
Pulmonary Disease

Quarterly Unique Provider Count

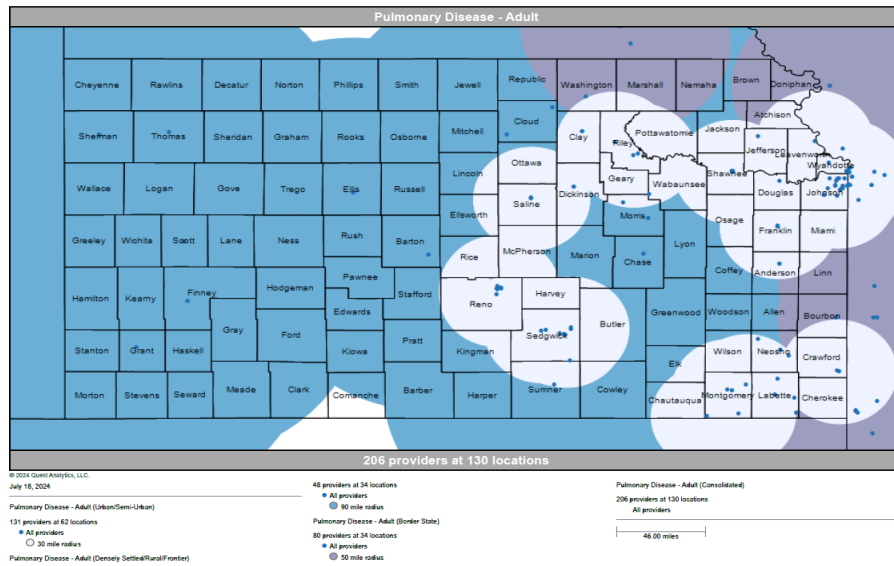
	3Q 2023	4Q 2023	1Q 2024	2Q 2024
Aetna Better Health	255	259	266	242
Sunflower Health Plan	231	223	225	206
UnitedHealthcare	134	129	128	132



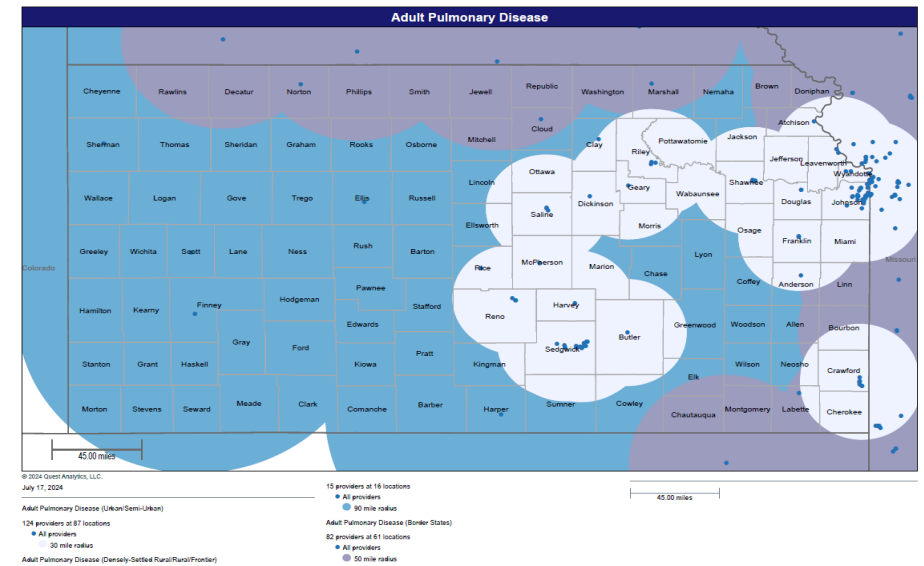
Aetna Better Health



Sunflower Health Plan



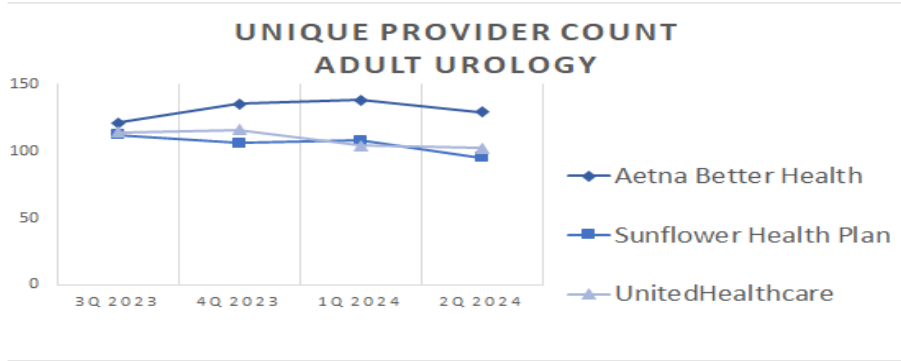
UnitedHealthcare



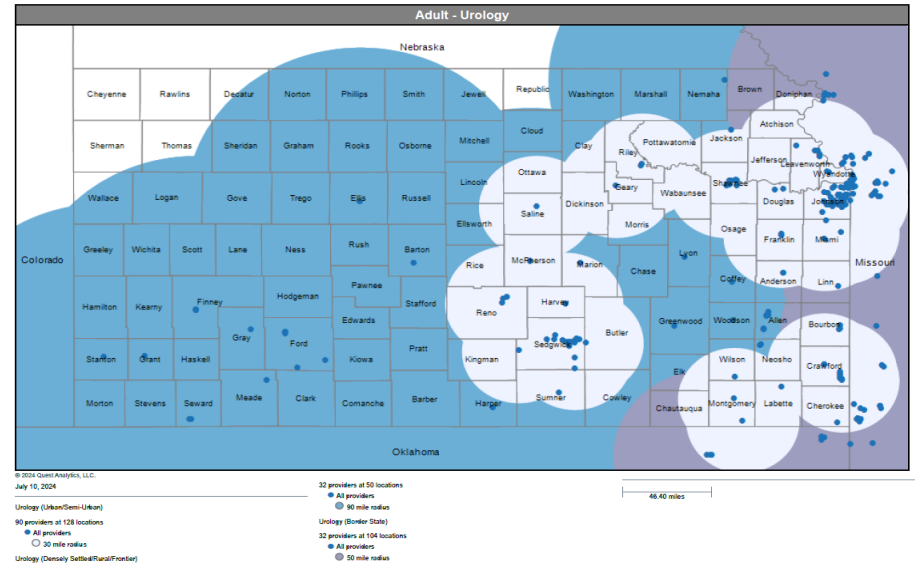
Urology

Quarterly Unique Provider Count

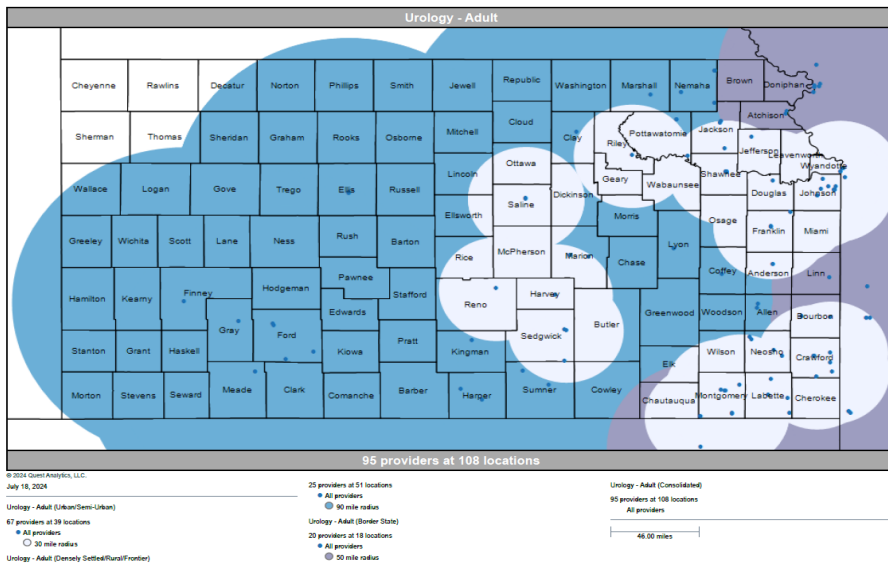
	3Q 2023	4Q 2023	1Q 2024	2Q 2024
Aetna Better Health	121	135	138	129
Sunflower Health Plan	112	106	108	95
UnitedHealthcare	114	116	104	102



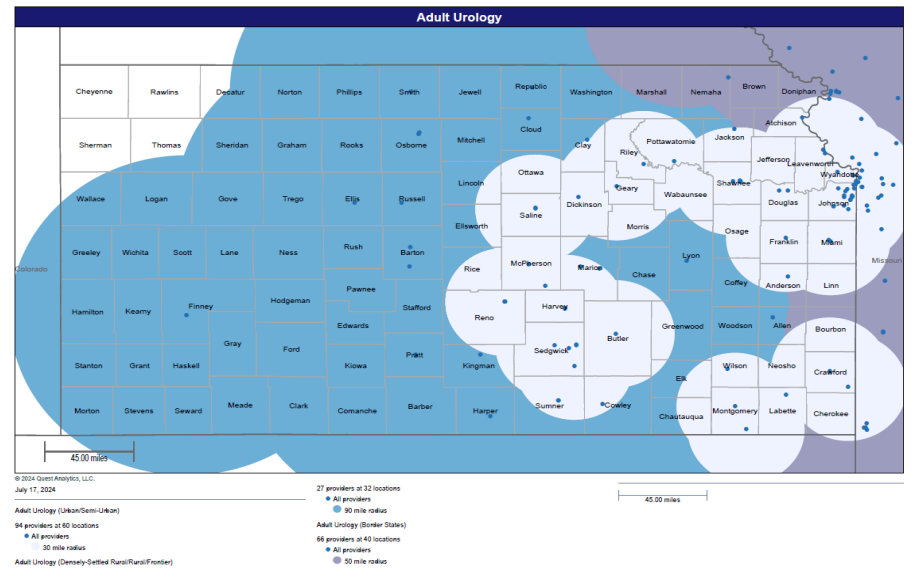
Aetna Better Health



Sunflower Health Plan



UnitedHealthcare

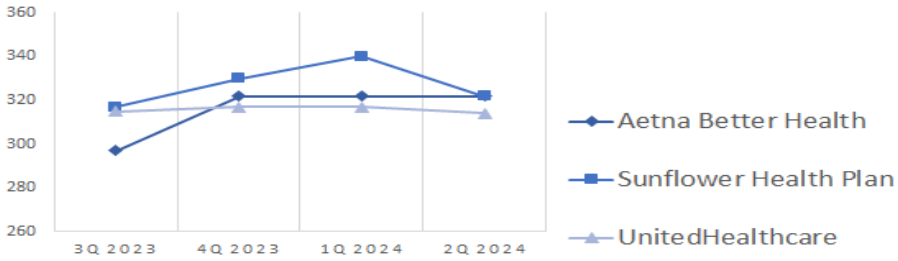


Dental Primary Care

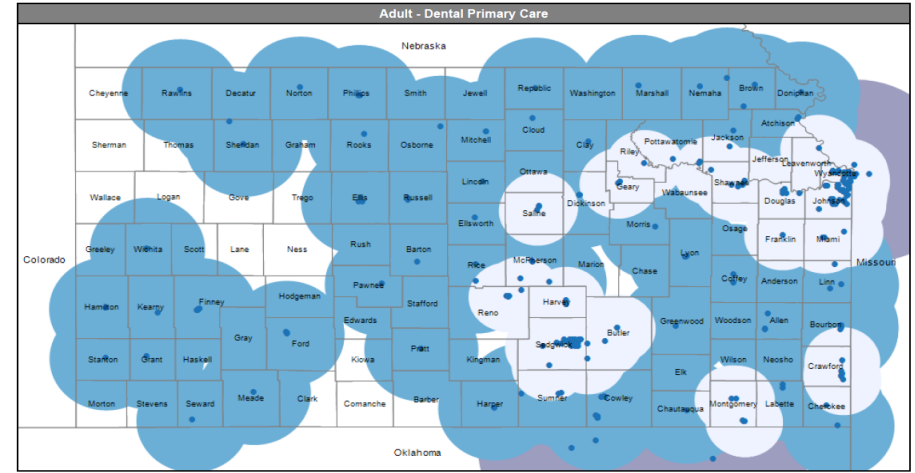
Quarterly Unique Provider Count

	3Q 2023	4Q 2023	1Q 2024	2Q 2024
Aetna Better Health	297	322	322	322
Sunflower Health Plan	317	330	340	322
UnitedHealthcare	315	317	317	314

UNIQUE PROVIDER COUNT
ADULT DENTAL



Aetna Better Health



© 2024 Quest Analytics, LLC.
July 10, 2024

Adult Dental Primary Care (Urban/Semi-Urban)
200 providers at 126 locations

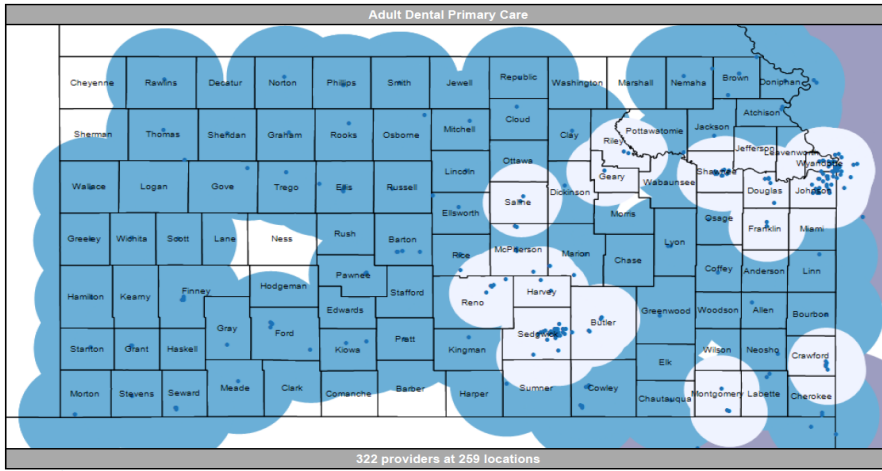
Adult Dental Primary Care (Border State)
27 providers at 8 locations

Adult Dental Primary Care (Densely Settled/Rural/Frontier)
113 providers at 92 locations

Legend:
● All providers
● 30 mile radius
● 20 providers
● 20 mile radius
● 50 mile radius

Scale: 48.40 miles

Sunflower Health Plan



© 2024 Quest Analytics, LLC.
July 16, 2024

Adult Dental Primary Care - Adult (Urban/Semi-Urban)
207 providers at 126 locations

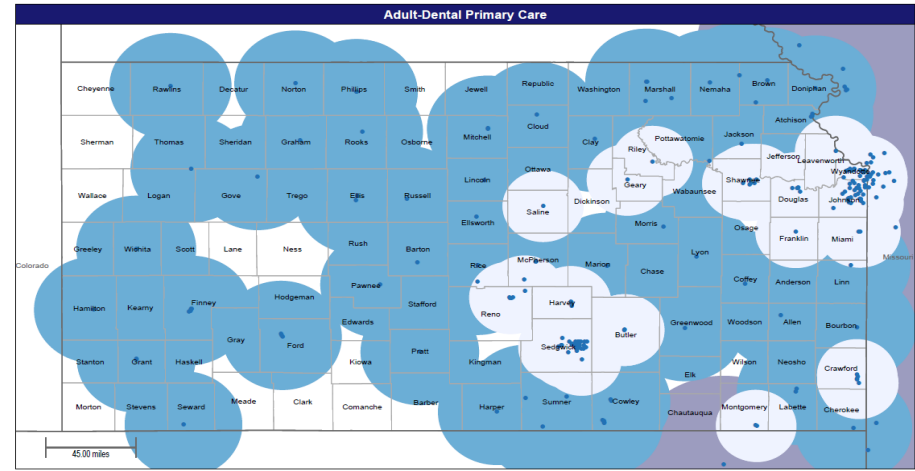
Adult Dental Primary Care - Adult (Border State)
54 providers at 22 locations

Adult Dental Primary Care - Adult (Densely Settled/Rural/Frontier)
322 providers at 259 locations

Legend:
● All providers
● 30 mile radius
● 20 providers
● 20 mile radius
● 50 mile radius

Scale: 46.00 miles

UnitedHealthcare



© 2024 Quest Analytics, LLC.
July 17, 2024

Adult Dental Primary Care (Urban/Semi-Urban)
225 providers at 115 locations

Adult Dental Primary Care (Border State)
72 providers at 22 locations

Adult Dental Primary Care (Densely Settled/Rural/Rural/Frontier)
112 providers at 74 locations

Legend:
● All providers
● 30 mile radius
● 20 providers
● 20 mile radius
● 50 mile radius

Scale: 45.00 miles



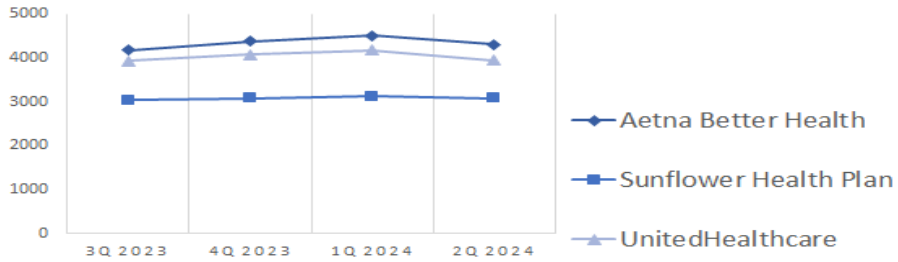
KanCare Managed Care Organization Network Access As of July 1, 2024

Behavioral Health

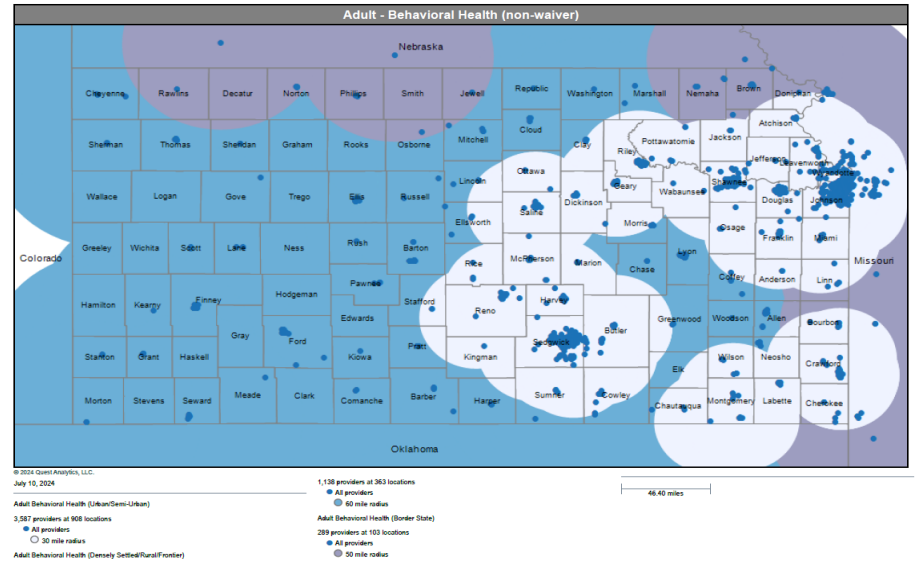
Quarterly Unique Provider Count

	3Q 2023	4Q 2023	1Q 2024	2Q 2024
Aetna Better Health	4171	4369	4499	4307
Sunflower Health Plan	3035	3084	3124	3087
UnitedHealthcare	3934	4069	4179	3939

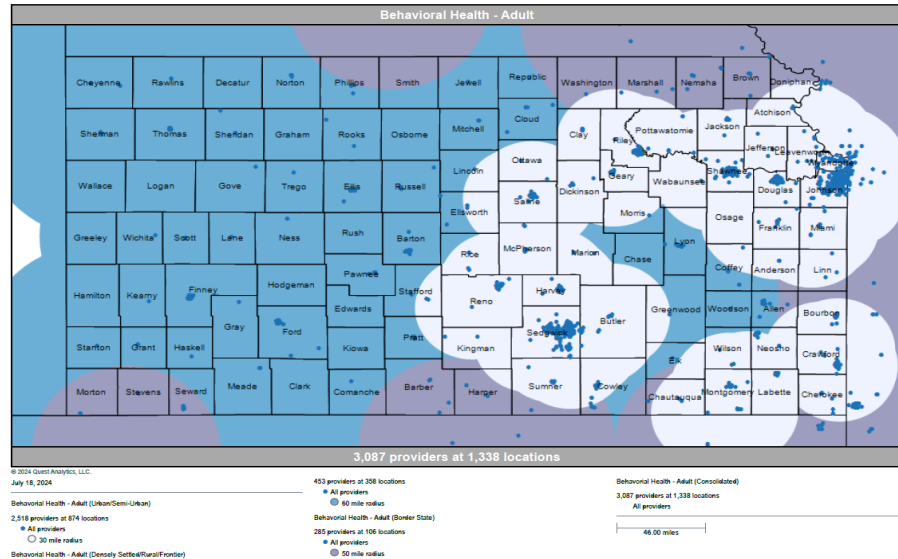
UNIQUE PROVIDER COUNT
ADULT BEHAVIORAL HEALTH



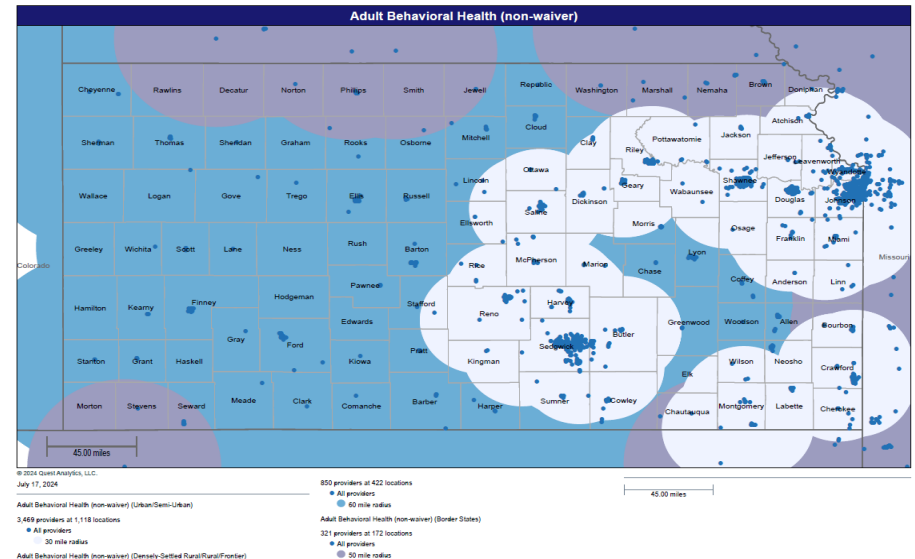
Aetna Better Health



Sunflower Health Plan



UnitedHealthcare





KanCare Managed Care Organization

Network Access As of July 1, 2024

Description of Provider Types and Specialties

Provider Type/Specialty	Description
Primary Care Provider (PCP)	<p>All KanCare members will select or be assigned to a PCP. The KanCare MCOs contract with PCPs to provide, to their members, primary care services including:</p> <ul style="list-style-type: none"> • Basic diagnosis and treatment of common illnesses and medical conditions • Counseling and education on safe health behaviors, self-care skills, treatment options, and preventive services • Referrals to specialists for treatment and management of more complex conditions <p>Family practitioners, general practitioners, internists, pediatricians, OB/GYNs, and other types of providers contracted to fulfill this purpose, may function as PCPs. In addition, physician assistants and nurse practitioners supporting the types of physicians listed above may function as PCPs. The access standard for urban and semi-urban counties is that a PCP be available within 20 miles of the member's residence. For rural and frontier counties, a PCP should be available within 30 miles of the member's residence.</p>
Allergy	<p>Allergists are doctors who specialize in diagnosis, treatment and management of allergies, asthma and immunologic disorders. The KanCare MCOs contract with allergists to provide these services to their members. The access standard for urban and semi-urban counties is that an allergist be available within 25 miles of the member's residence. For rural and frontier counties, an allergist should be available within 100 miles of the member's residence.</p>
Cardiology	<p>Cardiologists are doctors who specialize in diagnosing and treating diseases or conditions of the heart and blood vessels—the cardiovascular system. The KanCare MCOs contract with cardiologists and cardiovascular surgeons to provide these services to their members. The access standard for urban and semi-urban counties is that a cardiologist be available within 25 miles of the member's residence. For rural and frontier counties, a cardiologist should be available within 100 miles of the member's residence.</p>
Dermatology	<p>Dermatologists are doctors who specialize in diagnosis, treatment, and prevention of skin diseases or skin cancers. The KanCare MCOs contract with dermatologists to provide these services to their members. The access standard for urban and semi-urban counties is that a dermatologist be available within 25 miles of the member's residence. For rural and frontier counties, a dermatologist should be available within 100 miles of the member's residence.</p>
Internal Medicine	<p>Physicians specializing in internal medicine, internists, deal with the prevention, diagnosis, and treatment of adult diseases. The access standard for urban and semi-urban counties is that an internist be available within 25 miles of the member's residence. For rural and frontier counties, an internist should be available within 100 miles of the member's residence.</p>
Gastroenterology	<p>Gastroenterologists are doctors who specialize in diseases of the digestive tract. The KanCare MCOs contract with gastroenterologists to provide these services to their members. The access standard for urban and semi-urban counties is that a gastroenterologist be available within 25 miles of the member's residence. For rural and frontier counties, a gastroenterologist should be available within 100 miles of the member's residence.</p>
General Surgery	<p>A general surgeon is a physician who has been educated and trained in the diagnosis and preoperative, operative, and postoperative management of patient care. The KanCare MCOs contract with general surgeons to provide these services to their members. The access standard for urban and semi-urban counties is that a general surgeon be available within 25 miles of the member's residence. For rural and frontier counties, a general surgeon should be available within 100 miles of the member's residence.</p>
Hematology/Oncology	<p>Hematologists are doctors who specialize in diagnosis, treatment, and management of blood disorders. The KanCare MCOs contract with hematologists to provide these services to their members. The access standard for urban and semi-urban counties is that a hematologist be available within 25 miles of the member's residence. For rural and frontier counties, a hematologist should be available within 100 miles of the member's residence.</p>



KanCare Managed Care Organization Network Access As of July 1, 2024

Neonatology	Neonatologists are doctors who specialize in the treatment of newborn infants—especially premature and ill infants. The KanCare MCOs contract with neonatologists to provide these services to their members. The access standard for urban and semi-urban counties is that a neonatologist be available within 25 miles of the member’s residence. For rural and frontier counties, a neonatologist should be available within 100 miles of the member’s residence.
Nephrology	Nephrologists are doctors who specialize in diagnosis and management of kidney diseases. The KanCare MCOs contract with nephrologists to provide these services to their members. The access standard for urban and semi-urban counties is that a nephrologist be available within 25 miles of the member’s residence. For rural and frontier counties, a nephrologist should be available within 100 miles of the member’s residence.
Neurology	Neurologists are doctors who specialize in diagnosis and treatment of disorders of the nervous system. The KanCare MCOs contract with neurologists to provide these services to their members. The access standard for urban and semi-urban counties is that a neurologist be available within 25 miles of the member’s residence. For rural and frontier counties, a neurologist should be available within 100 miles of the member’s residence.
Neurosurgery	Neurosurgeons are doctors who specialize in brain and spinal surgery. The KanCare MCOs contract with neurosurgeons to provide these services to their members. The access standard for urban and semi-urban counties is that a neurosurgeon be available within 25 miles of the member’s residence. For rural and frontier counties, a neurosurgeon should be available within 100 miles of the member’s residence.
OB/GYN	An obstetrician/gynecologist (OB/GYN) is a physician who both delivers babies and treats diseases of the female reproductive organs. The KanCare MCOs contract with OB/GYNs, including specialists in maternal fetal medicine and certified nurse midwives, to provide these services to their members. The access standard for urban and semi-urban counties is that an OB/GYN be available within 15 miles of the member’s residence. For rural and frontier counties, an OB/GYN should be available within 60 miles of the member’s residence.
Ophthalmology	An ophthalmologist is a physician specializing in medical and surgical eye problems. Since ophthalmologists perform operations on eyes, they are both surgical and medical specialists. The KanCare MCOs contract with ophthalmologists to provide these services to their members. The access standard for urban and semi-urban counties is that an ophthalmologist be available within 25 miles of the member’s residence. For rural and frontier counties, an ophthalmologist should be available within 100 miles of the member’s residence.
Orthopedics	Orthopedists are doctors who specialize in disorders of the bones, ligaments, tendons and joints. The KanCare MCOs contract with orthopedists to provide these services to their members. The access standard for urban and semi-urban counties is that an orthopedist be available within 25 miles of the member’s residence. For rural and frontier counties, an orthopedist should be available within 100 miles of the member’s residence.
Otolaryngology	An otolaryngologist is a physician who specializes in the diagnosis and treatment of disorders of the head and neck. This specialty is more commonly known as ENT (ear, nose, and throat). The access standard for urban and semi-urban counties is that an otolaryngologist be available within 25 miles of the member’s residence. For rural and frontier counties, an otolaryngologist should be available within 100 miles of the member’s residence.
Physical Medicine/Rehab	Physical medicine and rehabilitation is an area of medicine that strives to restore and enhance function and quality of life to those with physical impairments or disabilities. A physician in this field, a physiatrist, specializes in restoring function to people with injuries to the muscles, bones, tissues, and nervous system (such as stroke patients). The access standard for urban and semi-urban counties is that a physiatrist be available within 25 miles of the member’s residence. For rural and frontier counties, a physiatrist should be available within 100 miles of the member’s residence.
Plastic & Reconstructive Surgery	A plastic surgeon specializes in the correction or restoration of form and function. Although cosmetic surgery is the most well-known type of plastic surgery, most plastic surgery is not cosmetic. Plastic surgeons deal with reconstructive surgery as well as the treatment of burns. The access standard for urban and semi-urban counties is that a plastic surgeon be available within 25 miles of the member’s residence. For rural and frontier counties, a plastic surgeon should be available within 100 miles of the member’s residence.



KanCare Managed Care Organization Network Access As of July 1, 2024

Podiatry	A podiatrist is a physician who specializes in the diagnosis and treatment of disorders of the foot, ankle, and lower extremities. The access standard for urban and semi-urban counties is that a podiatrist be available within 25 miles of the member's residence. For rural and frontier counties, a podiatrist should be available within 100 miles of the member's residence.
Psychiatrist	A psychiatrist is a physician who specializes in the prevention, diagnosis, and treatment of mental, addictive, and emotional disorders. The KanCare MCOs contract with psychiatrists to provide these services to their members. The access standard for urban and semi-urban counties is that a psychiatrist be available within 15 miles of the member's residence. For rural and frontier counties, a psychiatrist should be available within 60 miles of the member's residence.
Pulmonary Disease	A pulmonologist is a physician who diagnoses and treats diseases and conditions of the lungs and chest. Pulmonology often involves managing patients who need life support and mechanical ventilation. The access standard for urban and semi-urban counties is that a pulmonologist be available within 25 miles of the member's residence. For rural and frontier counties, a pulmonologist should be available within 100 miles of the member's residence.
Urology	Urology focuses on the urinary tract in males and females, and on the reproductive system in males. Urologists diagnose, treat, and manage patients with urological disorders. The organs covered by urology include the kidneys, ureters, urethra, urinary bladder, adrenal gland and the male reproductive organs. The access standard for urban and semi-urban counties is that a urologist be available within 25 miles of the member's residence. For rural and frontier counties, a urologist should be available within 100 miles of the member's residence.
Hospital	Hospitals are healthcare institutions that provide patient treatment by specialized staff and equipment. Hospitals most commonly provide overnight stays for people with serious or life threatening health problems, emergency care, and surgical care. The KanCare MCOs contract with hospitals to provide these services to their members. The access standard for both urban and rural counties is that a hospital be available within 30 miles of the member's residence.
Optometry	An optometrist is a health care professional who is licensed to provide primary eye care services. The KanCare MCOs contract with optometrists to provide these services to their members. The access standard for both urban and rural counties is that an optometrist be available within 30 minutes transport time of the member's residence. The plans have used 30 miles as a proxy for 30 minutes transport time.
Dental Primary Care	Dental primary care includes dental procedures or protocols that attempt to preserve oral hard tissues (teeth) and soft tissues (gums) in good health. Common examples of services include checkups, cleanings, fluoride treatment and sealants. The KanCare MCOs contract with dental providers, including general dentistry practitioners and pediatric dentists, to provide primary dental care services to their members. The access standard for urban and semi-urban counties is that dental primary care be available within 20 miles of the member's residence. For rural and frontier counties, dental primary care should be available within 30 miles of the member's residence.
Retail Pharmacy	Retail pharmacists are medical professionals who prepare and sell prescription drugs as directed by physicians. Pharmacists use their knowledge and training to counsel customers on the appropriate dosages as well as provide instructions concerning the safety of combining certain medications. The KanCare MCOs contract with retail pharmacies to provide these services to their members. The access standard for urban and semi-urban counties is that a retail pharmacy be available within 10 miles of the member's residence. For rural and frontier counties, a retail pharmacy should be available within 30 miles of the member's residence.
Behavioral Health	Behavioral healthcare refers to a continuum of services for individuals at risk of, or suffering from, mental, behavioral, or addictive disorders. The KanCare MCOs contract with behavioral health providers, including mental health and substance use disorder providers, to offer these services to their members. The access standard for urban and semi-urban counties is that behavioral health services be available within 30 miles of the member's residence. For densely-settled rural counties, behavioral health services should be available within 45 miles of the member's residence. For rural and frontier counties, behavioral health services should be available within 60 miles of the member's residence. The KanCare MCOs were instructed to exclude Community Mental Health Centers (CMHCs), Psychiatric Residential Treatment Facilities (PRTFs), and Regional Alcohol and Drug Assessment Centers (RADACs) when creating these maps, as all of these providers must be in network for all plans due to the nature of service they provide.