



GEO-ACCESS MAPS

For 1st Quarter, 2024

The following Geo-Access maps are generated by the KanCare Managed Care Organizations (MCOs) each quarter and illustrate the geographical coverage of providers throughout the state for specific provider types. The format for the maps has been updated to reflect changes with KanCare 2.0 and in accordance with the Medicaid and CHIP Managed Care Final Rule.

The Geographic Mapping Reports allow KDHE to evaluate the growth of the network, identify gaps in coverage, monitor MCO compliance with the KanCare Network Adequacy Standards, and provide constructive feedback to the MCOs.

The provider categories included in the maps are listed below:

- Adult Primary Care Providers (PCPs)
- Pediatric Primary Care Providers (PCPs)
- OB/GYN
- Adult Behavioral Health (non-waiver)
- Pediatric Behavioral Health (non-waiver)
- Adult Specialists
- Pediatric Specialists
- Hospital
- Pharmacy
- Dental and Vision
- Ancillary Services
- HCBS (fixed-site)

Each map identifies the specialty and—where applicable—population for the service identified. Only providers contracted for the specified service are shown, including providers in border states. Provider service locations are identified on each map as a small dot and colored circles are used to represent the radius in miles from each provider service location (for the identified urban-rural classification). The size of each circle corresponds to distance requirements identified in the network standards.

For each map, a count will display the number of unique providers and locations. In some instances, many providers practice in a single location. Providers may also have multiple practice locations.

The index below identifies the classification indicators used in the maps. For all maps, the following scale is used.



Adult Services

- Urban/Semi-Urban
- Densely Settled/Rural/Frontier
- Border State
- Provider Locations

Pediatric Services

- Urban/Semi-Urban
- Densely Settled/Rural/Frontier
- Border State
- Provider Locations

HCBS Services

- Urban/Semi-Urban
- Densely Settled/Rural/Frontier
- Border State
- Provider Locations

Hospital, Ancillary, Pharmacy, and Vision Services

- Urban/Semi-Urban
- Densely Settled/Rural/Frontier
- Border State
- Provider Locations



KanCare Managed Care Organization
 Mapped Provider Count Report
Aetna Better Health

Provider Specialty Type	# Unique Providers	# Unique Locations	URBAN & SEMI-URBAN		RURAL & FRONTIER	
			Percent of Members within Access Standard	Mean Distance from Member to Provider Type	Percent of Members within Access Standard	Mean Distance from Member to Provider Type
Primary Care Physicians			<i>20 MILES / 40 MINUTES</i>		<i>30 MILES / 45 MINUTES</i>	
Adult Primary Care Providers	2881	1155	100.0%	1.3	100.0%	3.0
Pediatric Primary Care Providers	3431	1172	100.0%	1.4	100.0%	3.3
OB/GYN			<i>15 MILES / 30 MINUTES</i>		<i>60 MILES / 90 MINUTES</i>	
OB/GYN	599	566	100.0%	2.5	100.0%	8.2
Behavioral Health			<i>30 MILES / 60 MINUTES</i>		<i>60 MILES / 90 MINUTES</i>	
Adult Behavioral Health	4499	1426	100.0%	1.1	100.0%	5.0
Pediatric Behavioral Health	6080	1456	100.0%	1.3	100.0%	5.5
Specialist			<i>30 MILES / 60 MINUTES</i>		<i>90 MILES / 135 MINUTES</i>	
ADULT SPECIALIST			<i>30 MILES / 60 MINUTES</i>		<i>90 MILES / 135 MINUTES</i>	
Allergy	53	228	99.7%	5.0	94.4%	37.0
Cardiology	573	561	100.0%	2.2	100.0%	10.1
Dermatology	84	312	100.0%	3.1	100.0%	16.0
Gastroenterology	181	392	100.0%	2.4	100.0%	16.2
General Surgery	563	615	100.0%	2.5	100.0%	6.5
Hematology/Oncology	251	423	100.0%	2.4	100.0%	12.5
Nephrology	153	344	100.0%	2.9	100.0%	16.7
Neurology	410	493	100.0%	2.4	100.0%	12.0
Ophthalmology	143	181	100.0%	3.3	100.0%	23.3
Orthopedics	383	496	100.0%	2.4	100.0%	8.9
Otolaryngology	166	279	100.0%	3.5	100.0%	23.8
Physical Medicine/Rehab	123	323	100.0%	2.6	94.4%	33.9
Plastic and Reconstructive Surgery	78	327	100.0%	3.0	92.6%	39.3
Podiatry	68	108	100.0%	6.6	100.0%	19.6
Psychiatrist	674	722	100.0%	1.6	100.0%	5.7
NOTE: The standard for this specialty differs from other specialties in this group.			<i>15 MILES / 30 MINUTES</i> ↑		<i>60 MILES / 90 MINUTES</i> ↑	
Pulmonary Disease	266	474	100.0%	2.3	100.0%	18.0
Urology	138	290	100.0%	3.3	99.8%	19.1



KanCare Managed Care Organization
 Mapped Provider Count Report
Aetna Better Health

Provider Specialty Type	# Unique Providers	# Unique Locations	URBAN & SEMI-URBAN		RURAL & FRONTIER	
			Percent of Members within Access Standard	Mean Distance from Member to Provider Type	Percent of Members within Access Standard	Mean Distance from Member to Provider Type
PEDIATRIC SPECIALIST			30 MILES / 60 MINUTES		90 MILES / 135 MINUTES	
Allergy	53	226	99.7%	5.0	89.6%	46.8
Cardiology	574	558	100.0%	2.4	100.0%	10.5
Dermatology	84	313	100.0%	3.3	100.0%	15.5
Gastroenterology	181	393	100.0%	2.6	100.0%	16.1
General Surgery	562	619	100.0%	2.6	100.0%	6.6
Hematology/Oncology	251	418	100.0%	2.6	100.0%	13.2
Neonatology	58	133	100.0%	6.1	85.7%	59.6
Nephrology	155	343	100.0%	3.1	100.0%	18.0
Neurology	410	495	100.0%	2.6	100.0%	13.0
Ophthalmology	143	181	100.0%	3.5	100.0%	26.1
Orthopedics	383	492	100.0%	2.6	100.0%	9.2
Otolaryngology	166	278	100.0%	3.8	100.0%	27.5
Physical Medicine/Rehab	124	321	100.0%	2.9	89.6%	44.6
Plastic and Reconstructive Surgery	77	320	100.0%	3.2	87.2%	49.9
Podiatry	68	108	100.0%	6.7	100.0%	20.9
Psychiatrist	671	719	100.0%	1.8	100.0%	6.3
NOTE: The standard for this specialty differs from other specialties in this group.			15 MILES / 30 MINUTES ↑		60 MILES / 90 MINUTES ↑	
Pulmonary Disease	266	470	100.0%	2.5	100.0%	21.6
Urology	138	290	100.0%	3.6	99.7%	18.5
Hospital			30 MILES / 60 MINUTES		60 MILES / 90 MINUTES	
Hospital	181	180	100.0%	3.9	100.0%	6.5
Pharmacy			10 MILES / 20 MINUTES		30 MILES / 45 MINUTES	
Pharmacy	698	693	99.9%	1.6	100.0%	4.0
Vision			30 MILES / 60 MINUTES		60 MILES / 90 MINUTES	
Optometry	410	304	100.0%	2.0	100.0%	8.5
Dental			20 MILES / 40 MINUTES		30 MILES / 45 MINUTES	
Adult Dental Primary Care	322	226	100.0%	2.6	98.0%	9.1
Pediatric Dental Primary Care	380	254	100.0%	2.6	97.8%	8.9



KanCare Managed Care Organization
 Mapped Provider Count Report
Aetna Better Health

Provider Specialty Type	# Unique Providers	# Unique Locations	URBAN & SEMI-URBAN		RURAL & FRONTIER	
			Percent of Members within Access Standard	Mean Distance from Member to Provider Type	Percent of Members within Access Standard	Mean Distance from Member to Provider Type
Ancillary Services			30 MILES / 60 MINUTES		60 MILES / 90 MINUTES	
Physical Therapy	754	284	100.0%	3.1	100.0%	13.1
Occupational Therapy	326	178	100.0%	3.7	94.1%	29.7
Speech Therapy	298	157	99.7%	4.7	92.8%	34.5
X-Ray	184	189	100.0%	4.1	100.0%	6.4
Lab	234	237	100.0%	4.0	100.0%	6.4
NOTE: The standard for this specialty differs from other specialties in this group.					30 MILES / 60 MINUTES ↑	

Provider Specialty Type	# Unique Providers	# Unique Locations	URBAN & SEMI-URBAN		RURAL & FRONTIER	
			Percent of Members within Access Standard	Mean Distance from Member to Specialist	Percent of Members within Access Standard	Mean Distance from Member to Specialist
Adult Day Care PT 55/PS 410/PC S5101 & S5102			30 MILES / 60 MINUTES		60 MILES / 100 MINUTES	
FE Waiver Providers	160	178	100.0%	3.6	100.0%	12.3
Day Supports PT 55/PS 520/PC T2021			30 MILES / 60 MINUTES		60 MILES / 100 MINUTES	
IDD Waiver Providers	138	179	100.0%	3.3	100.0%	17.1



KanCare Managed Care Organization
 Mapped Provider Count Report
 Sunflower State Health Plan

Provider Specialty Type	# Unique Providers	# Unique Locations	URBAN & SEMI-URBAN		RURAL & FRONTIER	
			Percent of Members within Access Standard	Mean Distance from Member to Provider Type	Percent of Members within Access Standard	Mean Distance from Member to Provider Type
Primary Care Physicians			<i>20 MILES / 40 MINUTES</i>		<i>30 MILES / 45 MINUTES</i>	
Adult Primary Care Providers	3619	1268	100.0%	1.3	100.0%	2.6
Pediatric Primary Care Providers	4346	1310	100.0%	1.4	100.0%	3.0
OB/GYN			<i>15 MILES / 30 MINUTES</i>		<i>60 MILES / 90 MINUTES</i>	
OB/GYN	494	311	100.0%	2.5	100.0%	11.5
Behavioral Health			<i>30 MILES / 60 MINUTES</i>		<i>60 MILES / 90 MINUTES</i>	
Adult Behavioral Health	3124	1347	100.0%	1.1	100.0%	4.6
Pediatric Behavioral Health	4739	1402	100.0%	1.2	100.0%	4.9
Specialist						
ADULT SPECIALIST			<i>30 MILES / 60 MINUTES</i>		<i>90 MILES / 135 MINUTES</i>	
Allergy	31	26	93.5%	12.9	98.6%	49.3
Cardiology	385	231	100.0%	3.4	100.0%	15.0
Dermatology	59	65	99.9%	8.6	97.3%	37.7
Gastroenterology	132	96	100.0%	5.8	100.0%	32.3
General Surgery	372	342	100.0%	3.8	100.0%	6.4
Hematology/Oncology	157	74	98.0%	7.3	100.0%	33.6
Nephrology	120	89	100.0%	6.4	100.0%	25.6
Neurology	349	222	100.0%	3.4	100.0%	20.6
Ophthalmology	132	164	100.0%	3.3	100.0%	18.4
Orthopedics	283	227	100.0%	3.7	100.0%	10.3
Otolaryngology	124	120	100.0%	5.9	100.0%	29.7
Physical Medicine/Rehab	75	79	100.0%	6.3	97.7%	34.2
Plastic and Reconstructive Surgery	45	47	93.3%	12.3	94.3%	53.2
Podiatry	66	110	100.0%	5.7	100.0%	23.3
Psychiatrist*	579	467	99.9%	2.0	99.9%	9.3
*NOTE: The standard for this specialty differs from other specialties in this group.			<i>15 MILES / 30 MINUTES</i>		<i>60 MILES / 90 MINUTES</i>	
Pulmonary Disease	225	134	100.0%	4.8	100.0%	23.6
Urology	108	118	100.0%	7.1	99.8%	24.0



KanCare Managed Care Organization
 Mapped Provider Count Report
 Sunflower State Health Plan

Provider Specialty Type	# Unique Providers	# Unique Locations	URBAN & SEMI-URBAN		RURAL & FRONTIER	
			Percent of Members within Access Standard	Mean Distance from Member to Provider Type	Percent of Members within Access Standard	Mean Distance from Member to Provider Type
PEDIATRIC SPECIALIST			30 MILES / 60 MINUTES		90 MILES / 135 MINUTES	
Allergy	32	28	94.4%	11.7	98.7%	49.8
Cardiology	385	232	100.0%	3.6	100.0%	15.9
Dermatology	59	69	99.9%	6.9	97.1%	39.3
Gastroenterology	134	97	100.0%	5.7	100.0%	33.6
General Surgery	376	343	100.0%	4.0	100.0%	6.5
Hematology/Oncology	160	77	97.9%	7.4	100.0%	35.1
Neonatology	92	32	94.1%	12.5	70.2%	90.3
Nephrology	123	91	100.0%	6.2	100.0%	24.3
Neurology	348	226	100.0%	3.6	100.0%	20.6
Ophthalmology	132	164	100.0%	3.4	100.0%	20.6
Orthopedics	284	228	100.0%	4.0	100.0%	10.2
Otolaryngology	126	120	100.0%	6.1	100.0%	31.4
Physical Medicine/Rehab	75	79	100.0%	6.4	97.7%	34.5
Plastic and Reconstructive Surgery	45	47	93.2%	12.3	91.0%	59.3
Podiatry	66	110	100.0%	5.4	100.0%	24.1
Psychiatrist*	578	467	99.9%	2.1	99.9%	9.6
*NOTE: The standard for this specialty differs from other specialties in this group.			15 MILES / 30 MINUTES		60 MILES / 90 MINUTES	
Pulmonary Disease	227	136	100.0%	4.9	100.0%	25.4
Urology	108	118	100.0%	7.3	99.7%	25.0
Hospital			30 MILES / 60 MINUTES		60 MILES / 90 MINUTES	
Hospital	281	336	100.0%	3.3	100.0%	5.3
Pharmacy			10 MILES / 20 MINUTES		30 MILES / 45 MINUTES	
Pharmacy	617	606	99.8%	1.5	100.0%	3.9
Vision			30 MILES / 60 MINUTES		60 MILES / 90 MINUTES	
Optometry	474	407	100.0%	1.8	100.0%	6.7
Dental			20 MILES / 40 MINUTES		30 MILES / 45 MINUTES	
Adult Dental Primary Care	340	267	100.0%	2.9	99.7%	8.2
Pediatric Dental Primary Care	177	119	99.9%	4.8	80.4%	21.7



KanCare Managed Care Organization
 Mapped Provider Count Report
 Sunflower State Health Plan

Provider Specialty Type	# Unique Providers	# Unique Locations	URBAN & SEMI-URBAN		RURAL & FRONTIER	
			Percent of Members within Access Standard	Mean Distance from Member to Provider Type	Percent of Members within Access Standard	Mean Distance from Member to Provider Type
Ancillary Services			<i>30 MILES / 60 MINUTES</i>		<i>60 MILES / 90 MINUTES</i>	
Physical Therapy	835	489	100.0%	2.3	100.0%	4.7
Occupational Therapy	382	376	100.0%	2.5	100.0%	6.9
Speech Therapy	318	270	100.0%	3.1	100.0%	17.6
X-Ray	204	209	100.0%	4.1	100.0%	7.9
Lab*	221	236	100.0%	4.0	100.0%	8.8
*NOTE: The standard for this specialty differs from other specialties in this group.					<i>30 MILES / 60 MINUTES</i>	

Provider Specialty Type	# Unique Providers	# Unique Locations	URBAN & SEMI-URBAN		RURAL & FRONTIER	
			Percent of Members within Access Standard	Mean Distance from Member to Specialist	Percent of Members within Access Standard	Mean Distance from Member to Specialist
Adult Day Care PT 55/PS 410/PC S5101 & S5102			<i>30 MILES / 60 MINUTES</i>		<i>60 MILES / 100 MINUTES</i>	
FE Waiver Providers	192	207	100.0%	2.0	100.0%	9.3
Day Supports PT 55/PS 520/PC T2021			<i>30 MILES / 60 MINUTES</i>		<i>60 MILES / 100 MINUTES</i>	
IDD Waiver Providers	193	273	100.0%	2.2	100.0%	9.6



KanCare Managed Care Organization
 Mapped Provider Count Report
United HealthCare

Provider Specialty Type	# Unique Providers	# Unique Locations	URBAN & SEMI-URBAN		RURAL & FRONTIER	
			Percent of Members within Access Standard	Mean Distance from Member to Provider Type	Percent of Members within Access Standard	Mean Distance from Member to Provider Type
Primary Care Physicians			<i>20 MILES / 40 MINUTES</i>		<i>30 MILES / 45 MINUTES</i>	
Adult Primary Care Providers	3671	1178	100.0%	0.9	100.0%	2.0
Pediatric Primary Care Providers	3919	1191	100.0%	1.0	100.0%	2.2
OB/GYN			<i>15 MILES / 30 MINUTES</i>		<i>60 MILES / 90 MINUTES</i>	
OB/GYN	335	210	99.9%	2.6	100.0%	10.3
Behavioral Health			<i>30 MILES / 60 MINUTES</i>		<i>60 MILES / 90 MINUTES</i>	
Adult Behavioral Health	4179	1561	100.0%	0.8	100.0%	3.8
Pediatric Behavioral Health	5584	1628	100.0%	0.9	100.0%	4.0
Specialist			<i>30 MILES / 60 MINUTES</i>		<i>90 MILES / 135 MINUTES</i>	
ADULT SPECIALIST			<i>30 MILES / 60 MINUTES</i>		<i>90 MILES / 135 MINUTES</i>	
Allergy	26	25	97.4%	8.4	100.0%	42.9
Cardiology	374	195	100.0%	2.9	100.0%	10.1
Dermatology	58	82	100.0%	5.1	99.7%	21.0
Gastroenterology	110	84	100.0%	4.6	94.2%	48.1
General Surgery	330	266	100.0%	2.6	100.0%	6.5
Hematology/Oncology	203	105	100.0%	3.9	100.0%	16.3
Nephrology	83	79	100.0%	4.1	100.0%	18.0
Neurology	251	130	100.0%	3.7	100.0%	16.2
Ophthalmology	122	117	100.0%	2.9	100.0%	18.4
Orthopedics	235	158	100.0%	3.0	100.0%	9.3
Otolaryngology	107	76	100.0%	4.4	100.0%	20.2
Physical Medicine/Rehab	79	105	100.0%	4.5	99.2%	24.6
Plastic and Reconstructive Surgery	46	58	97.3%	7.6	93.1%	52.5
Podiatry	45	70	100.0%	4.3	100.0%	16.9
Psychiatrist	582	486	100.0%	1.6	100.0%	5.5
NOTE: The standard for this specialty differs from other specialties in this group.			<i>15 MILES / 30 MINUTES</i> ↑		<i>60 MILES / 90 MINUTES</i> ↑	
Pulmonary Disease	128	102	100.0%	3.8	100.0%	21.1
Urology	104	91	100.0%	3.6	99.7%	18.8



KanCare Managed Care Organization
 Mapped Provider Count Report
United HealthCare

Provider Specialty Type	# Unique Providers	# Unique Locations	URBAN & SEMI-URBAN		RURAL & FRONTIER	
			Percent of Members within Access Standard	Mean Distance from Member to Provider Type	Percent of Members within Access Standard	Mean Distance from Member to Provider Type
PEDIATRIC SPECIALIST			30 MILES / 60 MINUTES		90 MILES / 135 MINUTES	
Allergy	29	27	97.9%	8.0	100.0%	44.4
Cardiology	374	194	100.0%	3.0	100.0%	10.0
Dermatology	58	82	100.0%	5.0	99.8%	19.7
Gastroenterology	110	84	100.0%	4.6	91.5%	56.8
General Surgery	331	266	100.0%	2.7	100.0%	6.6
Hematology/Oncology	203	105	100.0%	4.1	100.0%	15.7
Neonatology	56	29	97.8%	8.1	68.6%	86.0
Nephrology	83	79	100.0%	4.0	100.0%	16.8
Neurology	251	130	100.0%	3.8	100.0%	16.8
Ophthalmology	122	118	100.0%	3.0	100.0%	20.5
Orthopedics	235	158	100.0%	3.1	100.0%	9.4
Otolaryngology	108	76	100.0%	4.4	100.0%	23.3
Physical Medicine/Rehab	79	105	100.0%	4.5	99.3%	23.9
Plastic and Reconstructive Surgery	46	58	97.9%	7.1	90.8%	58.4
Podiatry	45	70	100.0%	4.2	100.0%	16.0
Psychiatrist	583	487	100.0%	1.7	100.0%	5.7
NOTE: The standard for this specialty differs from other specialties in this group.			15 MILES / 30 MINUTES ↑		60 MILES / 90 MINUTES ↑	
Pulmonary Disease	128	102	100.0%	3.8	100.0%	20.2
Urology	104	91	100.0%	3.7	99.7%	21.1
Hospital			30 MILES / 60 MINUTES		60 MILES / 90 MINUTES	
Hospital	223	207	100.0%	2.8	100.0%	5.1
Pharmacy			10 MILES / 20 MINUTES		30 MILES / 45 MINUTES	
Pharmacy	622	604	99.9%	1.2	100.0%	3.2
Vision			30 MILES / 60 MINUTES		60 MILES / 90 MINUTES	
Optometry	466	495	100.0%	1.3	100.0%	4.7
Dental			20 MILES / 40 MINUTES		30 MILES / 45 MINUTES	
Adult Dental Primary Care	317	192	100.0%	2.3	97.6%	8.4
Pediatric Dental Primary Care	375	219	100.0%	2.2	98.1%	8.1



KanCare Managed Care Organization
 Mapped Provider Count Report
United HealthCare

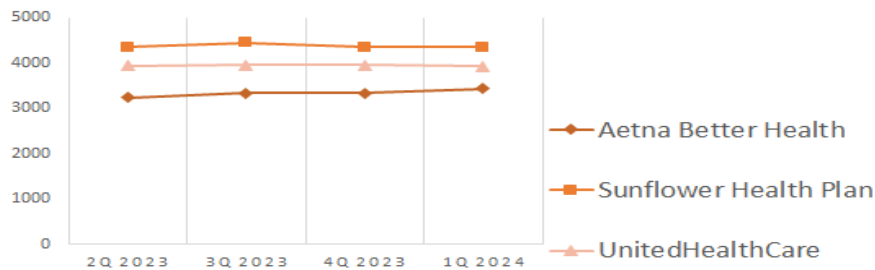
Provider Specialty Type	# Unique Providers	# Unique Locations	URBAN & SEMI-URBAN		RURAL & FRONTIER	
			Percent of Members within Access Standard	Mean Distance from Member to Specialist	Percent of Members within Access Standard	Mean Distance from Member to Specialist
Ancillary Services			<i>30 MILES / 60 MINUTES</i>		<i>60 MILES / 90 MINUTES</i>	
Physical Therapy	864	487	100.0%	1.7	100.0%	3.9
Occupational Therapy	381	369	100.0%	1.8	100.0%	4.6
Speech Therapy	378	317	100.0%	2.2	100.0%	4.6
X-Ray	293	258	100.0%	2.5	100.0%	5.0
Lab	303	248	100.0%	2.7	100.0%	5.0
NOTE: The standard for this specialty differs from other specialties in this group.					<i>30 MILES / 60 MINUTES</i> ↑	
Provider Specialty Type	# Unique Providers	# Unique Locations	URBAN & SEMI-URBAN		RURAL & FRONTIER	
			<i>30 MILES / 60 MINUTES</i>		<i>60 MILES / 100 MINUTES</i>	
Adult Day Care PT 55/PS 410/PC S5101 & S5102						
FE Waiver Providers	144	161	100.0%	2.1	99.9%	11.2
Day Supports PT 55/PS 520/PC T2021						
IDD Waiver Providers	159	293	100.0%	1.7	100.0%	6.2

Primary Care Providers (PCP)

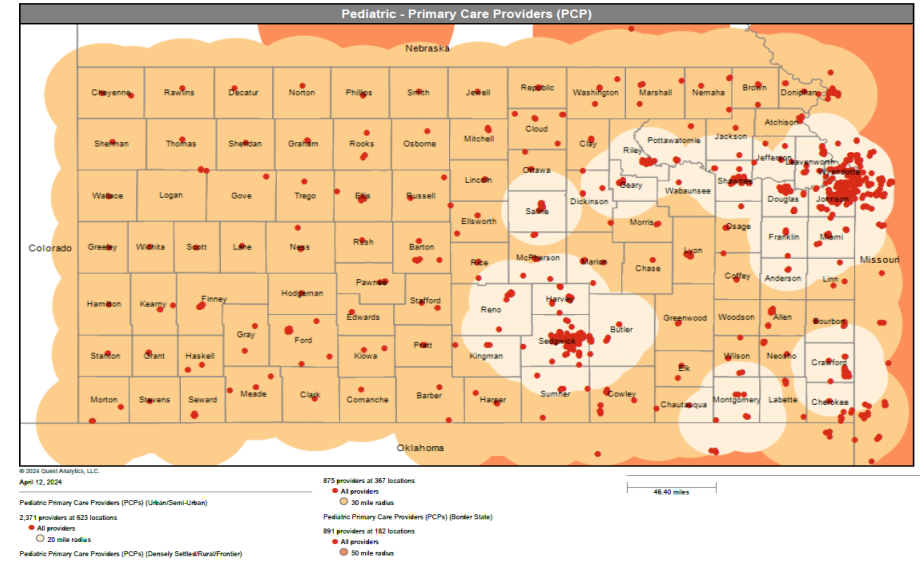
Quarterly Unique Provider Count

	2Q 2023	3Q 2023	4Q 2023	1Q 2024
Aetna Better Health	3238	3342	3331	3431
Sunflower Health Plan	4346	4442	4343	4346
UnitedHealthCare	3937	3959	3951	3919

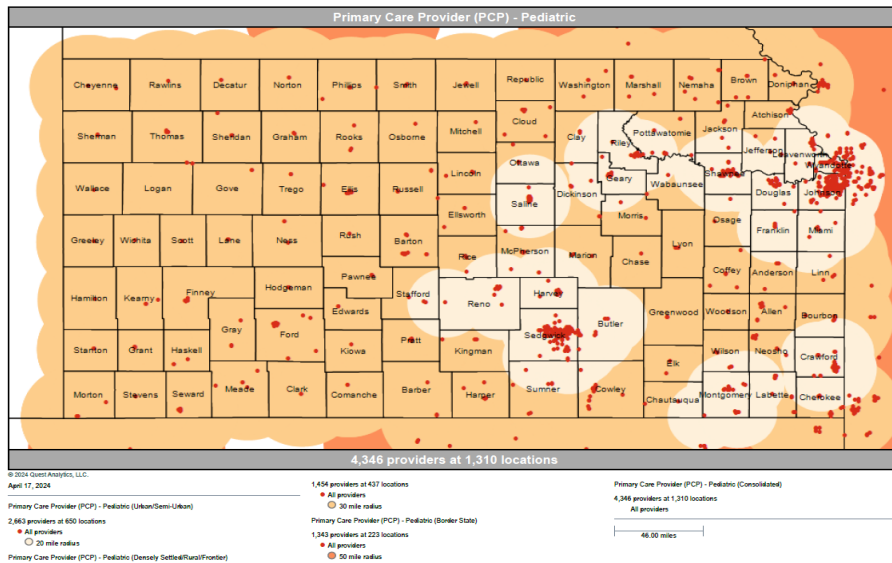
UNIQUE PROVIDER COUNT PEDIATRIC PCP



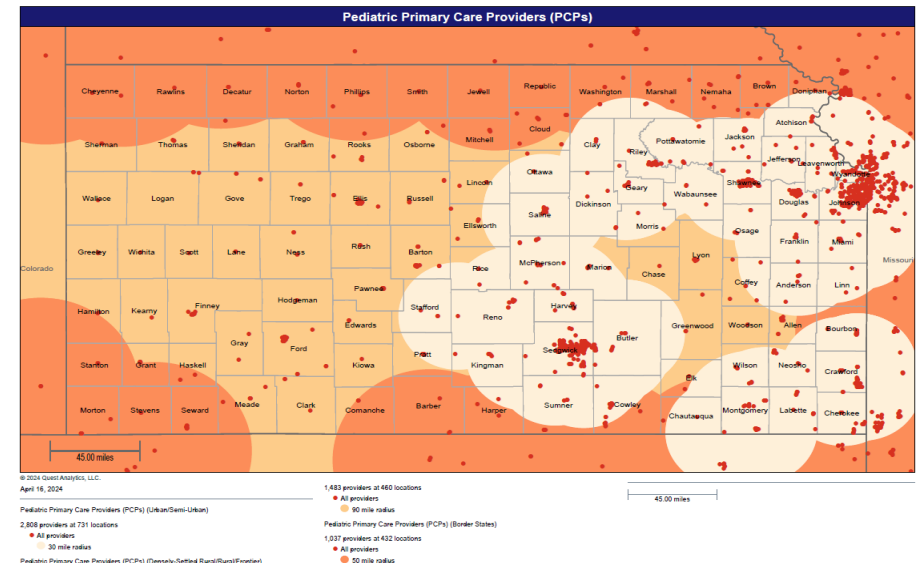
Aetna Better Health



Sunflower Health Plan



UnitedHealthcare

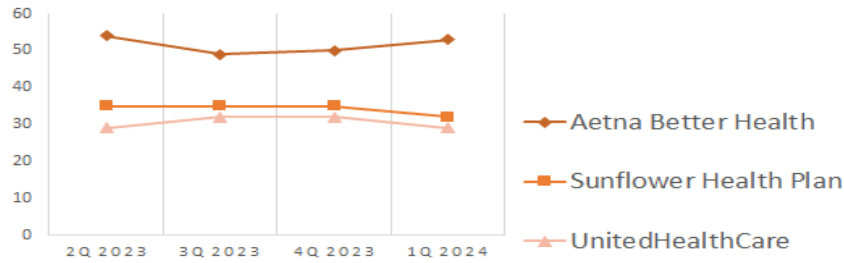


Allergy

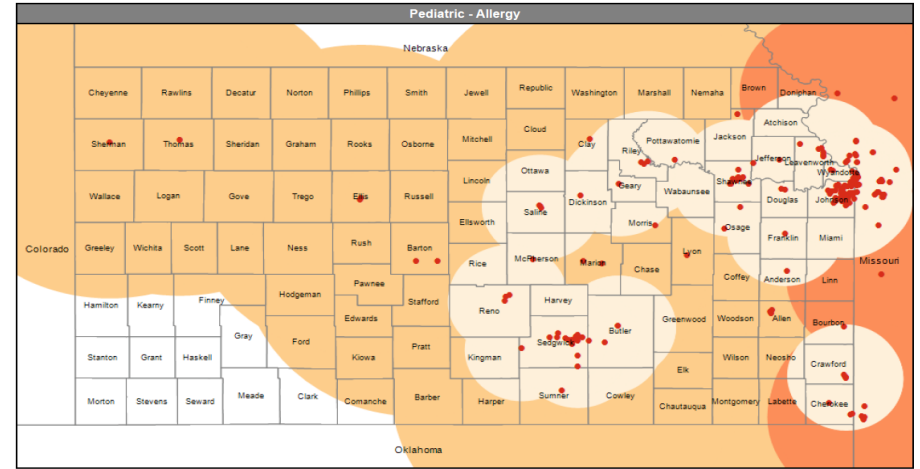
Quarterly Unique Provider Count

	2Q 2023	3Q 2023	4Q 2023	1Q 2024
Aetna Better Health	54	49	50	53
Sunflower Health Plan	35	35	35	32
UnitedHealthCare	29	32	32	29

UNIQUE PROVIDER COUNT
PEDIATRIC ALLERGY



Aetna Better Health



© 2024 QMSI ANALYTICS, LLC
April 12, 2024

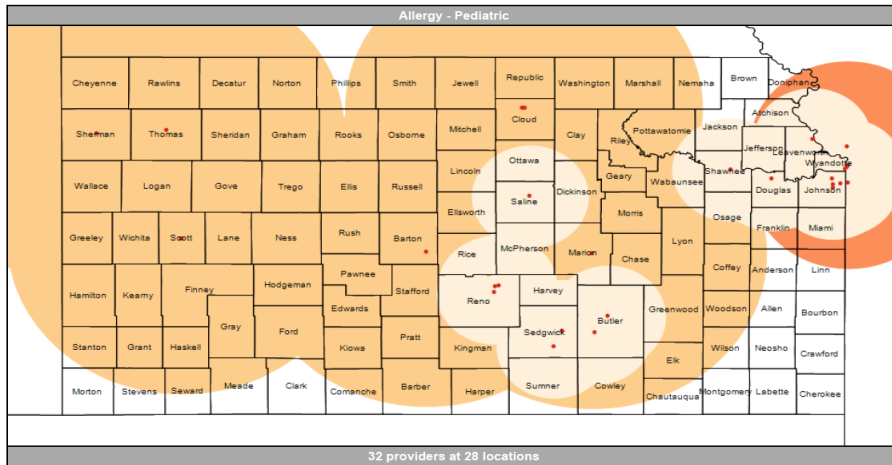
Pediatric Allergy (Urban/Semi-Urban)
41 providers at 137 locations
● All providers
○ 25-mile radius

Pediatric Allergy (Border State)
15 providers at 60 locations
● All providers
○ 50-mile radius

Pediatric Allergy (Densely Settled/Rural/Frontier)
17 providers at 28 locations
● All providers
○ 90-mile radius

46.00 miles

Sunflower Health Plan



© 2024 QMSI ANALYTICS, LLC
April 17, 2024

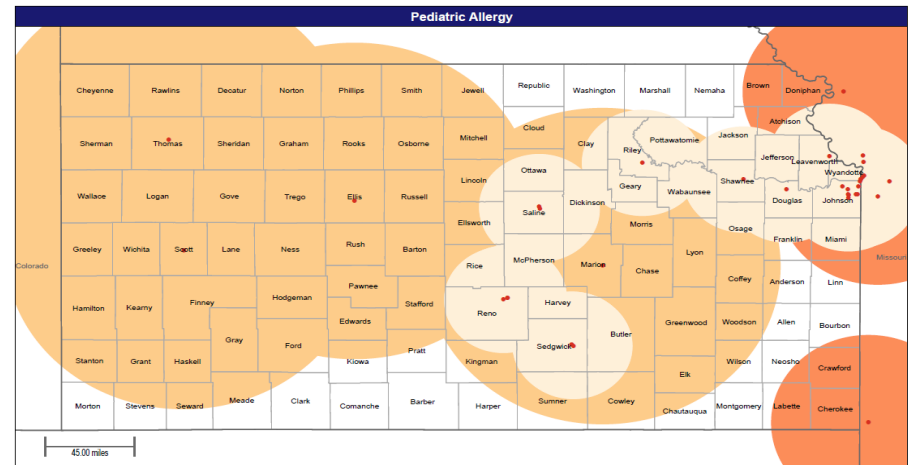
Allergy - Pediatric (Urban/Semi-Urban)
21 providers at 18 locations
● All providers
○ 25-mile radius

Allergy - Pediatric (Border State)
6 providers at 4 locations
● All providers
○ 50-mile radius

Allergy - Pediatric (Densely Settled/Rural/Frontier)
32 providers at 28 locations
● All providers
○ 90-mile radius

46.00 miles

UnitedHealthcare



© 2024 QMSI ANALYTICS, LLC
April 16, 2024

Pediatric Allergy (Urban/Semi-Urban)
27 providers at 23 locations
● All providers
○ 25-mile radius

Pediatric Allergy (Border State)
9 providers at 8 locations
● All providers
○ 50-mile radius

Pediatric Allergy (Densely Settled/Rural/Frontier)
4 providers at 4 locations
● All providers
○ 90-mile radius

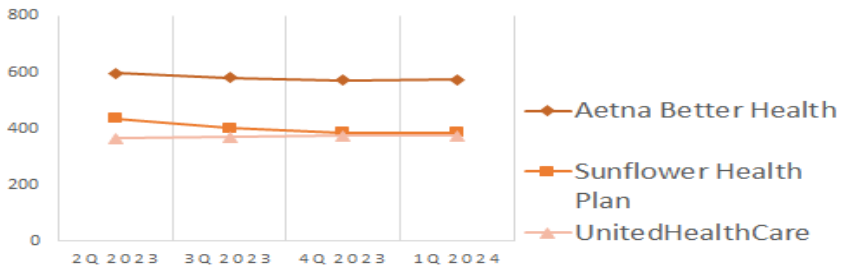
45.00 miles

Cardiology

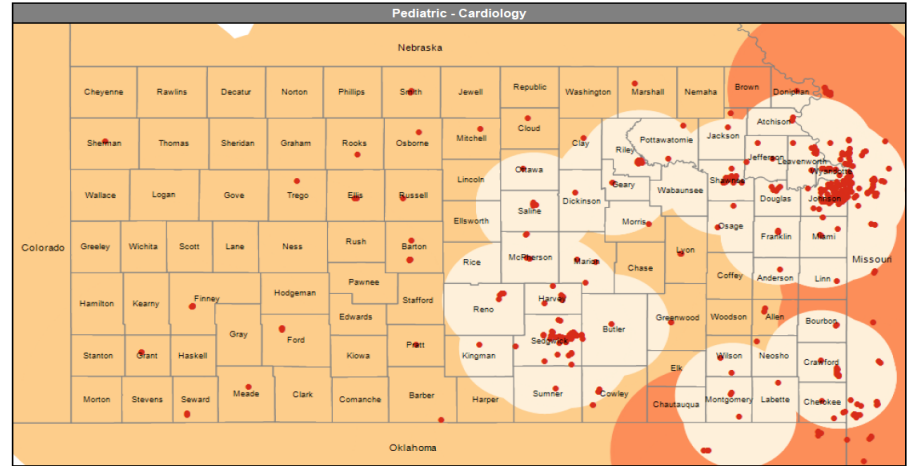
Quarterly Unique Provider County

	2Q 2023	3Q 2023	4Q 2023	1Q 2024
Aetna Better Health	596	580	572	574
Sunflower Health Plan	436	401	386	385
UnitedHealthCare	365	370	374	374

UNIQUE PROVIDER COUNT PEDIATRIC CARDIOLOGY



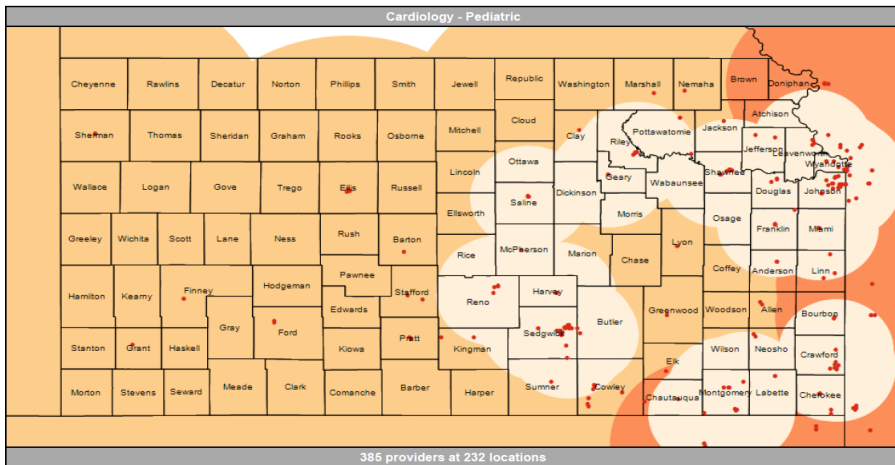
Aetna Better Health



© 2024 Quest Analytics, LLC
April 12, 2024
Pediatric Cardiology (Urban/Semi-Urban)
450 providers at 353 locations
● All providers
○ 30 mile radius
Pediatric Cardiology (Densely Settled/Rural/Frontier)

197 providers at 88 locations
● All providers
○ 30 mile radius
Pediatric Cardiology (Border State)
362 providers at 167 locations
● All providers
○ 30 mile radius

Sunflower Health Plan

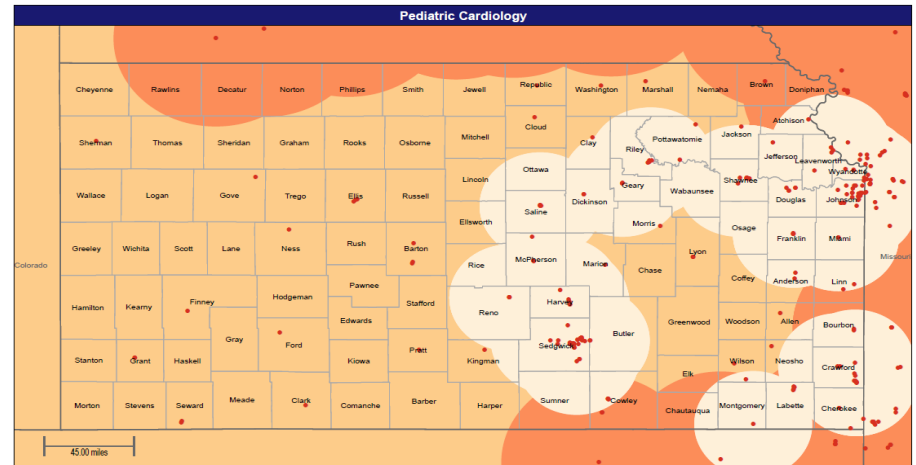


© 2024 Quest Analytics, LLC
April 17, 2024
Cardiology - Pediatric (Urban/Semi-Urban)
283 providers at 117 locations
● All providers
○ 30 mile radius
Cardiology - Pediatric (Densely Settled/Rural/Frontier)

128 providers at 67 locations
● All providers
○ 30 mile radius
Cardiology - Pediatric (Border State)
129 providers at 43 locations
● All providers
○ 30 mile radius

Cardiology - Pediatric (Consolidated)
385 providers at 232 locations
All providers

UnitedHealthCare



© 2024 Quest Analytics, LLC
April 16, 2024
Pediatric Cardiology (Urban/Semi-Urban)
341 providers at 131 locations
● All providers
○ 30 mile radius
Pediatric Cardiology (Densely Settled/Rural/Frontier)

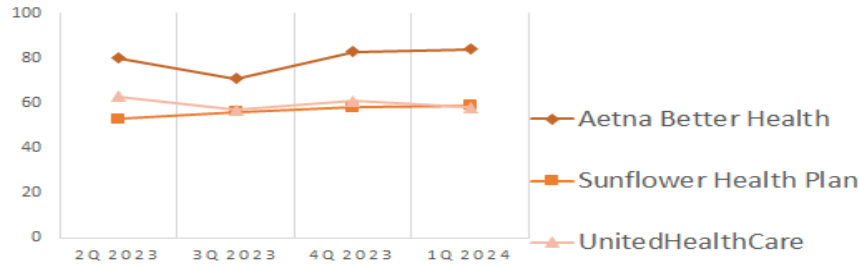
184 providers at 63 locations
● All providers
○ 30 mile radius
Pediatric Cardiology (Border State)
252 providers at 92 locations
● All providers
○ 30 mile radius

Dermatology

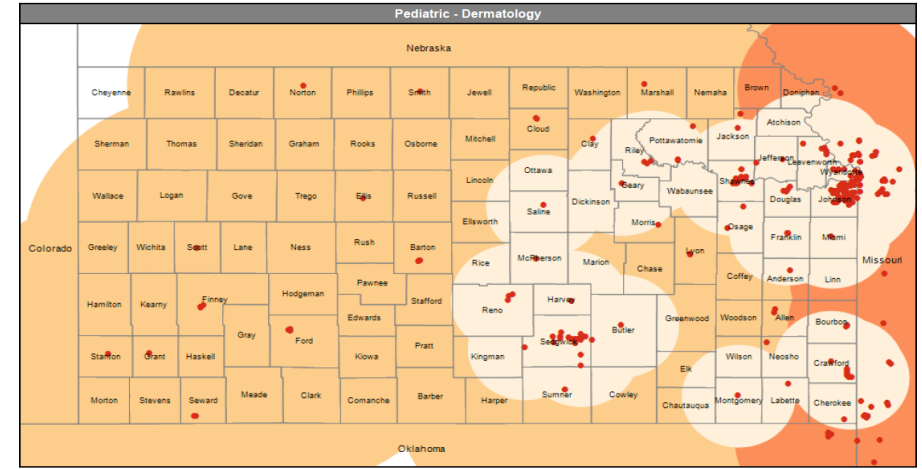
Quarterly Unique Provider Count

	2Q 2023	3Q 2023	4Q 2023	1Q 2024
Aetna Better Health	80	71	83	84
Sunflower Health Plan	53	56	58	59
UnitedHealthCare	63	57	61	58

UNIQUE PROVIDER COUNT PEDIATRIC DERMATOLOGY



Aetna Better Health



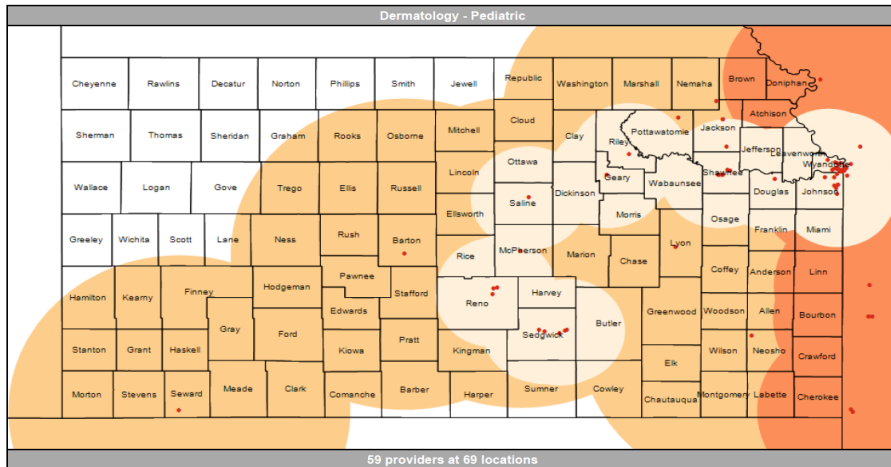
© 2024 Quest Analytics, LLC
April 12, 2024

Pediatric Dermatology (Urban/Semi-Urban)
64 providers at 170 locations
● All providers
○ 30 mile radius

Pediatric Dermatology (Border State)
28 providers at 91 locations
● All providers
○ 50 mile radius

Pediatric Dermatology (Densely Settled/Rural/Frontier)

Sunflower Health Plan



© 2024 Quest Analytics, LLC
April 17, 2024

Dermatology - Pediatric (Urban/Semi-Urban)
39 providers at 44 locations
● All providers
○ 30 mile radius

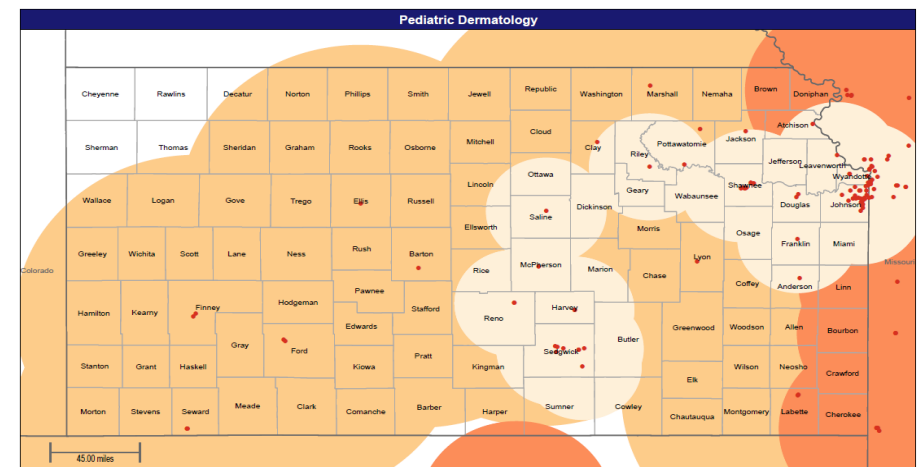
Dermatology - Pediatric (Border State)
18 providers at 15 locations
● All providers
○ 50 mile radius

Dermatology - Pediatric (Densely Settled/Rural/Frontier)

10 providers at 10 locations
● All providers
○ 30 mile radius

Dermatology - Pediatric (Consolidated)
59 providers at 69 locations
● All providers

UnitedHealthCare



© 2024 Quest Analytics, LLC
April 16, 2024

Pediatric Dermatology (Urban/Semi-Urban)
55 providers at 62 locations
● All providers
○ 30 mile radius

Pediatric Dermatology (Border State)
28 providers at 40 locations
● All providers
○ 50 mile radius

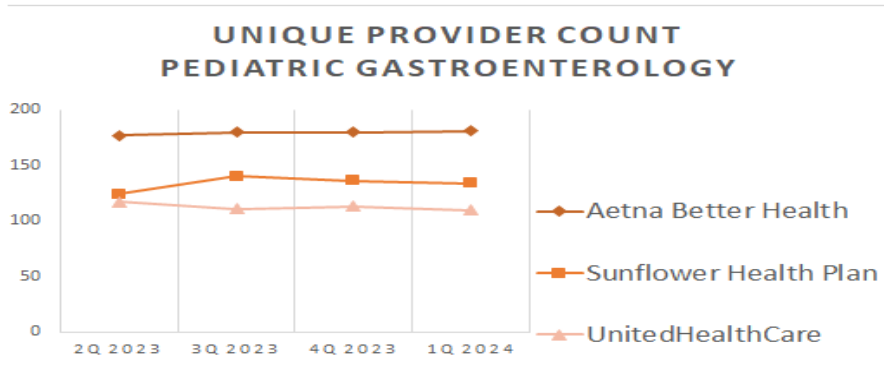
Pediatric Dermatology (Densely Settled/Rural/Frontier)

12 providers at 20 locations
● All providers
○ 30 mile radius

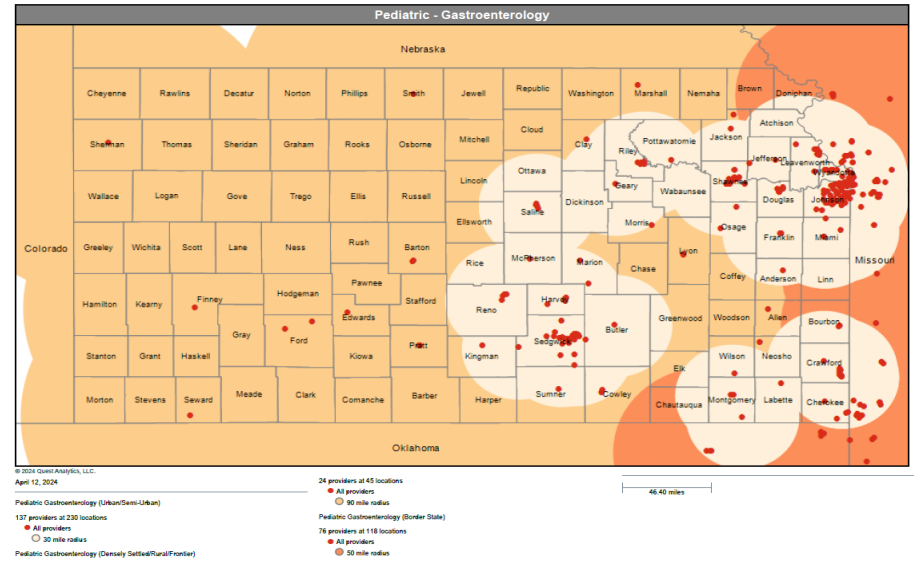
Gastroenterology

Quarterly Unique Provider Count

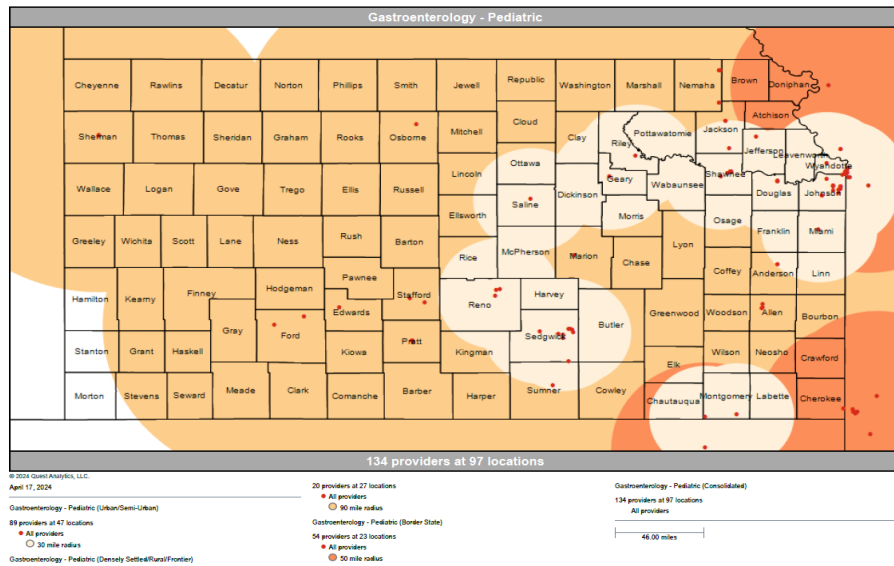
	2Q 2023	3Q 2023	4Q 2023	1Q 2024
Aetna Better Health	177	180	180	181
Sunflower Health Plan	124	140	136	134
UnitedHealthCare	117	111	113	110



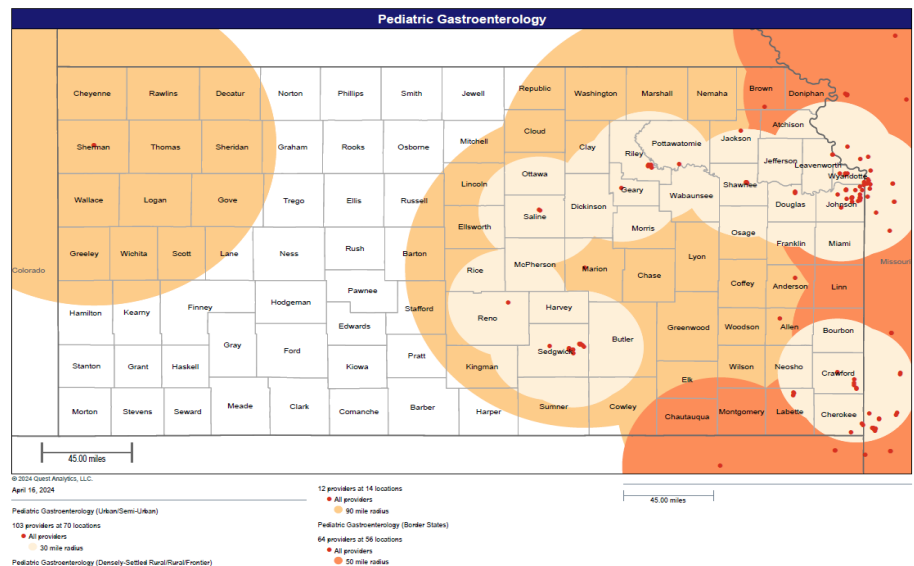
Aetna Better Health



Sunflower Health Plan



UnitedHealthCare

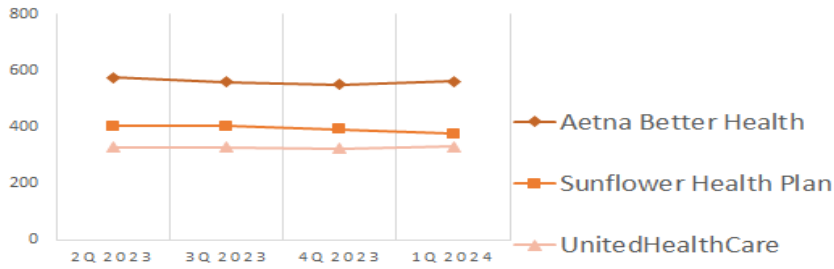


General Surgery

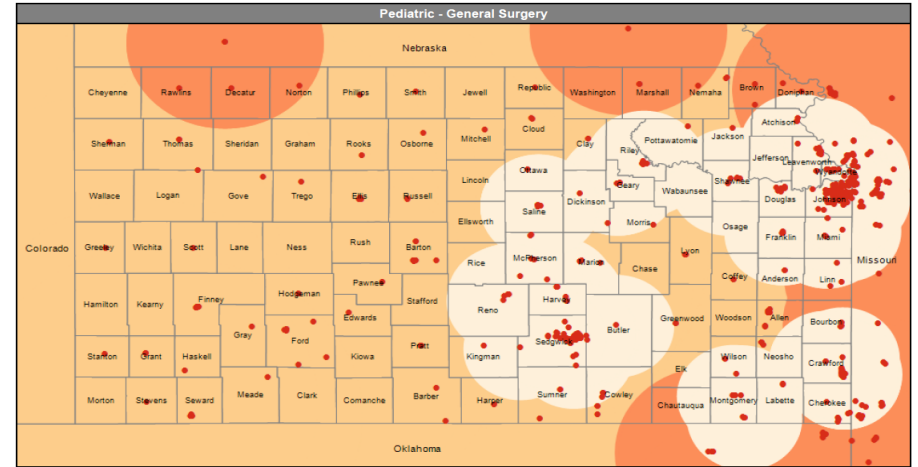
Quarterly Unique Provider Count

	2Q 2023	3Q 2023	4Q 2023	1Q 2024
Aetna Better Health	575	560	551	562
Sunflower Health Plan	402	403	391	376
UnitedHealthCare	327	329	324	331

**UNIQUE PROVIDER COUNT
PEDIATRIC GENERAL SURGERY**



Aetna Better Health



© 2024 Quest Analytics, LLC
April 12, 2024

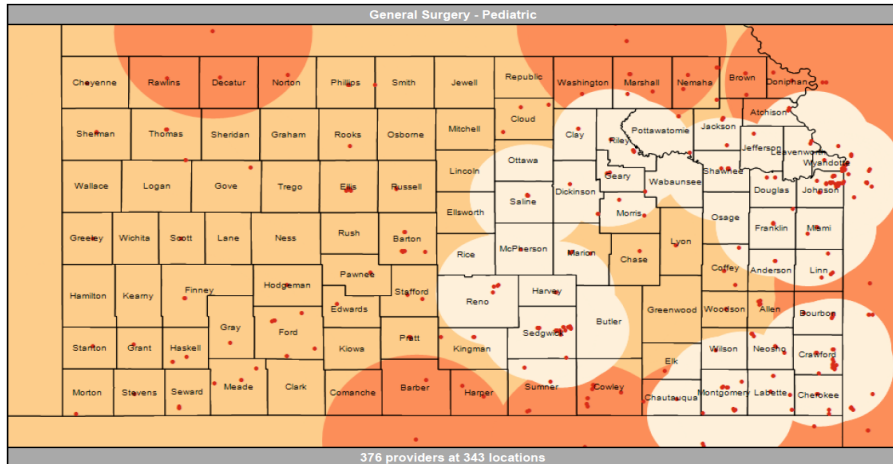
198 providers at 154 locations
 ● All providers
 ● 40 mile radius

Pediatric General Surgery (Urban/Semi-Urban)
 255 providers at 266 locations
 ● All providers
 ● 30 mile radius

Pediatric General Surgery (Border State)
 165 providers at 169 locations
 ● All providers
 ● 50 mile radius

Pediatric General Surgery (Densely Settled/Rural/Frontier)

Sunflower Health Plan



© 2024 Quest Analytics, LLC
April 17, 2024

376 providers at 343 locations

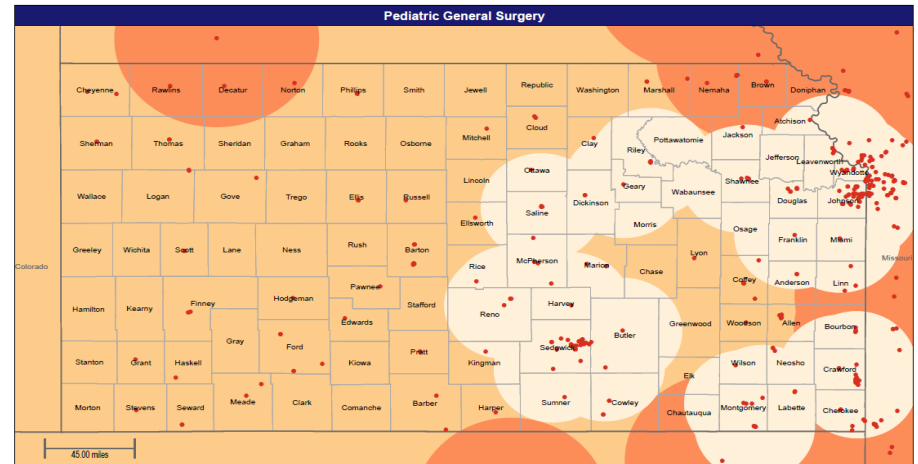
General Surgery - Pediatric (Consolidated)
 376 providers at 343 locations
 ● All providers
 ● 40 mile radius

General Surgery - Pediatric (Urban/Semi-Urban)
 226 providers at 116 locations
 ● All providers
 ● 30 mile radius

General Surgery - Pediatric (Border State)
 102 providers at 48 locations
 ● All providers
 ● 50 mile radius

General Surgery - Pediatric (Densely Settled/Rural/Frontier)

UnitedHealthCare



© 2024 Quest Analytics, LLC
April 16, 2024

98 providers at 115 locations
 ● All providers
 ● 40 mile radius

Pediatric General Surgery (Urban/Semi-Urban)
 269 providers at 151 locations
 ● All providers
 ● 30 mile radius

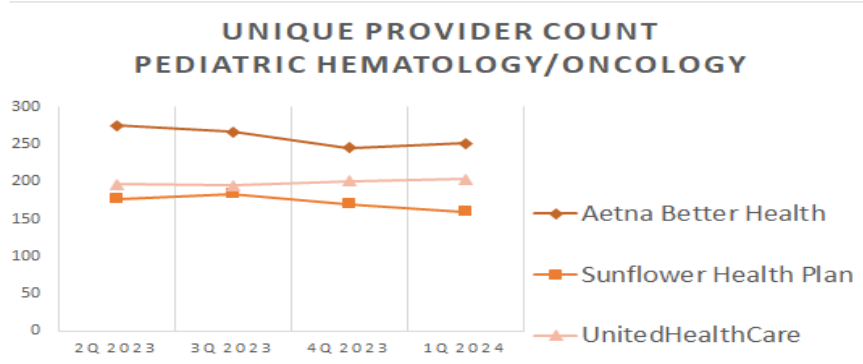
Pediatric General Surgery (Border State)
 144 providers at 120 locations
 ● All providers
 ● 50 mile radius

Pediatric General Surgery (Densely Settled/Rural/Frontier)

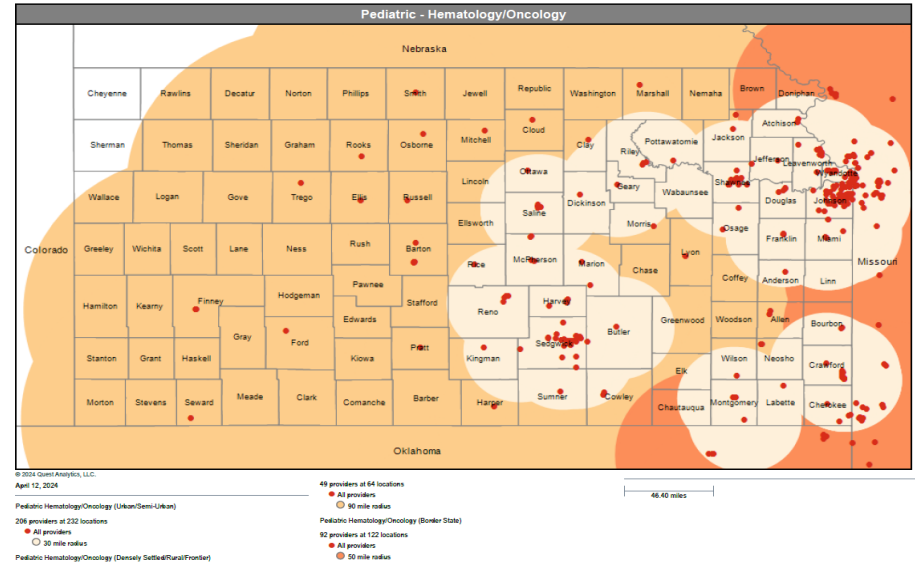
Hematology/Oncology

Quarterly Unique Provider Count

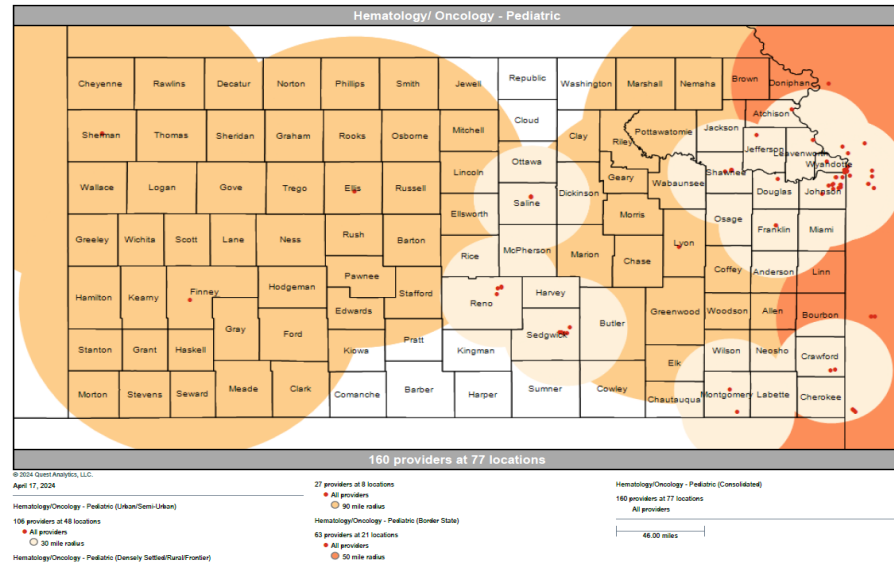
	2Q 2023	3Q 2023	4Q 2023	1Q 2024
Aetna Better Health	275	267	245	251
Sunflower Health Plan	177	184	170	160
UnitedHealthCare	197	195	201	203



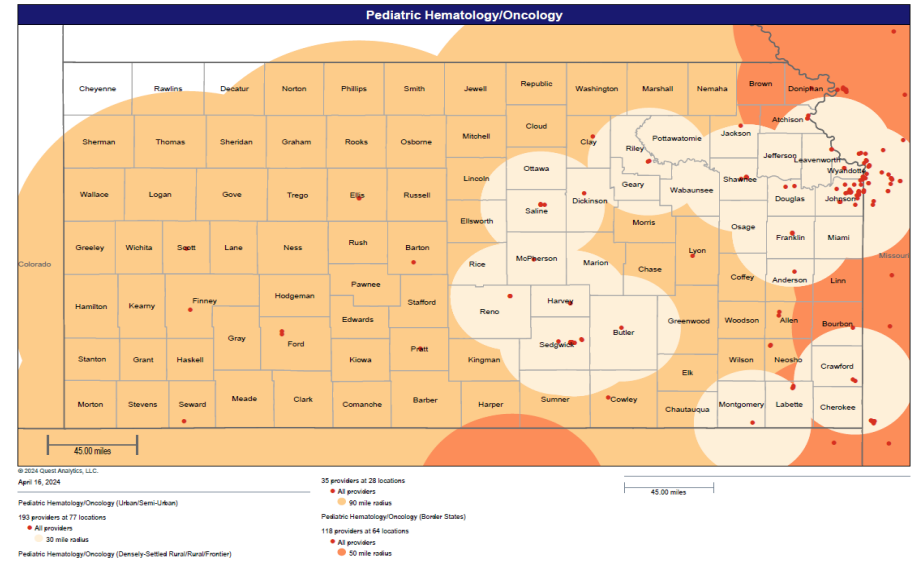
Aetna Better Health



Sunflower Health Plan



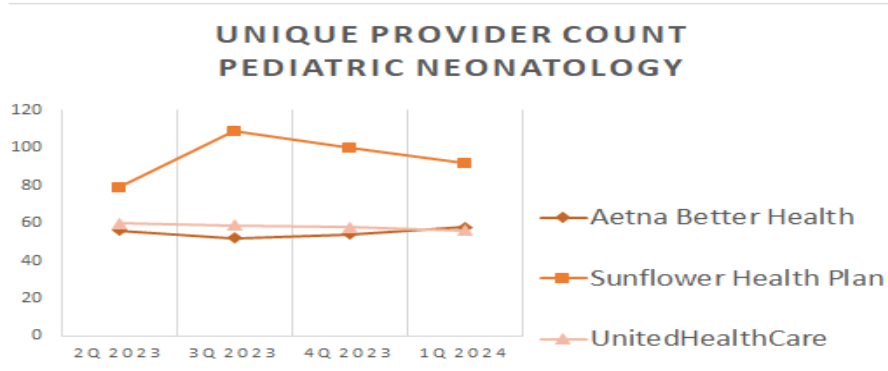
UnitedHealthcare



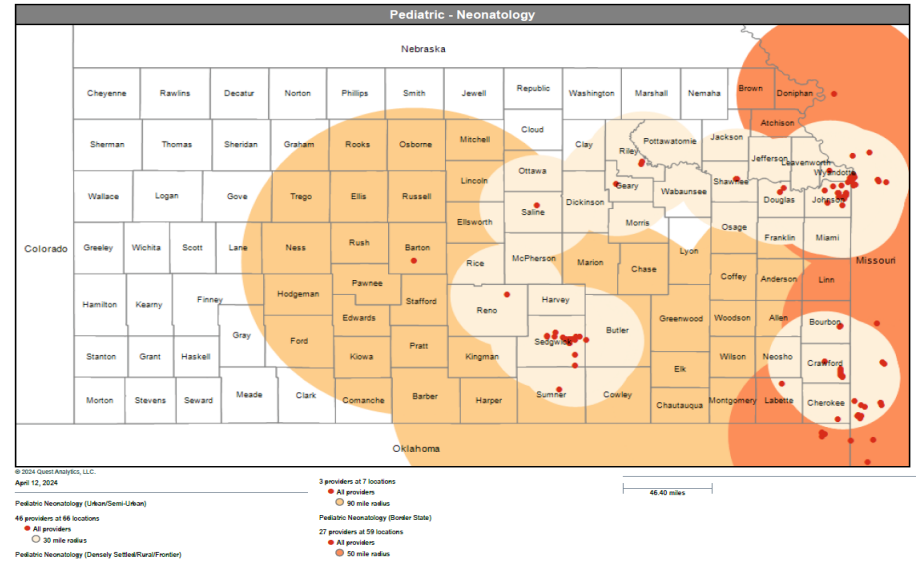
Neonatology

Quarterly Unique Provider Count

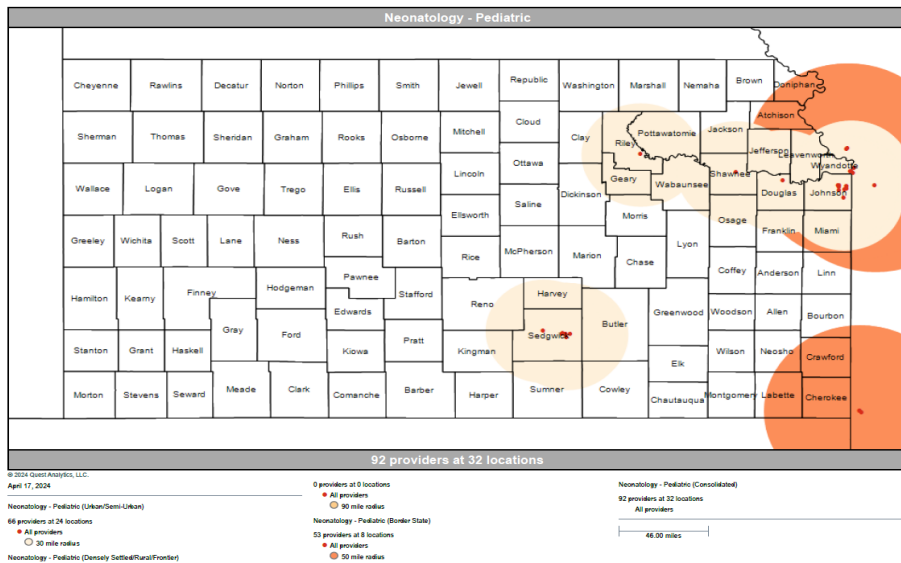
	2Q 2023	3Q 2023	4Q 2023	1Q 2024
Aetna Better Health	56	52	54	58
Sunflower Health Plan	79	109	100	92
UnitedHealthCare	60	59	58	56



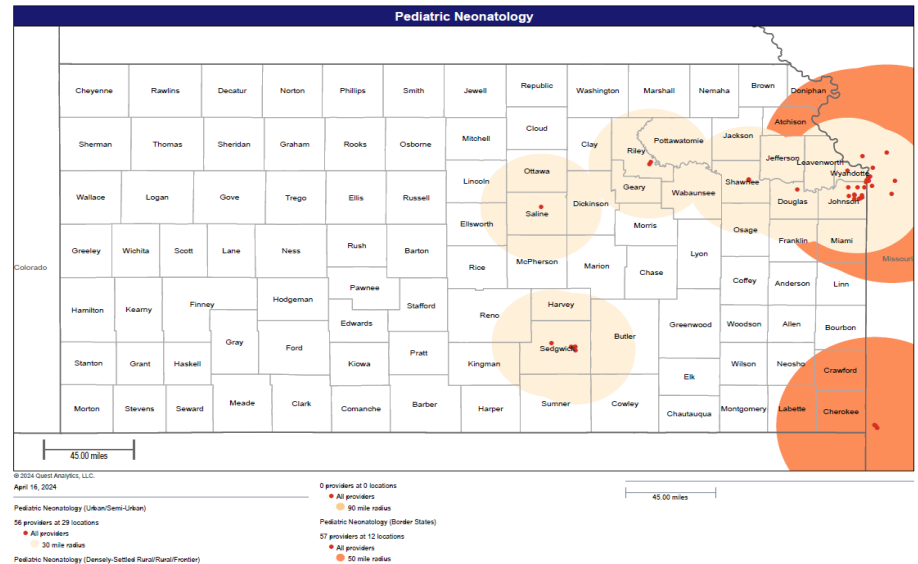
Aetna Better Health



Sunflower Health Plan



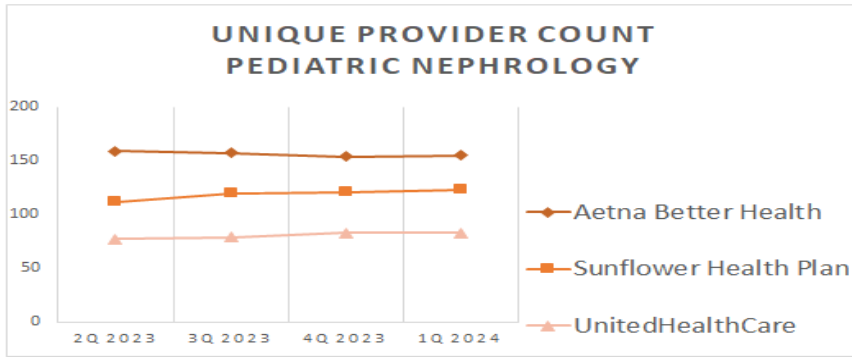
UnitedHealthcare



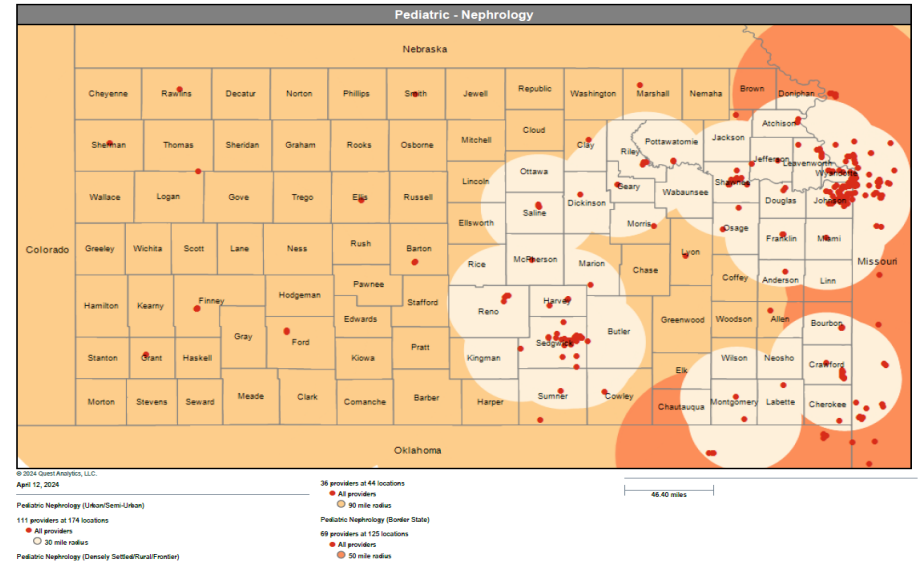
Nephrology

Quarterly Unique Provider Count

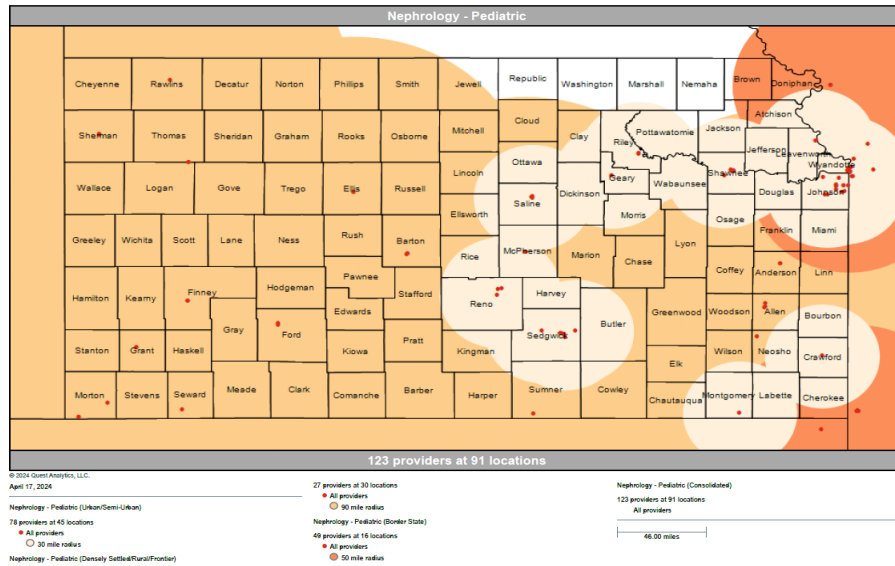
	2Q 2023	3Q 2023	4Q 2023	1Q 2024
Aetna Better Health	159	157	154	155
Sunflower Health Plan	112	120	121	123
UnitedHealthCare	77	79	83	83



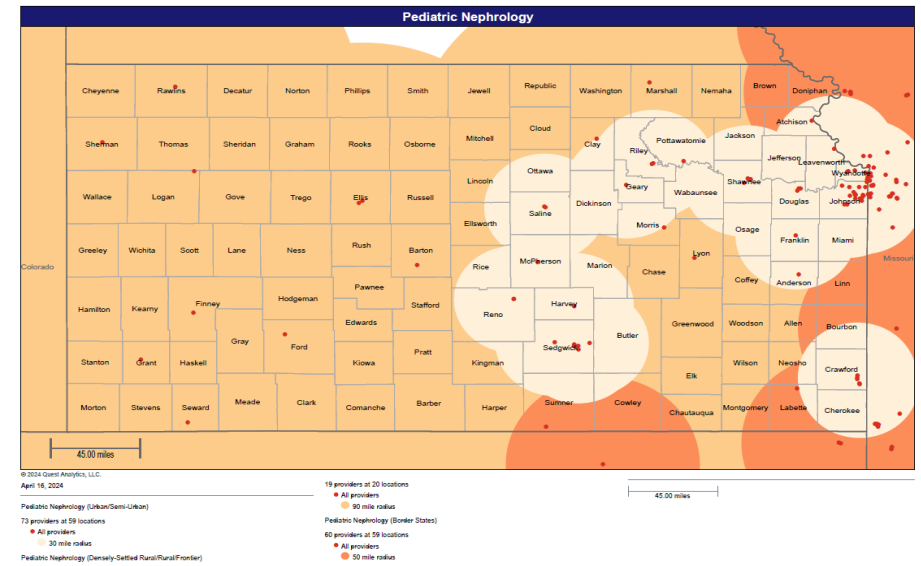
Aetna Better Health



Sunflower Health Plan



UnitedHealthcare

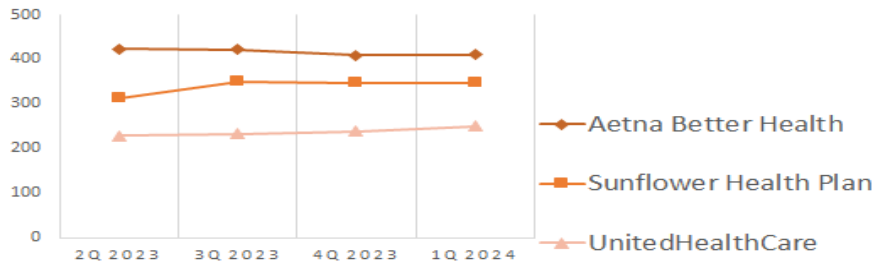


Neurology

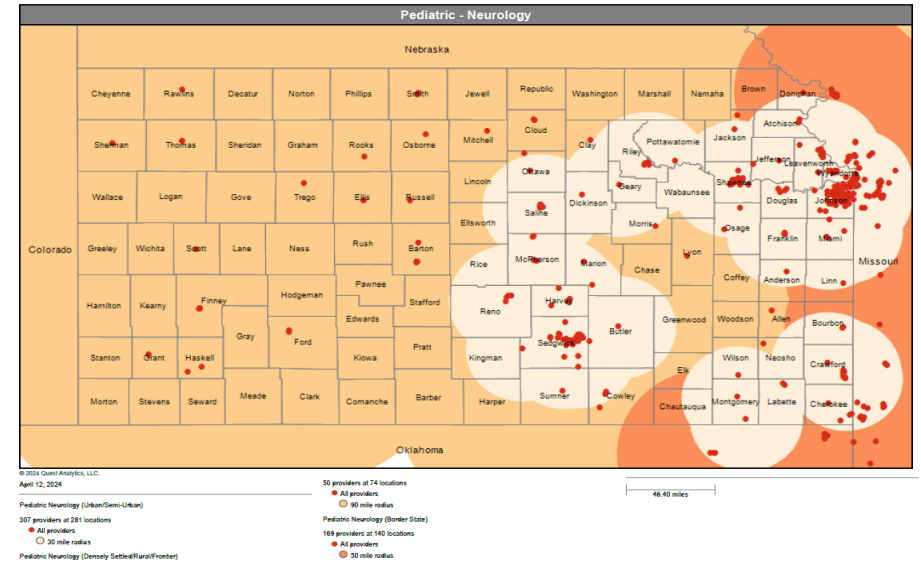
Quarterly Unique Provider Count

	2Q 2023	3Q 2023	4Q 2023	1Q 2024
Aetna Better Health	423	422	409	410
Sunflower Health Plan	314	350	347	348
UnitedHealthCare	229	233	239	251

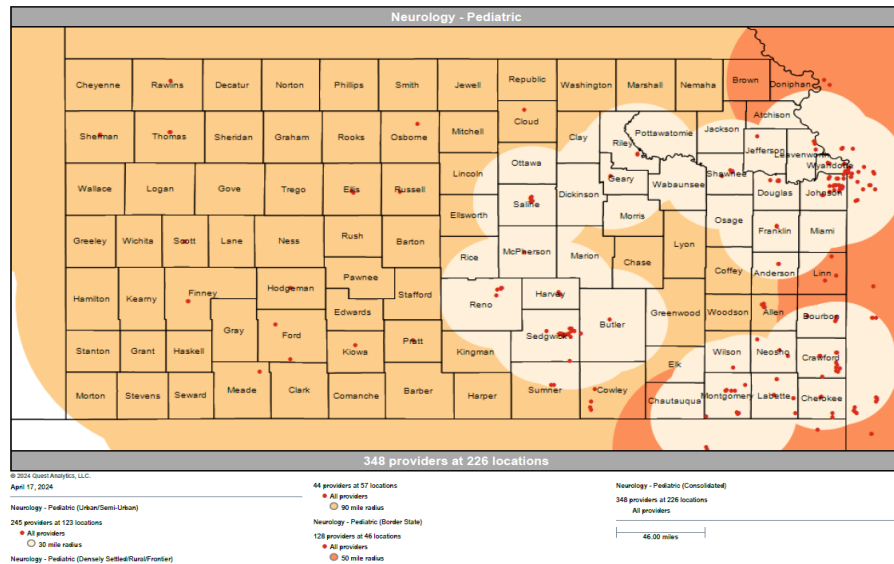
UNIQUE PROVIDER COUNT
PEDIATRIC NEUROLOGY



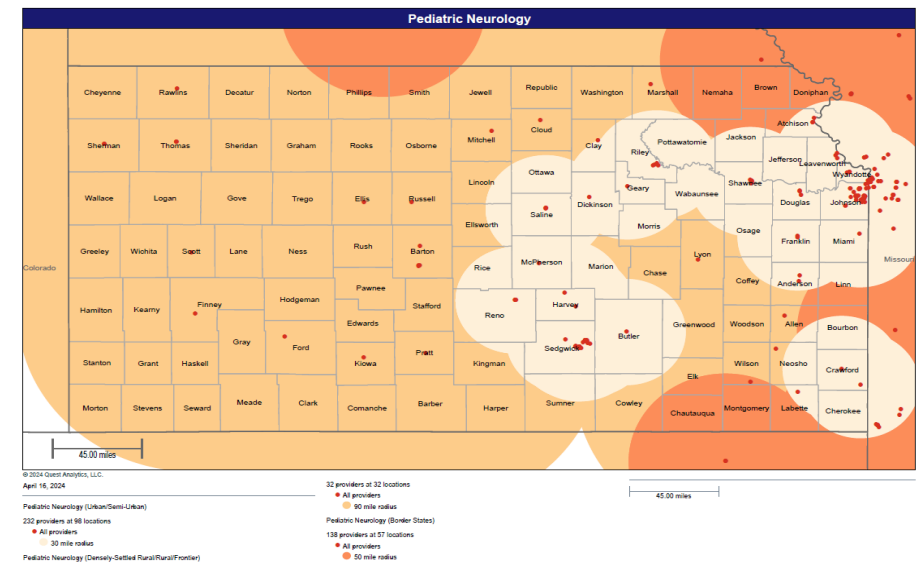
Aetna Better Health



Sunflower Health Plan



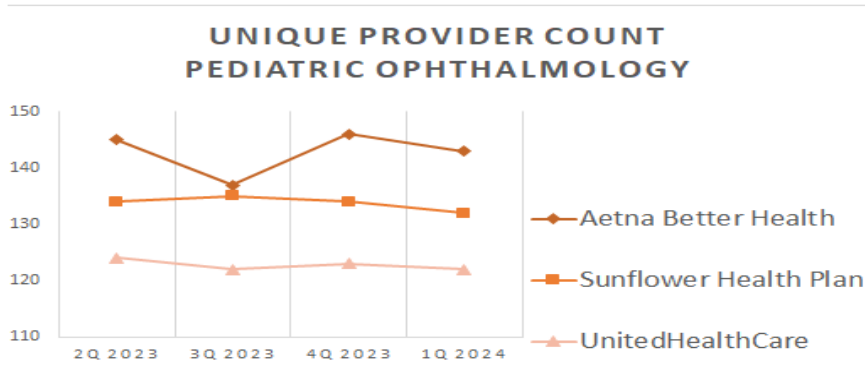
UnitedHealthcare



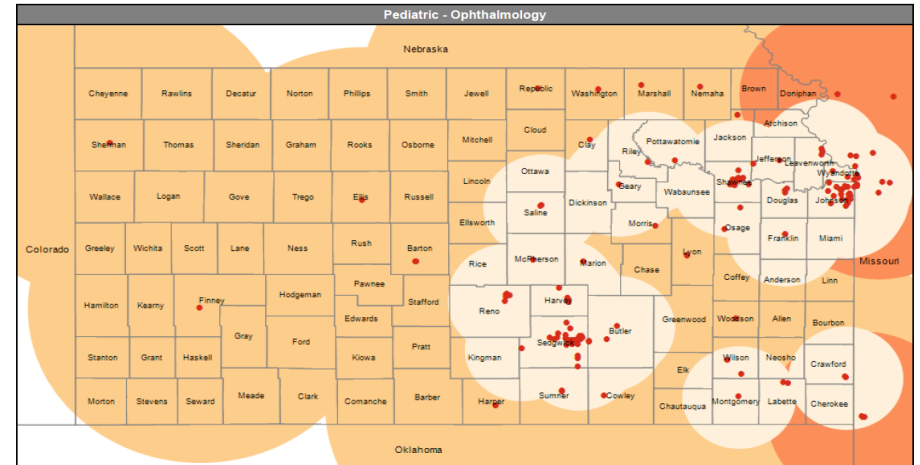
Ophthalmology

Quarterly Unique Provider Count

	2Q 2023	3Q 2023	4Q 2023	1Q 2024
Aetna Better Health	145	137	146	143
Sunflower Health Plan	134	135	134	132
UnitedHealthCare	124	122	123	122



Aetna Better Health

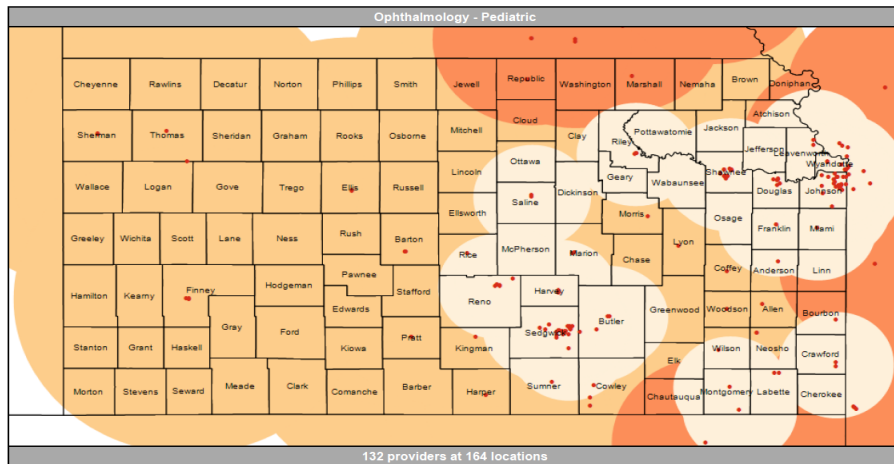


© 2024 Qval Analytics, LLC
April 12, 2024
Pediatric Ophthalmology (Libon/Semi-Libon)
113 providers at 127 locations
All providers
30 mile radius
50 mile radius

Pediatric Ophthalmology (Borler State)
34 providers at 20 locations
All providers
30 mile radius
50 mile radius

Pediatric Ophthalmology (Densely Settled/Rural/Frontier)
60 providers at 34 locations
All providers
30 mile radius
50 mile radius

Sunflower Health Plan

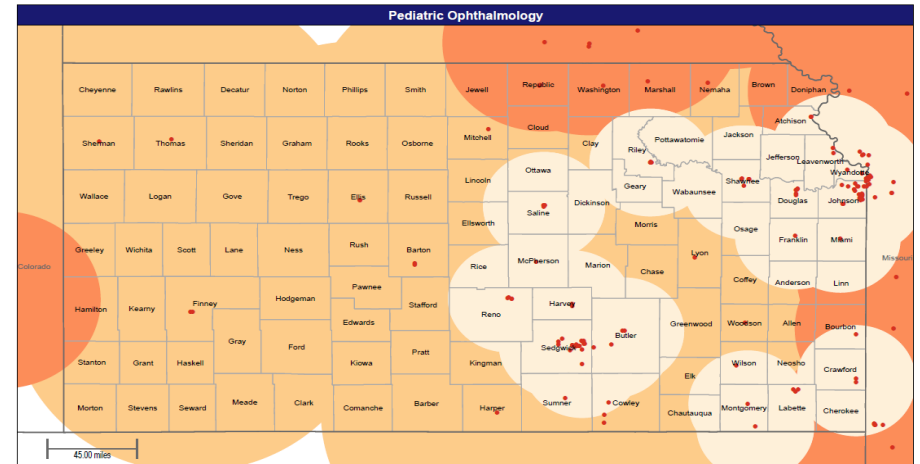


© 2024 Qval Analytics, LLC
April 17, 2024
Ophthalmology - Pediatric (Libon/Semi-Libon)
106 providers at 100 locations
All providers
30 mile radius
50 mile radius

Ophthalmology - Pediatric (Borler State)
41 providers at 27 locations
All providers
30 mile radius
50 mile radius

Ophthalmology - Pediatric (Densely Settled/Rural/Frontier)
132 providers at 164 locations
All providers
30 mile radius
50 mile radius

UnitedHealthcare



© 2024 Qval Analytics, LLC
April 16, 2024
Pediatric Ophthalmology (Libon/Semi-Libon)
106 providers at 89 locations
All providers
30 mile radius
50 mile radius

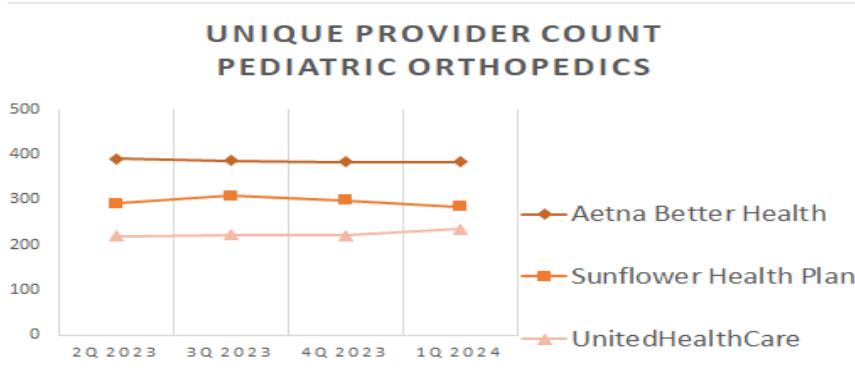
Pediatric Ophthalmology (Borler State)
43 providers at 29 locations
All providers
30 mile radius
50 mile radius

Pediatric Ophthalmology (Densely Settled/Rural/Frontier)
45 providers at 35 locations
All providers
30 mile radius
50 mile radius

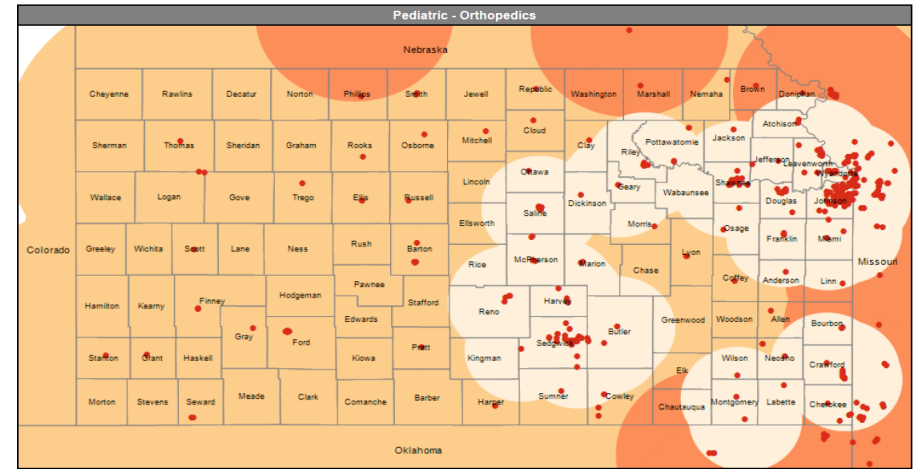
Orthopedics

Quarterly Unique Provider Count

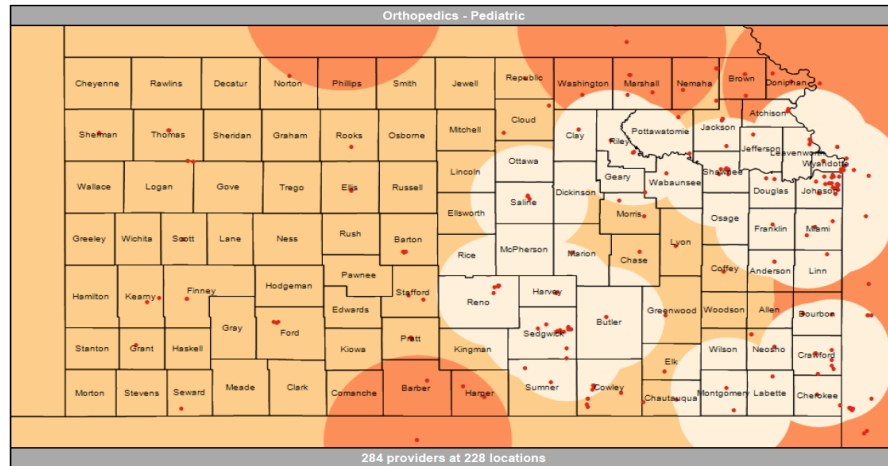
	2Q 2023	3Q 2023	4Q 2023	1Q 2024
Aetna Better Health	391	387	384	383
Sunflower Health Plan	291	308	299	284
UnitedHealthCare	219	222	220	235



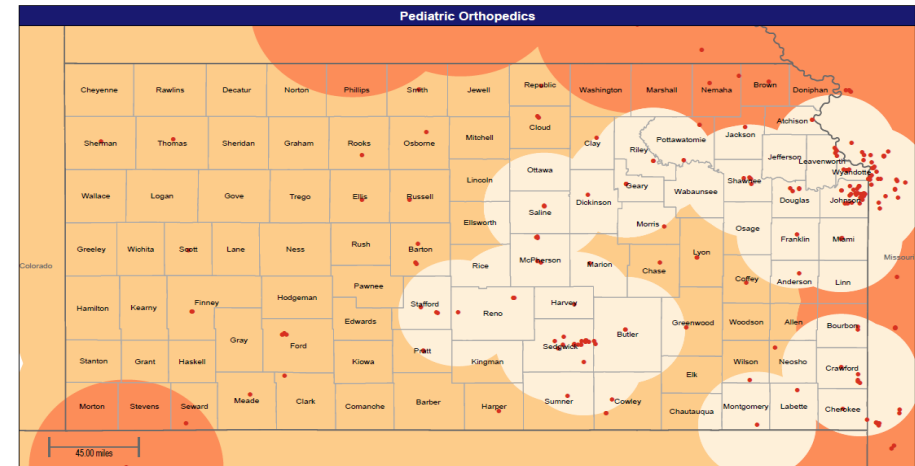
Aetna Better Health



Sunflower Health Plan



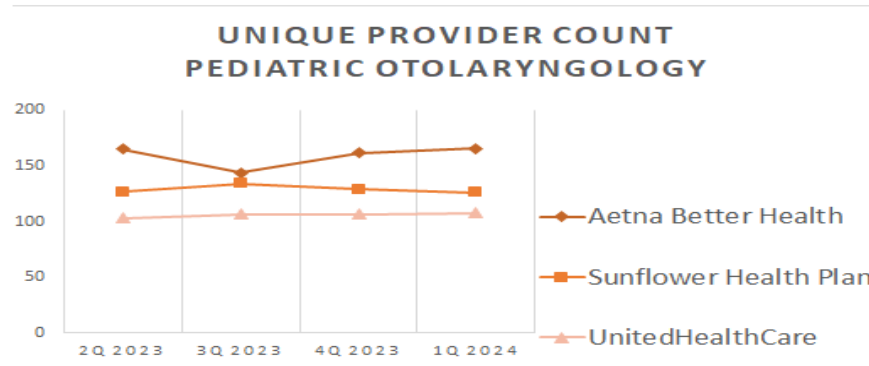
UnitedHealthCare



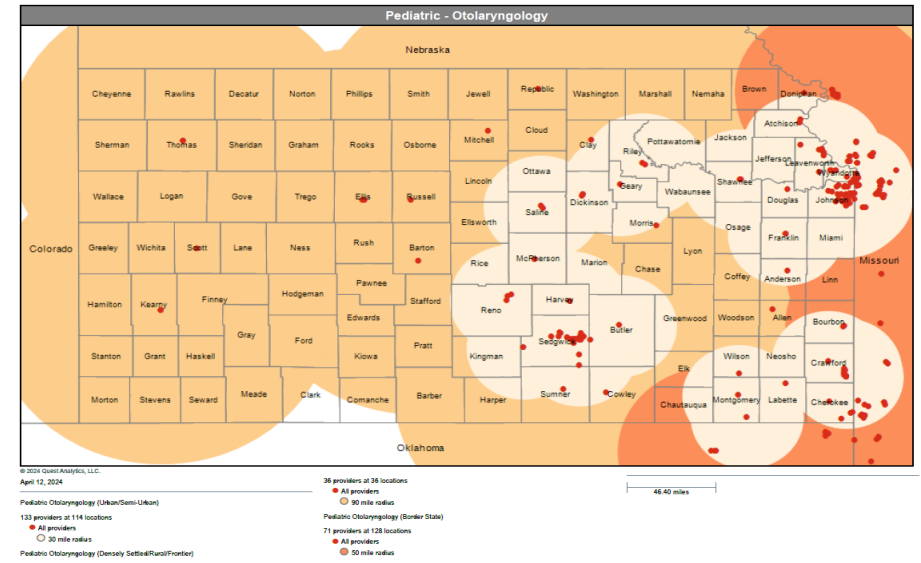
Otolaryngology

Quarterly Unique Provider Count

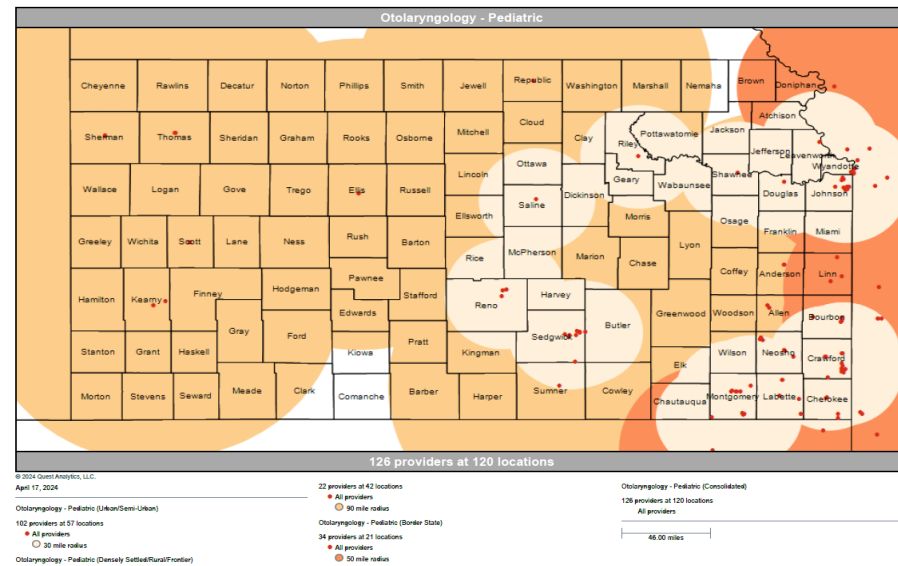
	2Q 2023	3Q 2023	4Q 2023	1Q 2024
Aetna Better Health	165	144	162	166
Sunflower Health Plan	127	134	129	126
UnitedHealthCare	103	107	107	108



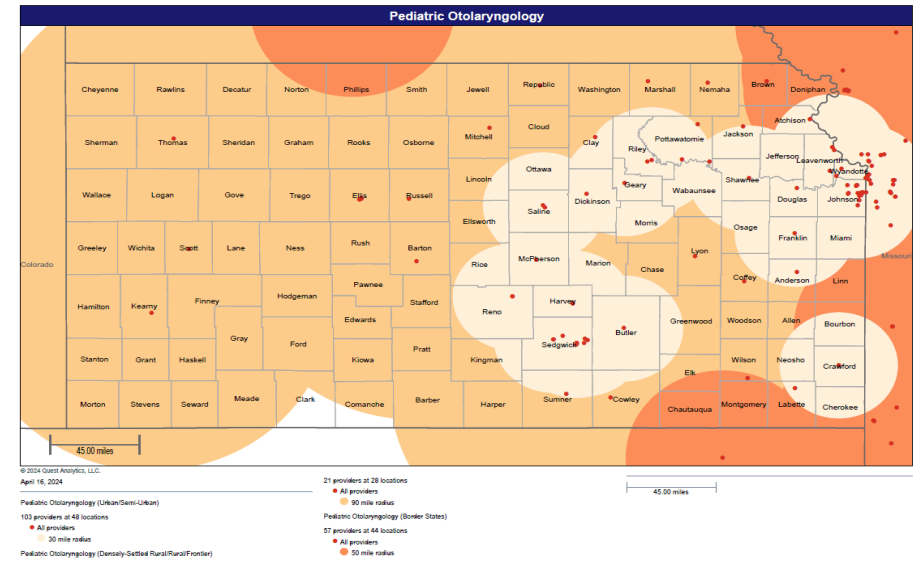
Aetna Better Health



Sunflower Health Plan

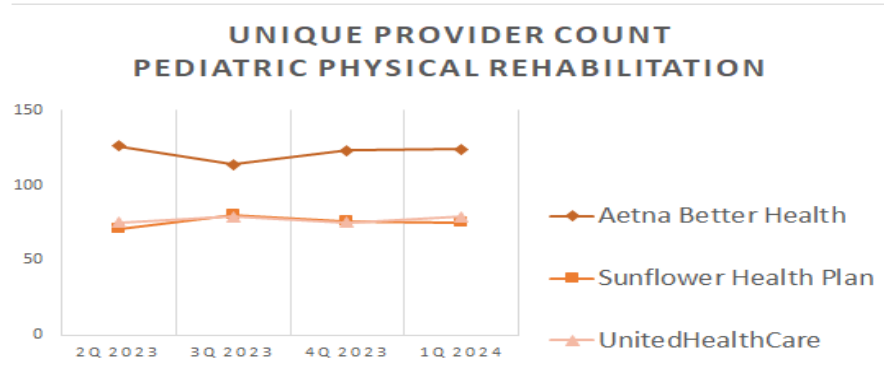


UnitedHealthCare

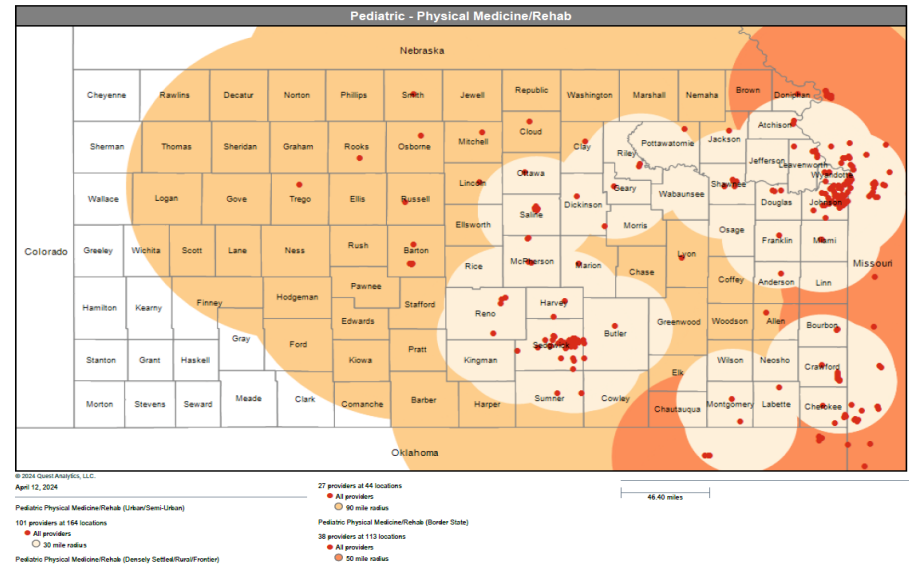


Physical Medicine/Rehab Quarterly Unique Provider Count

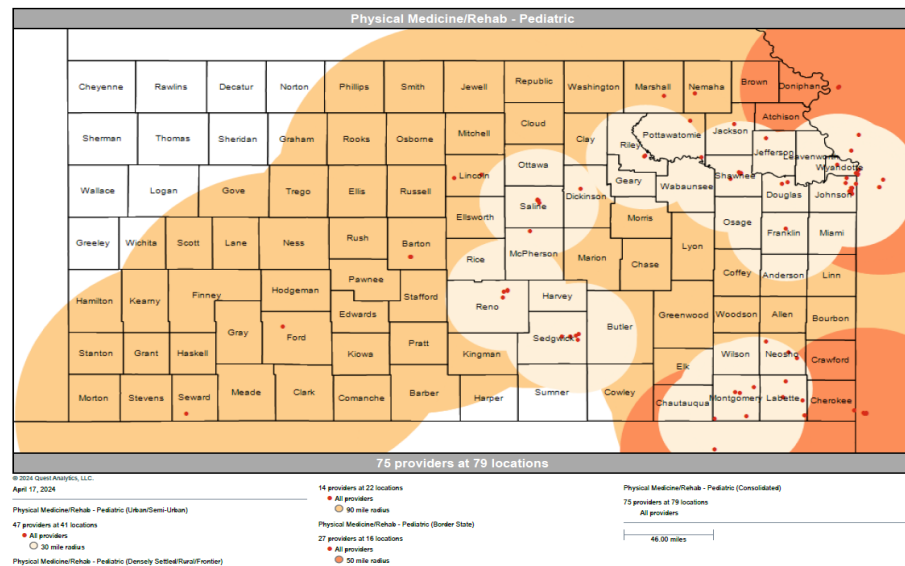
	2Q 2023	3Q 2023	4Q 2023	1Q 2024
Aetna Better Health	126	114	123	124
Sunflower Health Plan	71	80	76	75
UnitedHealthCare	75	79	75	79



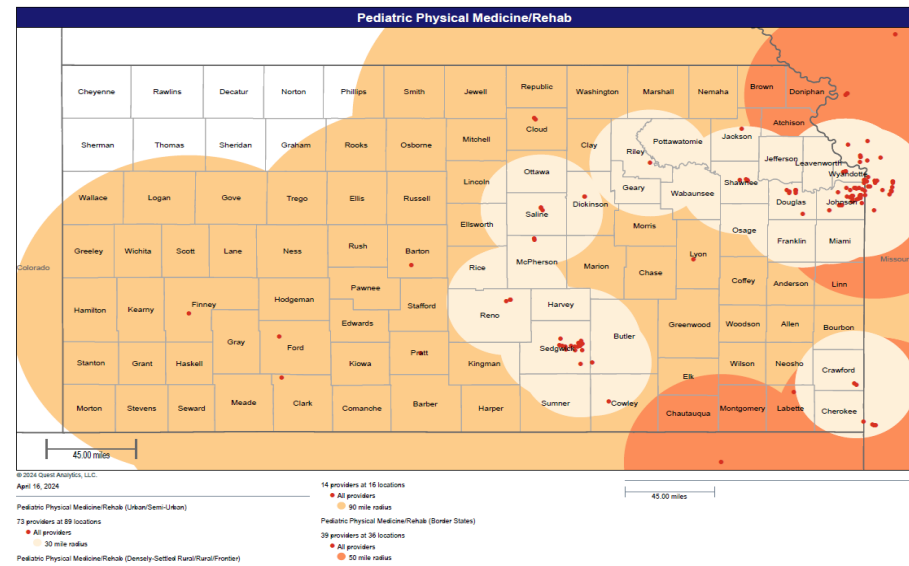
Aetna Better Health



Sunflower Health Plan

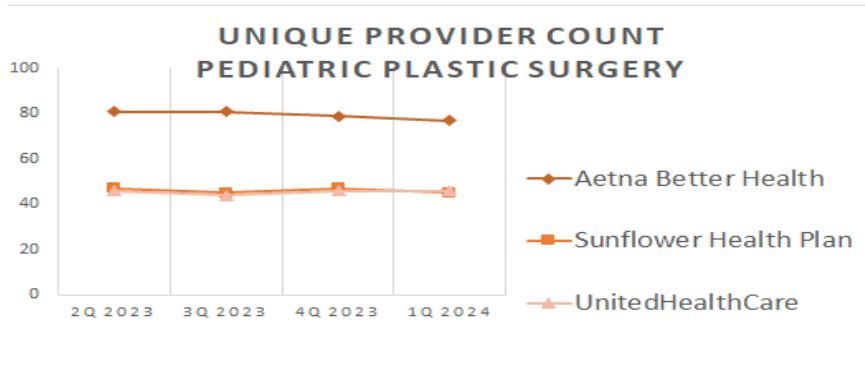


UnitedHealthcare

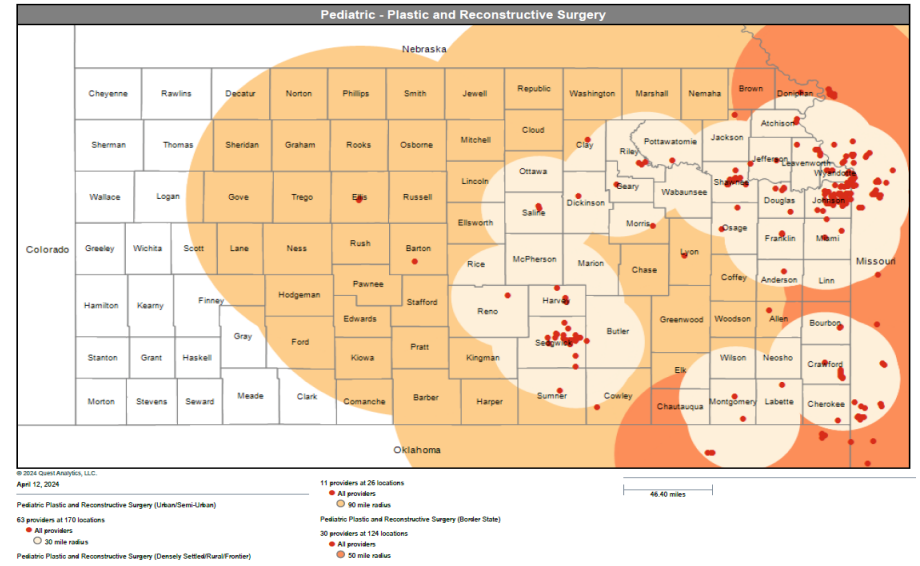


Plastic & Reconstructive Surgery Quarterly Unique Provider Count

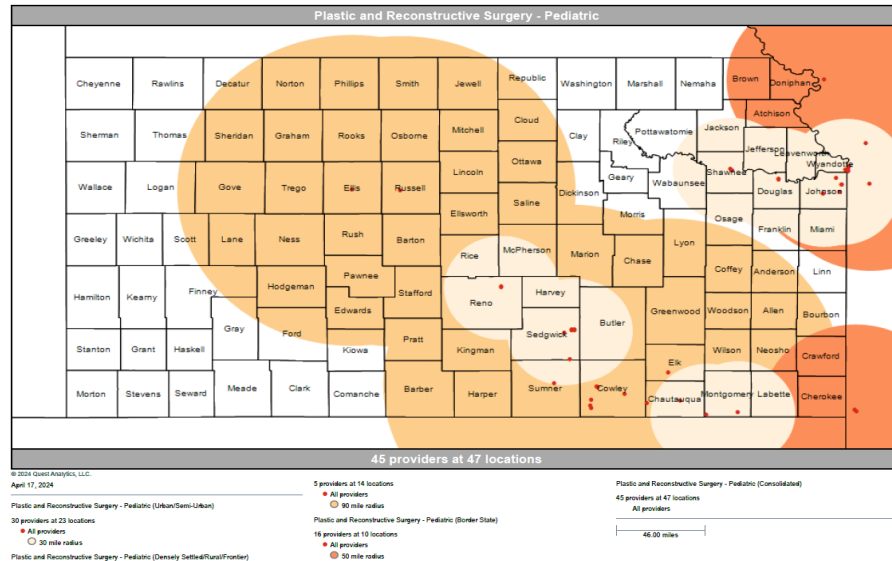
	2Q 2023	3Q 2023	4Q 2023	1Q 2024
Aetna Better Health	81	81	79	77
Sunflower Health Plan	47	45	47	45
UnitedHealthCare	46	44	46	46



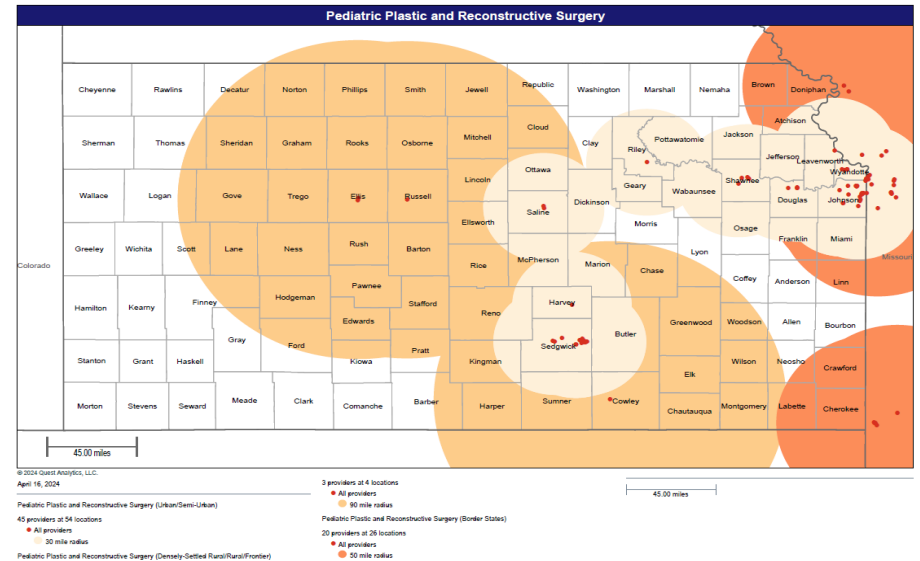
Aetna Better Health



Sunflower Health Plan



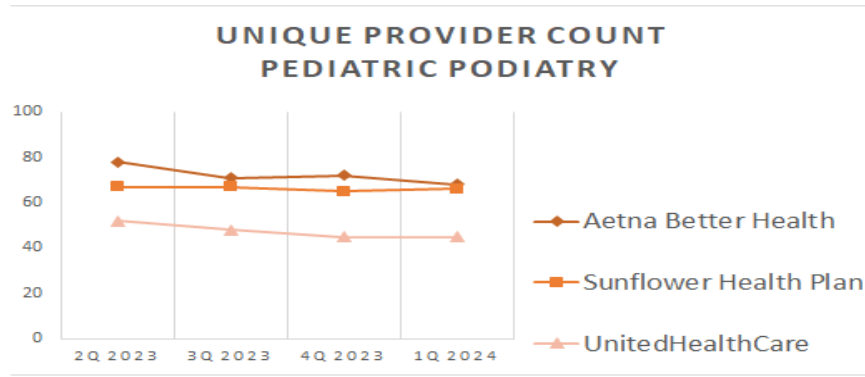
UnitedHealthcare



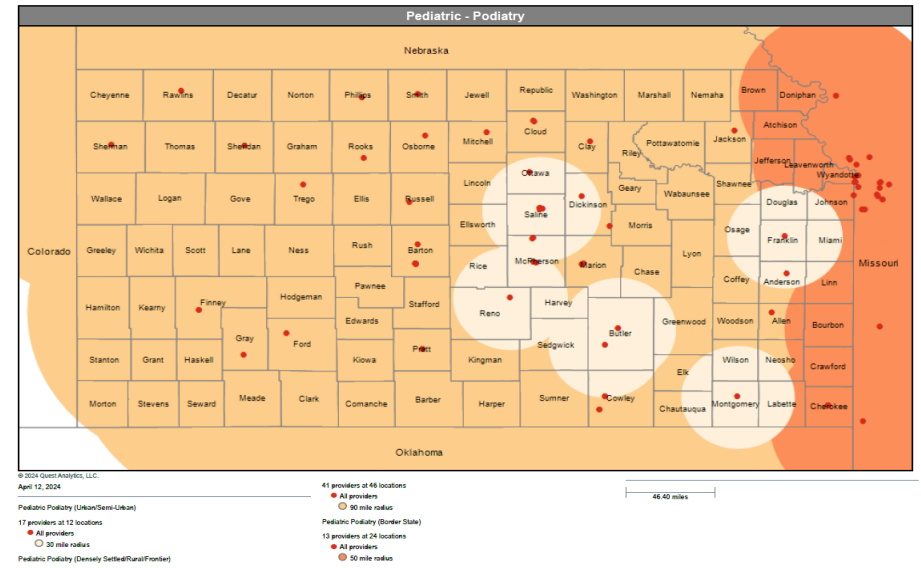
Podiatry

Quarterly Unique Provider Count

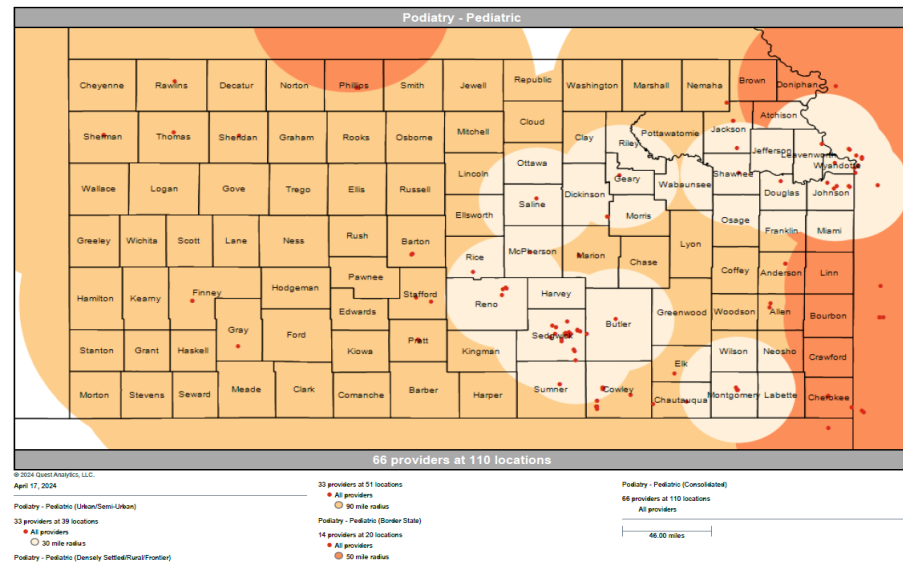
	2Q 2023	3Q 2023	4Q 2023	1Q 2024
Aetna Better Health	78	71	72	68
Sunflower Health Plan	67	67	65	66
UnitedHealthCare	52	48	45	45



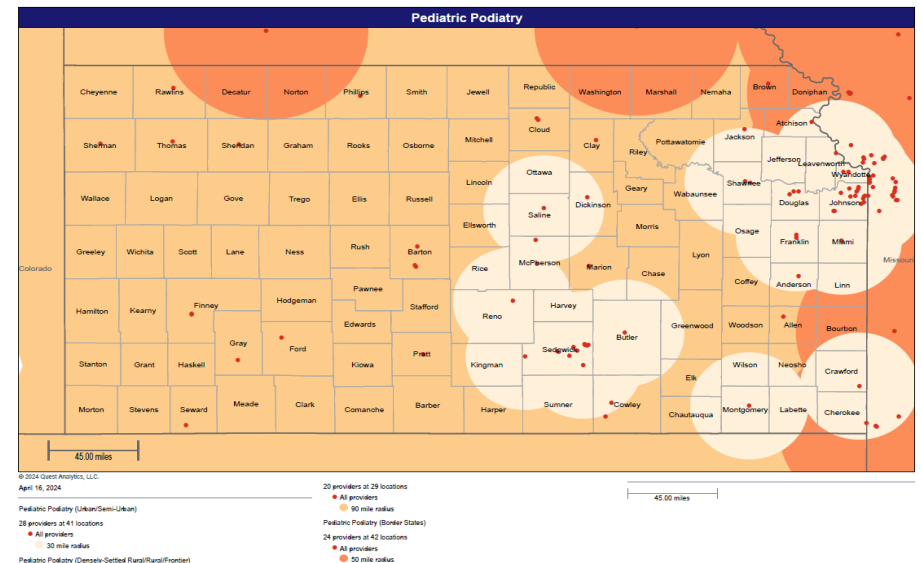
Aetna Better Health



Sunflower Health Plan



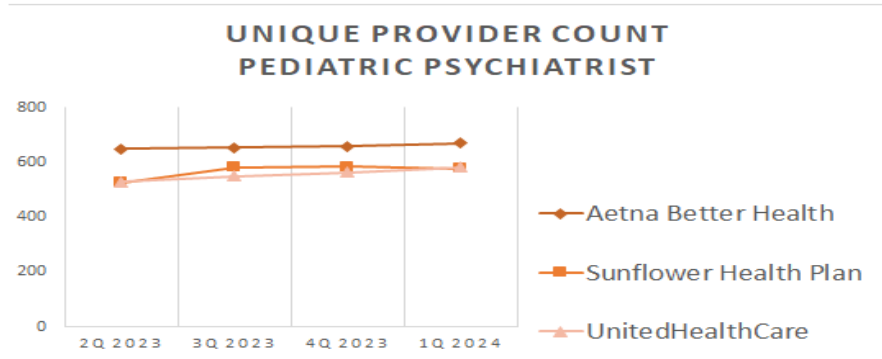
UnitedHealthCare



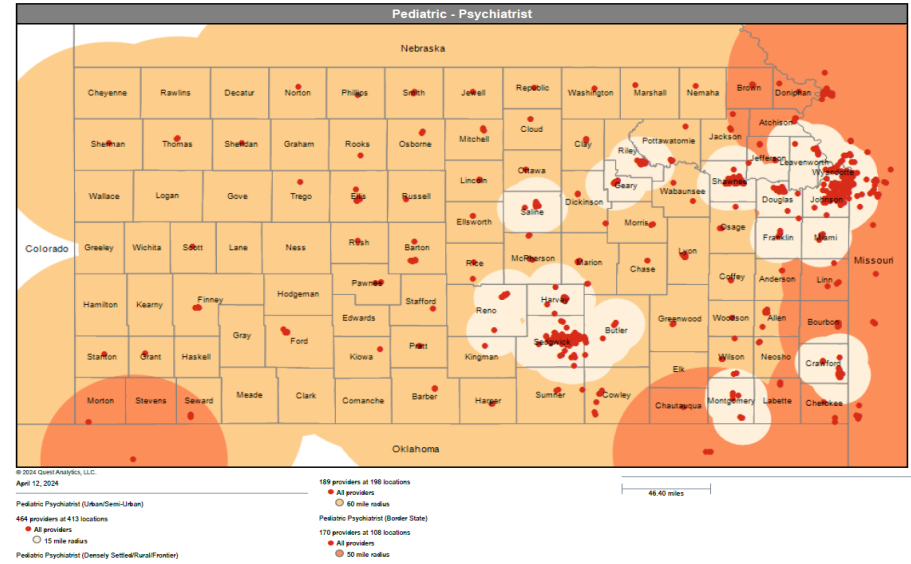
Psychiatrist

Quarterly Unique Provider Count

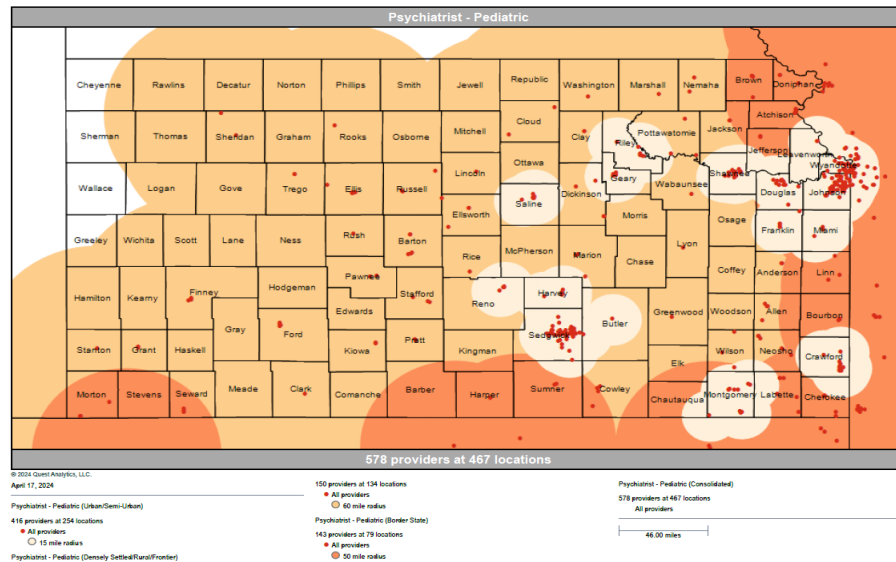
	2Q 2023	3Q 2023	4Q 2023	1Q 2024
Aetna Better Health	649	655	658	671
Sunflower Health Plan	528	582	584	578
UnitedHealthCare	529	551	563	583



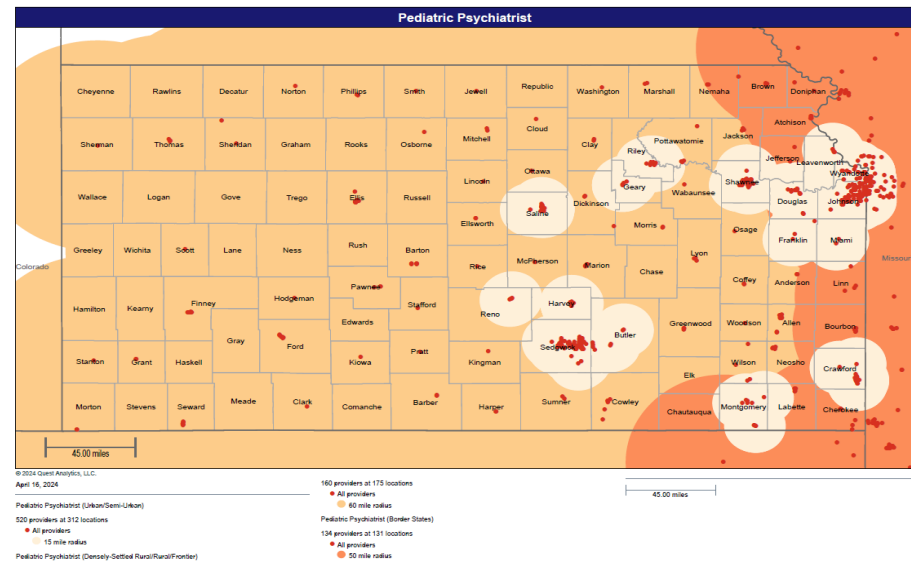
Aetna Better Health



Sunflower Health Plan



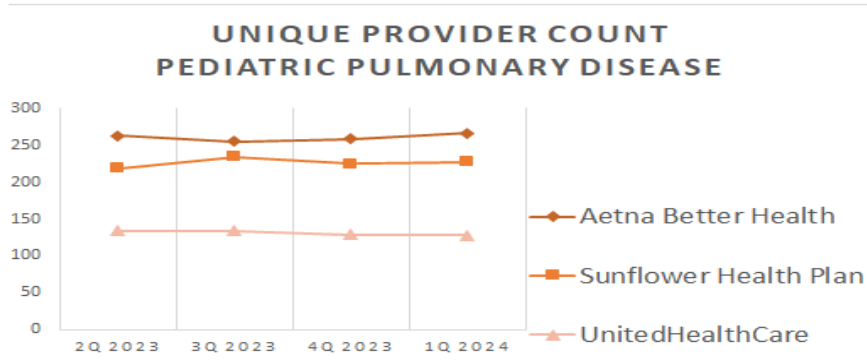
UnitedHealthCare



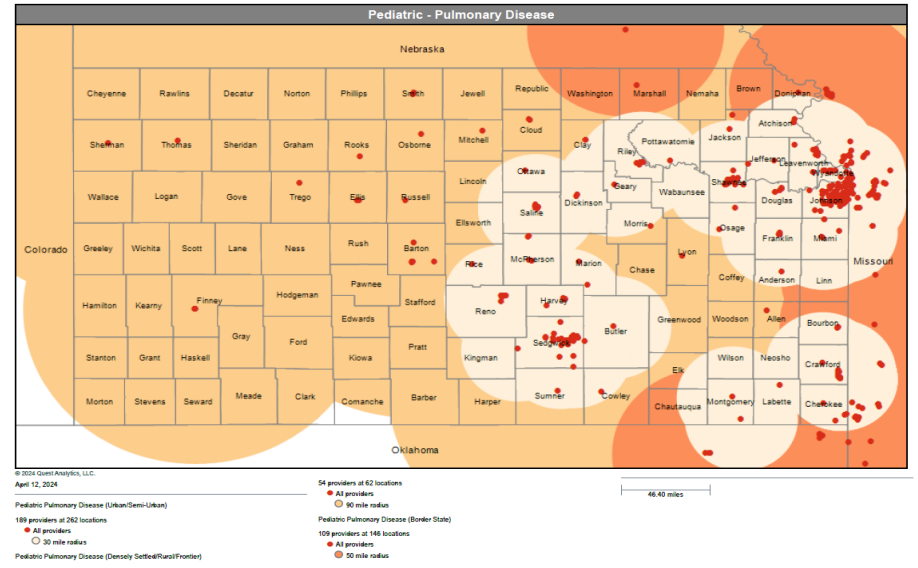
Pulmonary Disease

Quarterly Unique Provider Count

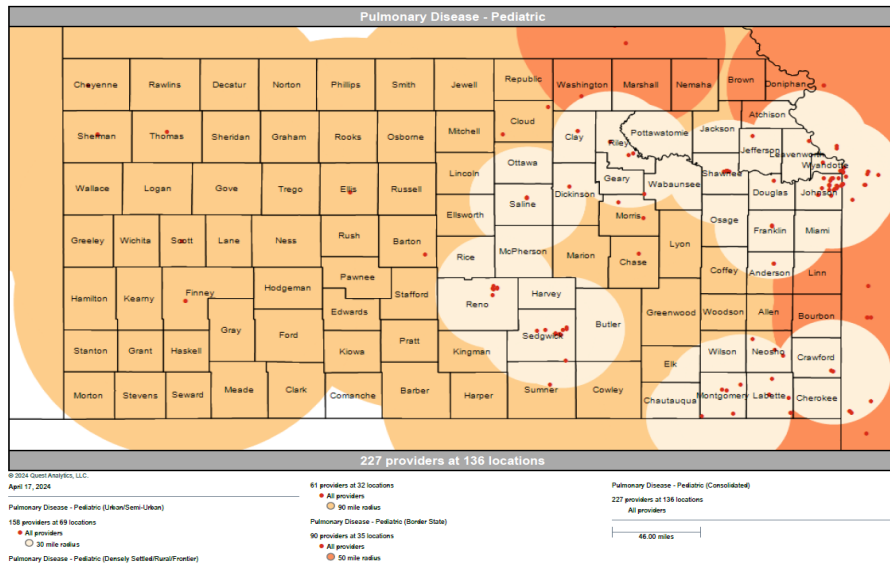
	2Q 2023	3Q 2023	4Q 2023	1Q 2024
Aetna Better Health	263	255	259	266
Sunflower Health Plan	219	234	225	227
UnitedHealthCare	134	134	129	128



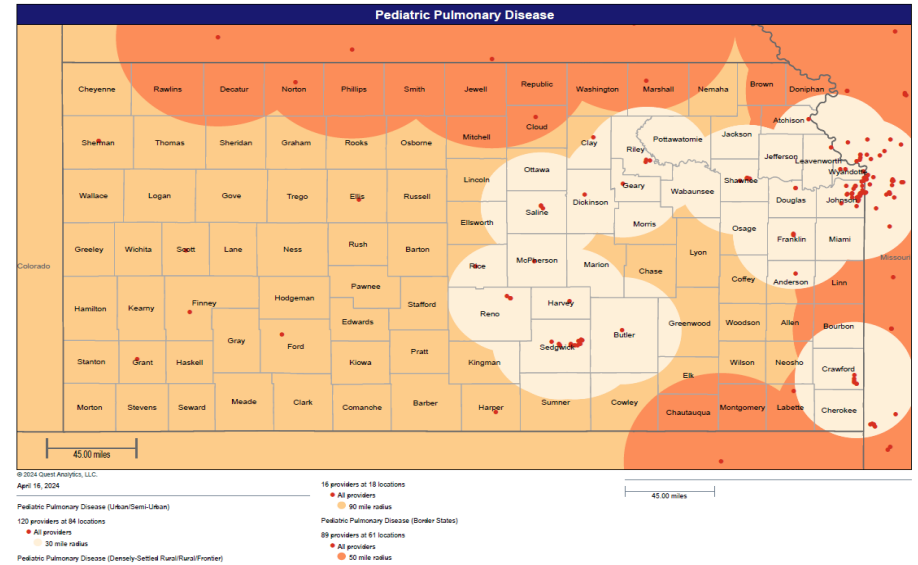
Aetna Better Health



Sunflower Health Plan



UnitedHealthCare

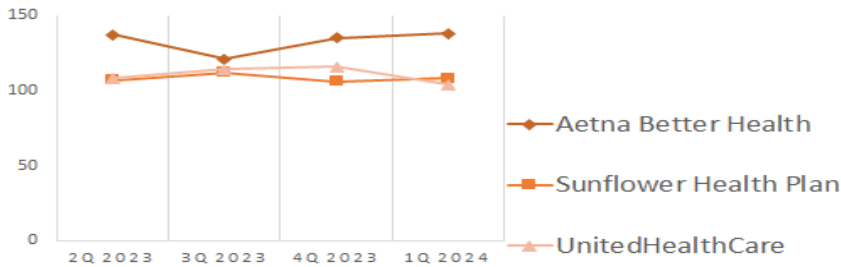


Urology

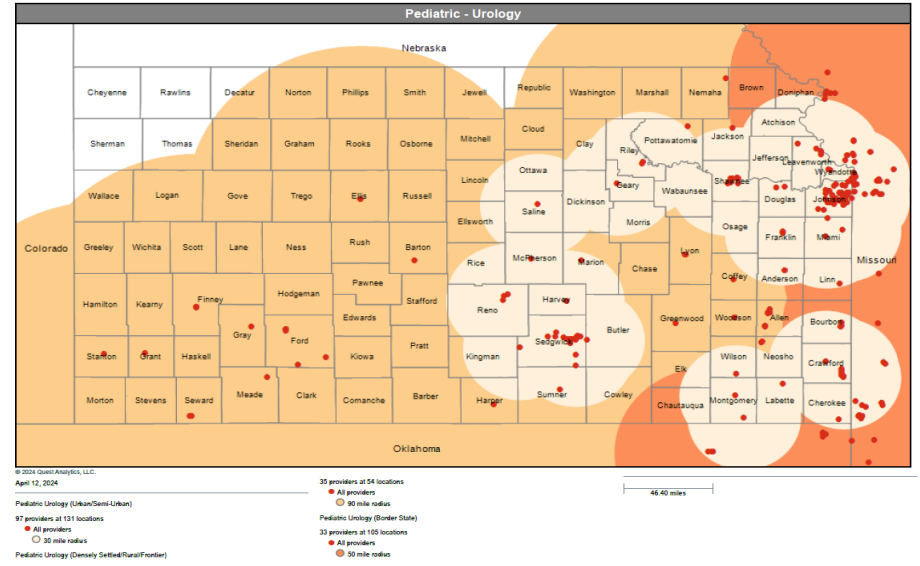
Quarterly Unique Provider Count

	2Q 2023	3Q 2023	4Q 2023	1Q 2024
Aetna Better Health	137	121	135	138
Sunflower Health Plan	107	112	106	108
UnitedHealthCare	108	114	116	104

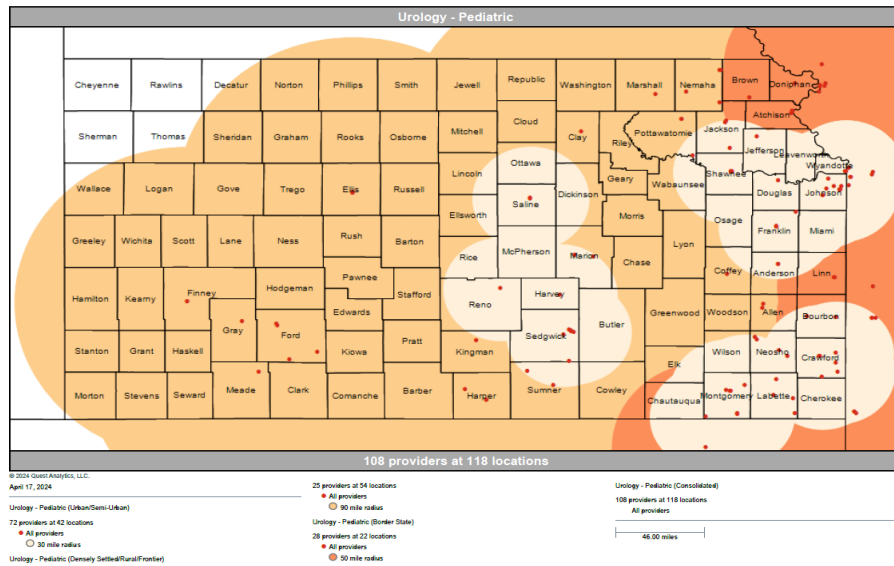
UNIQUE PROVIDER COUNT
PEDIATRIC UROLOGY



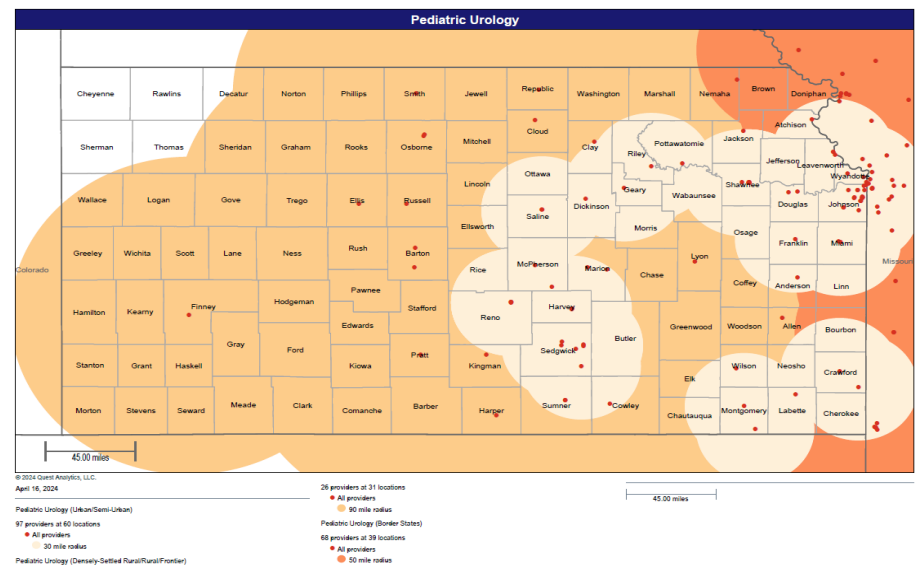
Aetna Better Health



Sunflower Health Plan



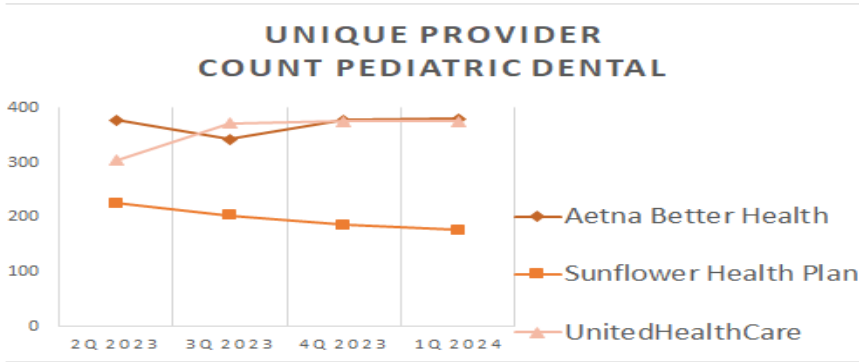
UnitedHealthCare



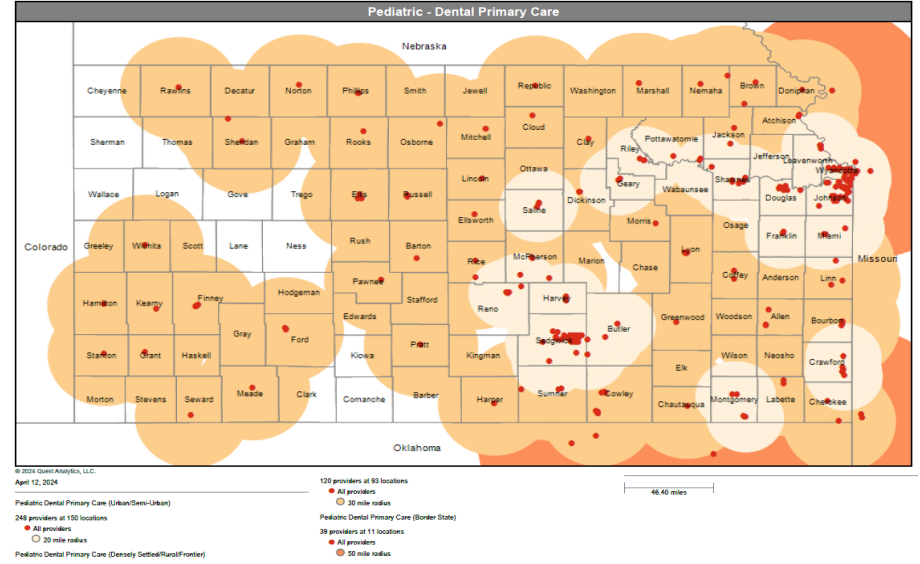
Dental Primary Care

Quarterly Unique Provider Count

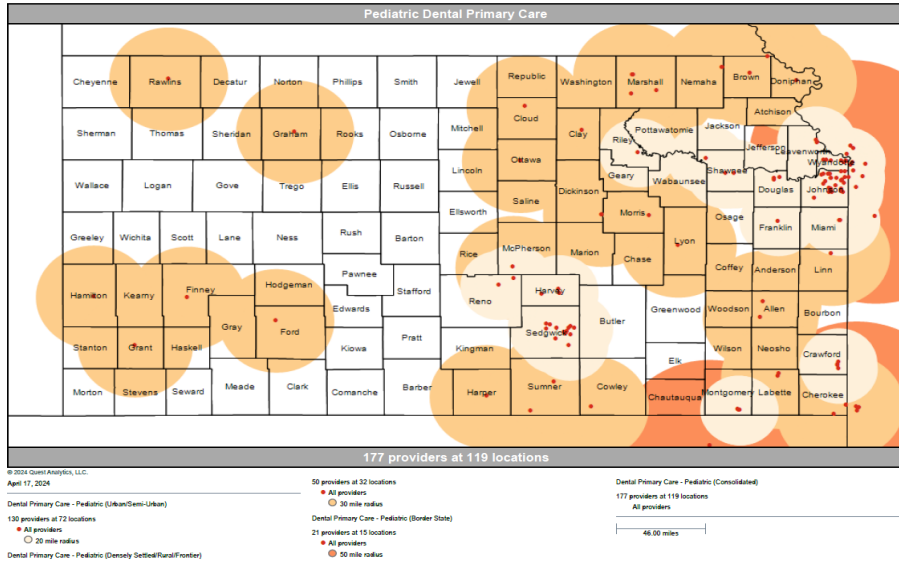
	2Q 2023	3Q 2023	4Q 2023	1Q 2024
Aetna Better Health	378	343	378	380
Sunflower Health Plan	226	204	186	177
UnitedHealthCare	304	372	375	375



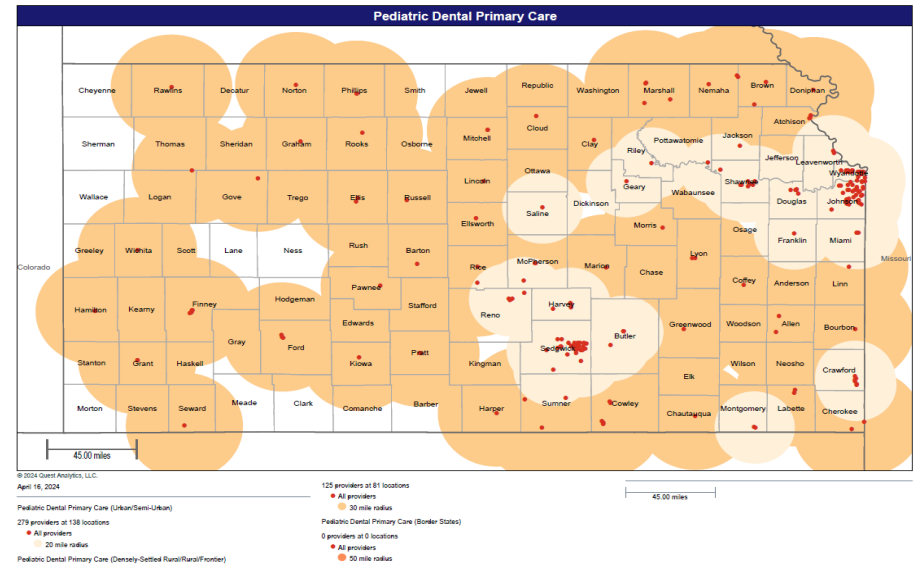
Aetna Better Health



Sunflower Health Plan



UnitedHealthcare



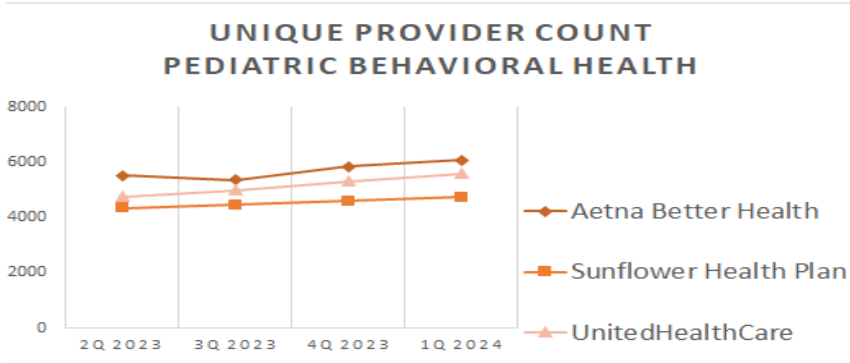


KanCare Managed Care Organization Network Access As of April 1, 2024

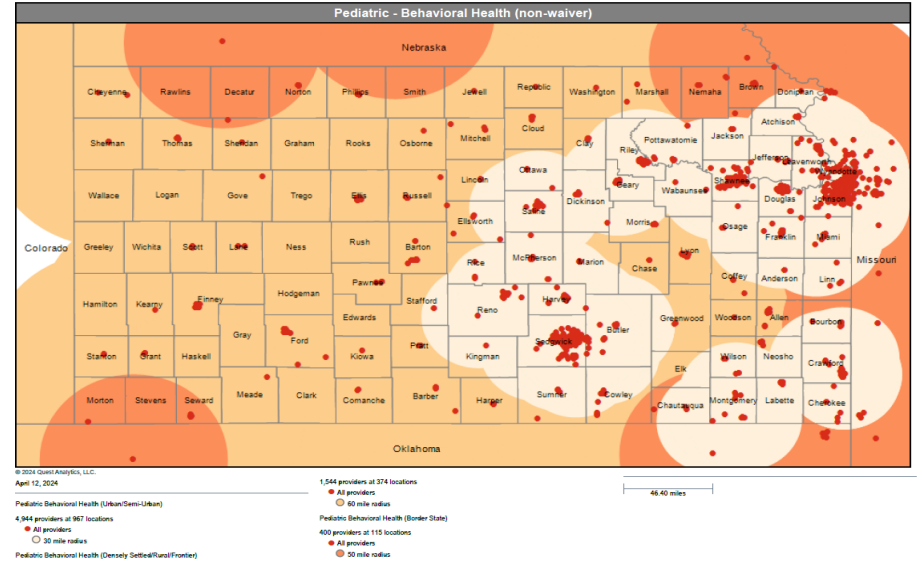
Behavioral Health

Quarterly Unique Provider Count

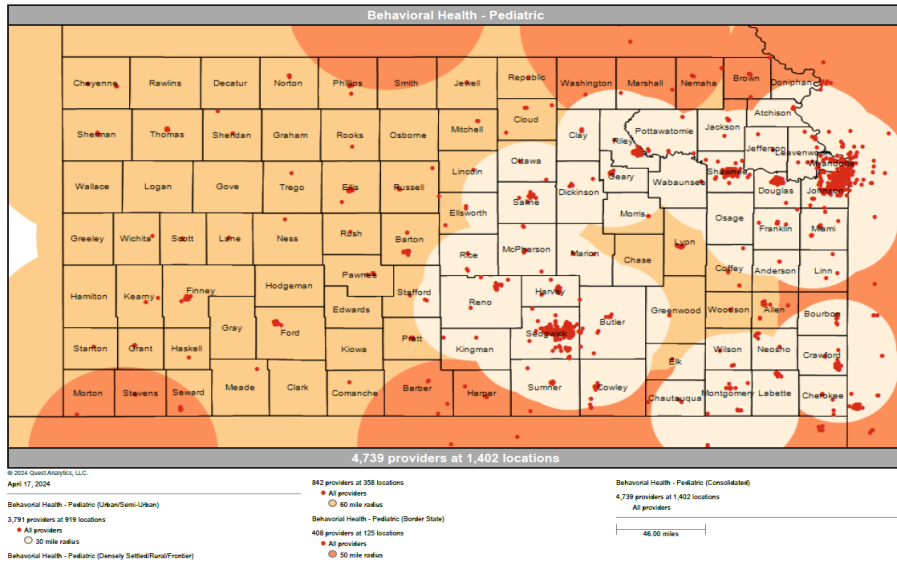
	2Q 2023	3Q 2023	4Q 2023	1Q 2024
Aetna Better Health	5522	5361	5836	6080
Sunflower Health Plan	4333	4462	4594	4739
UnitedHealthCare	4754	4996	5318	5584



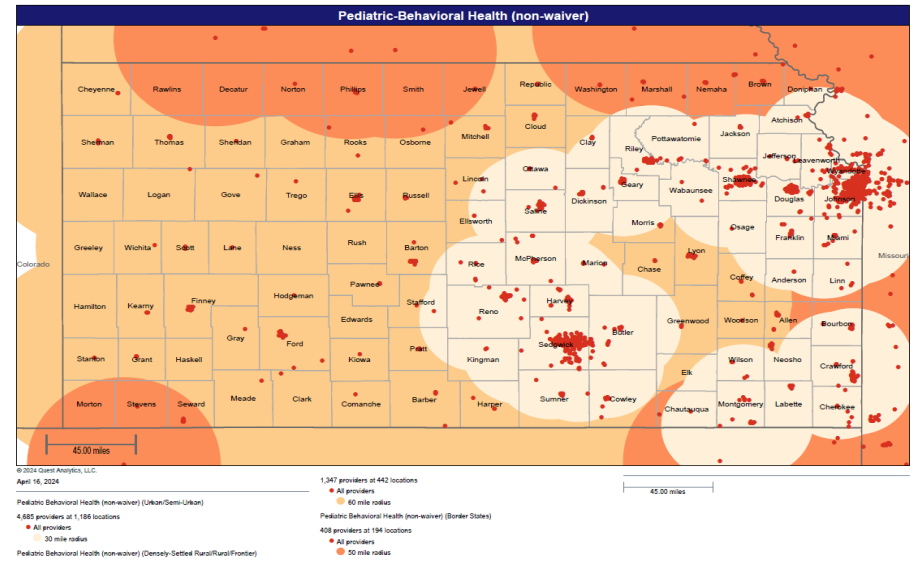
Aetna Better Health



Sunflower Health Plan



UnitedHealthcare





KanCare Managed Care Organization

Network Access As of April 1, 2024

Description of Provider Types and Specialties

Provider Type/Specialty	Description
Primary Care Provider (PCP)	<p>All KanCare members will select or be assigned to a PCP. The KanCare MCOs contract with PCPs to provide, to their members, primary care services including:</p> <ul style="list-style-type: none"> • Basic diagnosis and treatment of common illnesses and medical conditions • Counseling and education on safe health behaviors, self-care skills, treatment options, and preventive services • Referrals to specialists for treatment and management of more complex conditions <p>Family practitioners, general practitioners, internists, pediatricians, OB/GYNs, and other types of providers contracted to fulfill this purpose, may function as PCPs. In addition, physician assistants and nurse practitioners supporting the types of physicians listed above may function as PCPs. The access standard for urban and semi-urban counties is that a PCP be available within 20 miles of the member's residence. For rural and frontier counties, a PCP should be available within 30 miles of the member's residence.</p>
Allergy	<p>Allergists are doctors who specialize in diagnosis, treatment and management of allergies, asthma and immunologic disorders. The KanCare MCOs contract with allergists to provide these services to their members. The access standard for urban and semi-urban counties is that an allergist be available within 25 miles of the member's residence. For rural and frontier counties, an allergist should be available within 100 miles of the member's residence.</p>
Cardiology	<p>Cardiologists are doctors who specialize in diagnosing and treating diseases or conditions of the heart and blood vessels—the cardiovascular system. The KanCare MCOs contract with cardiologists and cardiovascular surgeons to provide these services to their members. The access standard for urban and semi-urban counties is that a cardiologist be available within 25 miles of the member's residence. For rural and frontier counties, a cardiologist should be available within 100 miles of the member's residence.</p>
Dermatology	<p>Dermatologists are doctors who specialize in diagnosis, treatment, and prevention of skin diseases or skin cancers. The KanCare MCOs contract with dermatologists to provide these services to their members. The access standard for urban and semi-urban counties is that a dermatologist be available within 25 miles of the member's residence. For rural and frontier counties, a dermatologist should be available within 100 miles of the member's residence.</p>
Internal Medicine	<p>Physicians specializing in internal medicine, internists, deal with the prevention, diagnosis, and treatment of adult diseases. The access standard for urban and semi-urban counties is that an internist be available within 25 miles of the member's residence. For rural and frontier counties, an internist should be available within 100 miles of the member's residence.</p>
Gastroenterology	<p>Gastroenterologists are doctors who specialize in diseases of the digestive tract. The KanCare MCOs contract with gastroenterologists to provide these services to their members. The access standard for urban and semi-urban counties is that a gastroenterologist be available within 25 miles of the member's residence. For rural and frontier counties, a gastroenterologist should be available within 100 miles of the member's residence.</p>
General Surgery	<p>A general surgeon is a physician who has been educated and trained in the diagnosis and preoperative, operative, and postoperative management of patient care. The KanCare MCOs contract with general surgeons to provide these services to their members. The access standard for urban and semi-urban counties is that a general surgeon be available within 25 miles of the member's residence. For rural and frontier counties, a general surgeon should be available within 100 miles of the member's residence.</p>
Hematology/Oncology	<p>Hematologists are doctors who specialize in diagnosis, treatment, and management of blood disorders. The KanCare MCOs contract with hematologists to provide these services to their members. The access standard for urban and semi-urban counties is that a hematologist be available within 25 miles of the member's residence. For rural and frontier counties, a hematologist should be available within 100 miles of the member's residence.</p>



KanCare Managed Care Organization Network Access As of April 1, 2024

Neonatology	Neonatologists are doctors who specialize in the treatment of newborn infants—especially premature and ill infants. The KanCare MCOs contract with neonatologists to provide these services to their members. The access standard for urban and semi-urban counties is that a neonatologist be available within 25 miles of the member’s residence. For rural and frontier counties, a neonatologist should be available within 100 miles of the member’s residence.
Nephrology	Nephrologists are doctors who specialize in diagnosis and management of kidney diseases. The KanCare MCOs contract with nephrologists to provide these services to their members. The access standard for urban and semi-urban counties is that a nephrologist be available within 25 miles of the member’s residence. For rural and frontier counties, a nephrologist should be available within 100 miles of the member’s residence.
Neurology	Neurologists are doctors who specialize in diagnosis and treatment of disorders of the nervous system. The KanCare MCOs contract with neurologists to provide these services to their members. The access standard for urban and semi-urban counties is that a neurologist be available within 25 miles of the member’s residence. For rural and frontier counties, a neurologist should be available within 100 miles of the member’s residence.
Neurosurgery	Neurosurgeons are doctors who specialize in brain and spinal surgery. The KanCare MCOs contract with neurosurgeons to provide these services to their members. The access standard for urban and semi-urban counties is that a neurosurgeon be available within 25 miles of the member’s residence. For rural and frontier counties, a neurosurgeon should be available within 100 miles of the member’s residence.
OB/GYN	An obstetrician/gynecologist (OB/GYN) is a physician who both delivers babies and treats diseases of the female reproductive organs. The KanCare MCOs contract with OB/GYNs, including specialists in maternal fetal medicine and certified nurse midwives, to provide these services to their members. The access standard for urban and semi-urban counties is that an OB/GYN be available within 15 miles of the member’s residence. For rural and frontier counties, an OB/GYN should be available within 60 miles of the member’s residence.
Ophthalmology	An ophthalmologist is a physician specializing in medical and surgical eye problems. Since ophthalmologists perform operations on eyes, they are both surgical and medical specialists. The KanCare MCOs contract with ophthalmologists to provide these services to their members. The access standard for urban and semi-urban counties is that an ophthalmologist be available within 25 miles of the member’s residence. For rural and frontier counties, an ophthalmologist should be available within 100 miles of the member’s residence.
Orthopedics	Orthopedists are doctors who specialize in disorders of the bones, ligaments, tendons and joints. The KanCare MCOs contract with orthopedists to provide these services to their members. The access standard for urban and semi-urban counties is that an orthopedist be available within 25 miles of the member’s residence. For rural and frontier counties, an orthopedist should be available within 100 miles of the member’s residence.
Otolaryngology	An otolaryngologist is a physician who specializes in the diagnosis and treatment of disorders of the head and neck. This specialty is more commonly known as ENT (ear, nose, and throat). The access standard for urban and semi-urban counties is that an otolaryngologist be available within 25 miles of the member’s residence. For rural and frontier counties, an otolaryngologist should be available within 100 miles of the member’s residence.
Physical Medicine/Rehab	Physical medicine and rehabilitation is an area of medicine that strives to restore and enhance function and quality of life to those with physical impairments or disabilities. A physician in this field, a physiatrist, specializes in restoring function to people with injuries to the muscles, bones, tissues, and nervous system (such as stroke patients). The access standard for urban and semi-urban counties is that a physiatrist be available within 25 miles of the member’s residence. For rural and frontier counties, a physiatrist should be available within 100 miles of the member’s residence.
Plastic & Reconstructive Surgery	A plastic surgeon specializes in the correction or restoration of form and function. Although cosmetic surgery is the most well-known type of plastic surgery, most plastic surgery is not cosmetic. Plastic surgeons deal with reconstructive surgery as well as the treatment of burns. The access standard for urban and semi-urban counties is that a plastic surgeon be available within 25 miles of the member’s residence. For rural and frontier counties, a plastic surgeon should be available within 100 miles of the member’s residence.



KanCare Managed Care Organization Network Access As of April 1, 2024

Podiatry	A podiatrist is a physician who specializes in the diagnosis and treatment of disorders of the foot, ankle, and lower extremities. The access standard for urban and semi-urban counties is that a podiatrist be available within 25 miles of the member's residence. For rural and frontier counties, a podiatrist should be available within 100 miles of the member's residence.
Psychiatrist	A psychiatrist is a physician who specializes in the prevention, diagnosis, and treatment of mental, addictive, and emotional disorders. The KanCare MCOs contract with psychiatrists to provide these services to their members. The access standard for urban and semi-urban counties is that a psychiatrist be available within 15 miles of the member's residence. For rural and frontier counties, a psychiatrist should be available within 60 miles of the member's residence.
Pulmonary Disease	A pulmonologist is a physician who diagnoses and treats diseases and conditions of the lungs and chest. Pulmonology often involves managing patients who need life support and mechanical ventilation. The access standard for urban and semi-urban counties is that a pulmonologist be available within 25 miles of the member's residence. For rural and frontier counties, a pulmonologist should be available within 100 miles of the member's residence.
Urology	Urology focuses on the urinary tract in males and females, and on the reproductive system in males. Urologists diagnose, treat, and manage patients with urological disorders. The organs covered by urology include the kidneys, ureters, urethra, urinary bladder, adrenal gland and the male reproductive organs. The access standard for urban and semi-urban counties is that a urologist be available within 25 miles of the member's residence. For rural and frontier counties, a urologist should be available within 100 miles of the member's residence.
Hospital	Hospitals are healthcare institutions that provide patient treatment by specialized staff and equipment. Hospitals most commonly provide overnight stays for people with serious or life threatening health problems, emergency care, and surgical care. The KanCare MCOs contract with hospitals to provide these services to their members. The access standard for both urban and rural counties is that a hospital be available within 30 miles of the member's residence.
Optometry	An optometrist is a health care professional who is licensed to provide primary eye care services. The KanCare MCOs contract with optometrists to provide these services to their members. The access standard for both urban and rural counties is that an optometrist be available within 30 minutes transport time of the member's residence. The plans have used 30 miles as a proxy for 30 minutes transport time.
Dental Primary Care	Dental primary care includes dental procedures or protocols that attempt to preserve oral hard tissues (teeth) and soft tissues (gums) in good health. Common examples of services include checkups, cleanings, fluoride treatment and sealants. The KanCare MCOs contract with dental providers, including general dentistry practitioners and pediatric dentists, to provide primary dental care services to their members. The access standard for urban and semi-urban counties is that dental primary care be available within 20 miles of the member's residence. For rural and frontier counties, dental primary care should be available within 30 miles of the member's residence.
Retail Pharmacy	Retail pharmacists are medical professionals who prepare and sell prescription drugs as directed by physicians. Pharmacists use their knowledge and training to counsel customers on the appropriate dosages as well as provide instructions concerning the safety of combining certain medications. The KanCare MCOs contract with retail pharmacies to provide these services to their members. The access standard for urban and semi-urban counties is that a retail pharmacy be available within 10 miles of the member's residence. For rural and frontier counties, a retail pharmacy should be available within 30 miles of the member's residence.
Behavioral Health	Behavioral healthcare refers to a continuum of services for individuals at risk of, or suffering from, mental, behavioral, or addictive disorders. The KanCare MCOs contract with behavioral health providers, including mental health and substance use disorder providers, to offer these services to their members. The access standard for urban and semi-urban counties is that behavioral health services be available within 30 miles of the member's residence. For densely-settled rural counties, behavioral health services should be available within 45 miles of the member's residence. For rural and frontier counties, behavioral health services should be available within 60 miles of the member's residence. The KanCare MCOs were instructed to exclude Community Mental Health Centers (CMHCs), Psychiatric Residential Treatment Facilities (PRTFs), and Regional Alcohol and Drug Assessment Centers (RADACs) when creating these maps, as all of these providers must be in network for all plans due to the nature of service they provide.