



# GEO-ACCESS MAPS

## For 1st Quarter, 2024

The following Geo-Access maps are generated by the KanCare Managed Care Organizations (MCOs) each quarter and illustrate the geographical coverage of providers throughout the state for specific provider types. The format for the maps has been updated to reflect changes with KanCare 2.0 and in accordance with the Medicaid and CHIP Managed Care Final Rule.

The Geographic Mapping Reports allow KDHE to evaluate the growth of the network, identify gaps in coverage, monitor MCO compliance with the KanCare Network Adequacy Standards, and provide constructive feedback to the MCOs.

The provider categories included in the maps are listed below:

- Adult Primary Care Providers (PCPs)
- Pediatric Primary Care Providers (PCPs)
- OB/GYN
- Adult Behavioral Health (non-waiver)
- Pediatric Behavioral Health (non-waiver)
- Adult Specialists
- Pediatric Specialists
- Hospital
- Pharmacy
- Dental and Vision
- Ancillary Services
- HCBS (fixed-site)

Each map identifies the specialty and—where applicable—population for the service identified. Only providers contracted for the specified service are shown, including providers in border states. Provider service locations are identified on each map as a small dot and colored circles are used to represent the radius in miles from each provider service location (for the identified urban-rural classification). The size of each circle corresponds to distance requirements identified in the network standards.

For each map, a count will display the number of unique providers and locations. In some instances, many providers practice in a single location. Providers may also have multiple practice locations.

The index below identifies the classification indicators used in the maps. For all maps, the following scale is used.



### Adult Services

- Urban/Semi-Urban
- Densely Settled/Rural/Frontier
- Border State
- Provider Locations

### Pediatric Services

- Urban/Semi-Urban
- Densely Settled/Rural/Frontier
- Border State
- Provider Locations

### HCBS Services

- Urban/Semi-Urban
- Densely Settled/Rural/Frontier
- Border State
- Provider Locations

### Hospital, Ancillary, Pharmacy, and Vision Services

- Urban/Semi-Urban
- Densely Settled/Rural/Frontier
- Border State
- Provider Locations



KanCare Managed Care Organization  
 Mapped Provider Count Report  
*Aetna Better Health*

Provider Specialty Type	# Unique Providers	# Unique Locations	URBAN & SEMI-URBAN		RURAL & FRONTIER	
			Percent of Members within Access Standard	Mean Distance from Member to Provider Type	Percent of Members within Access Standard	Mean Distance from Member to Provider Type
<b>Primary Care Physicians</b>			<i>20 MILES / 40 MINUTES</i>		<i>30 MILES / 45 MINUTES</i>	
Adult Primary Care Providers	2881	1155	100.0%	1.3	100.0%	3.0
Pediatric Primary Care Providers	3431	1172	100.0%	1.4	100.0%	3.3
<b>OB/GYN</b>			<i>15 MILES / 30 MINUTES</i>		<i>60 MILES / 90 MINUTES</i>	
OB/GYN	599	566	100.0%	2.5	100.0%	8.2
<b>Behavioral Health</b>			<i>30 MILES / 60 MINUTES</i>		<i>60 MILES / 90 MINUTES</i>	
Adult Behavioral Health	4499	1426	100.0%	1.1	100.0%	5.0
Pediatric Behavioral Health	6080	1456	100.0%	1.3	100.0%	5.5
<b>Specialist</b>			<i>30 MILES / 60 MINUTES</i>		<i>90 MILES / 135 MINUTES</i>	
<b>ADULT SPECIALIST</b>			<i>30 MILES / 60 MINUTES</i>		<i>90 MILES / 135 MINUTES</i>	
Allergy	53	228	99.7%	5.0	94.4%	37.0
Cardiology	573	561	100.0%	2.2	100.0%	10.1
Dermatology	84	312	100.0%	3.1	100.0%	16.0
Gastroenterology	181	392	100.0%	2.4	100.0%	16.2
General Surgery	563	615	100.0%	2.5	100.0%	6.5
Hematology/Oncology	251	423	100.0%	2.4	100.0%	12.5
Nephrology	153	344	100.0%	2.9	100.0%	16.7
Neurology	410	493	100.0%	2.4	100.0%	12.0
Ophthalmology	143	181	100.0%	3.3	100.0%	23.3
Orthopedics	383	496	100.0%	2.4	100.0%	8.9
Otolaryngology	166	279	100.0%	3.5	100.0%	23.8
Physical Medicine/Rehab	123	323	100.0%	2.6	94.4%	33.9
Plastic and Reconstructive Surgery	78	327	100.0%	3.0	92.6%	39.3
Podiatry	68	108	100.0%	6.6	100.0%	19.6
Psychiatrist	674	722	100.0%	1.6	100.0%	5.7
NOTE: The standard for this specialty differs from other specialties in this group.			<i>15 MILES / 30 MINUTES</i> ↑		<i>60 MILES / 90 MINUTES</i> ↑	
Pulmonary Disease	266	474	100.0%	2.3	100.0%	18.0
Urology	138	290	100.0%	3.3	99.8%	19.1



KanCare Managed Care Organization  
 Mapped Provider Count Report  
*Aetna Better Health*

Provider Specialty Type	# Unique Providers	# Unique Locations	URBAN & SEMI-URBAN		RURAL & FRONTIER	
			Percent of Members within Access Standard	Mean Distance from Member to Provider Type	Percent of Members within Access Standard	Mean Distance from Member to Provider Type
<b>PEDIATRIC SPECIALIST</b>			<b>30 MILES / 60 MINUTES</b>		<b>90 MILES / 135 MINUTES</b>	
Allergy	53	226	99.7%	5.0	89.6%	46.8
Cardiology	574	558	100.0%	2.4	100.0%	10.5
Dermatology	84	313	100.0%	3.3	100.0%	15.5
Gastroenterology	181	393	100.0%	2.6	100.0%	16.1
General Surgery	562	619	100.0%	2.6	100.0%	6.6
Hematology/Oncology	251	418	100.0%	2.6	100.0%	13.2
Neonatology	58	133	100.0%	6.1	85.7%	59.6
Nephrology	155	343	100.0%	3.1	100.0%	18.0
Neurology	410	495	100.0%	2.6	100.0%	13.0
Ophthalmology	143	181	100.0%	3.5	100.0%	26.1
Orthopedics	383	492	100.0%	2.6	100.0%	9.2
Otolaryngology	166	278	100.0%	3.8	100.0%	27.5
Physical Medicine/Rehab	124	321	100.0%	2.9	89.6%	44.6
Plastic and Reconstructive Surgery	77	320	100.0%	3.2	87.2%	49.9
Podiatry	68	108	100.0%	6.7	100.0%	20.9
Psychiatrist	671	719	100.0%	1.8	100.0%	6.3
NOTE: The standard for this specialty differs from other specialties in this group.			15 MILES / 30 MINUTES ↑		60 MILES / 90 MINUTES ↑	
Pulmonary Disease	266	470	100.0%	2.5	100.0%	21.6
Urology	138	290	100.0%	3.6	99.7%	18.5
<b>Hospital</b>			<b>30 MILES / 60 MINUTES</b>		<b>60 MILES / 90 MINUTES</b>	
Hospital	181	180	100.0%	3.9	100.0%	6.5
<b>Pharmacy</b>			<b>10 MILES / 20 MINUTES</b>		<b>30 MILES / 45 MINUTES</b>	
Pharmacy	698	693	99.9%	1.6	100.0%	4.0
<b>Vision</b>			<b>30 MILES / 60 MINUTES</b>		<b>60 MILES / 90 MINUTES</b>	
Optometry	410	304	100.0%	2.0	100.0%	8.5
<b>Dental</b>			<b>20 MILES / 40 MINUTES</b>		<b>30 MILES / 45 MINUTES</b>	
Adult Dental Primary Care	322	226	100.0%	2.6	98.0%	9.1
Pediatric Dental Primary Care	380	254	100.0%	2.6	97.8%	8.9



KanCare Managed Care Organization  
 Mapped Provider Count Report  
*Aetna Better Health*

Provider Specialty Type	# Unique Providers	# Unique Locations	URBAN & SEMI-URBAN		RURAL & FRONTIER	
			Percent of Members within Access Standard	Mean Distance from Member to Provider Type	Percent of Members within Access Standard	Mean Distance from Member to Provider Type
<b>Ancillary Services</b>			<b>30 MILES / 60 MINUTES</b>		<b>60 MILES / 90 MINUTES</b>	
Physical Therapy	754	284	100.0%	3.1	100.0%	13.1
Occupational Therapy	326	178	100.0%	3.7	94.1%	29.7
Speech Therapy	298	157	99.7%	4.7	92.8%	34.5
X-Ray	184	189	100.0%	4.1	100.0%	6.4
Lab	234	237	100.0%	4.0	100.0%	6.4
NOTE: The standard for this specialty differs from other specialties in this group.					30 MILES / 60 MINUTES ↑	

Provider Specialty Type	# Unique Providers	# Unique Locations	URBAN & SEMI-URBAN		RURAL & FRONTIER	
			Percent of Members within Access Standard	Mean Distance from Member to Specialist	Percent of Members within Access Standard	Mean Distance from Member to Specialist
<b>Adult Day Care PT 55/PS 410/PC S5101 &amp; S5102</b>			<b>30 MILES / 60 MINUTES</b>		<b>60 MILES / 100 MINUTES</b>	
FE Waiver Providers	160	178	100.0%	3.6	100.0%	12.3
<b>Day Supports PT 55/PS 520/PC T2021</b>			<b>30 MILES / 60 MINUTES</b>		<b>60 MILES / 100 MINUTES</b>	
IDD Waiver Providers	138	179	100.0%	3.3	100.0%	17.1



KanCare Managed Care Organization  
 Mapped Provider Count Report  
 Sunflower State Health Plan

Provider Specialty Type	# Unique Providers	# Unique Locations	URBAN & SEMI-URBAN		RURAL & FRONTIER	
			Percent of Members within Access Standard	Mean Distance from Member to Provider Type	Percent of Members within Access Standard	Mean Distance from Member to Provider Type
<b>Primary Care Physicians</b>			<i>20 MILES / 40 MINUTES</i>		<i>30 MILES / 45 MINUTES</i>	
Adult Primary Care Providers	3619	1268	100.0%	1.3	100.0%	2.6
Pediatric Primary Care Providers	4346	1310	100.0%	1.4	100.0%	3.0
<b>OB/GYN</b>			<i>15 MILES / 30 MINUTES</i>		<i>60 MILES / 90 MINUTES</i>	
OB/GYN	494	311	100.0%	2.5	100.0%	11.5
<b>Behavioral Health</b>			<i>30 MILES / 60 MINUTES</i>		<i>60 MILES / 90 MINUTES</i>	
Adult Behavioral Health	3124	1347	100.0%	1.1	100.0%	4.6
Pediatric Behavioral Health	4739	1402	100.0%	1.2	100.0%	4.9
<b>Specialist</b>						
<b>ADULT SPECIALIST</b>			<i>30 MILES / 60 MINUTES</i>		<i>90 MILES / 135 MINUTES</i>	
Allergy	31	26	93.5%	12.9	98.6%	49.3
Cardiology	385	231	100.0%	3.4	100.0%	15.0
Dermatology	59	65	99.9%	8.6	97.3%	37.7
Gastroenterology	132	96	100.0%	5.8	100.0%	32.3
General Surgery	372	342	100.0%	3.8	100.0%	6.4
Hematology/Oncology	157	74	98.0%	7.3	100.0%	33.6
Nephrology	120	89	100.0%	6.4	100.0%	25.6
Neurology	349	222	100.0%	3.4	100.0%	20.6
Ophthalmology	132	164	100.0%	3.3	100.0%	18.4
Orthopedics	283	227	100.0%	3.7	100.0%	10.3
Otolaryngology	124	120	100.0%	5.9	100.0%	29.7
Physical Medicine/Rehab	75	79	100.0%	6.3	97.7%	34.2
Plastic and Reconstructive Surgery	45	47	93.3%	12.3	94.3%	53.2
Podiatry	66	110	100.0%	5.7	100.0%	23.3
Psychiatrist*	579	467	99.9%	2.0	99.9%	9.3
*NOTE: The standard for this specialty differs from other specialties in this group.			<i>15 MILES / 30 MINUTES</i>		<i>60 MILES / 90 MINUTES</i>	
Pulmonary Disease	225	134	100.0%	4.8	100.0%	23.6
Urology	108	118	100.0%	7.1	99.8%	24.0



KanCare Managed Care Organization  
 Mapped Provider Count Report  
 Sunflower State Health Plan

Provider Specialty Type	# Unique Providers	# Unique Locations	URBAN & SEMI-URBAN		RURAL & FRONTIER	
			Percent of Members within Access Standard	Mean Distance from Member to Provider Type	Percent of Members within Access Standard	Mean Distance from Member to Provider Type
<b>PEDIATRIC SPECIALIST</b>			<b>30 MILES / 60 MINUTES</b>		<b>90 MILES / 135 MINUTES</b>	
Allergy	32	28	94.4%	11.7	98.7%	49.8
Cardiology	385	232	100.0%	3.6	100.0%	15.9
Dermatology	59	69	99.9%	6.9	97.1%	39.3
Gastroenterology	134	97	100.0%	5.7	100.0%	33.6
General Surgery	376	343	100.0%	4.0	100.0%	6.5
Hematology/Oncology	160	77	97.9%	7.4	100.0%	35.1
Neonatology	92	32	94.1%	12.5	70.2%	90.3
Nephrology	123	91	100.0%	6.2	100.0%	24.3
Neurology	348	226	100.0%	3.6	100.0%	20.6
Ophthalmology	132	164	100.0%	3.4	100.0%	20.6
Orthopedics	284	228	100.0%	4.0	100.0%	10.2
Otolaryngology	126	120	100.0%	6.1	100.0%	31.4
Physical Medicine/Rehab	75	79	100.0%	6.4	97.7%	34.5
Plastic and Reconstructive Surgery	45	47	93.2%	12.3	91.0%	59.3
Podiatry	66	110	100.0%	5.4	100.0%	24.1
Psychiatrist*	578	467	99.9%	2.1	99.9%	9.6
*NOTE: The standard for this specialty differs from other specialties in this group.			<b>15 MILES / 30 MINUTES</b>		<b>60 MILES / 90 MINUTES</b>	
Pulmonary Disease	227	136	100.0%	4.9	100.0%	25.4
Urology	108	118	100.0%	7.3	99.7%	25.0
<b>Hospital</b>			<b>30 MILES / 60 MINUTES</b>		<b>60 MILES / 90 MINUTES</b>	
Hospital	281	336	100.0%	3.3	100.0%	5.3
<b>Pharmacy</b>			<b>10 MILES / 20 MINUTES</b>		<b>30 MILES / 45 MINUTES</b>	
Pharmacy	617	606	99.8%	1.5	100.0%	3.9
<b>Vision</b>			<b>30 MILES / 60 MINUTES</b>		<b>60 MILES / 90 MINUTES</b>	
Optometry	474	407	100.0%	1.8	100.0%	6.7
<b>Dental</b>			<b>20 MILES / 40 MINUTES</b>		<b>30 MILES / 45 MINUTES</b>	
Adult Dental Primary Care	340	267	100.0%	2.9	99.7%	8.2
Pediatric Dental Primary Care	177	119	99.9%	4.8	80.4%	21.7



KanCare Managed Care Organization  
 Mapped Provider Count Report  
 Sunflower State Health Plan

Provider Specialty Type	# Unique Providers	# Unique Locations	URBAN & SEMI-URBAN		RURAL & FRONTIER	
			Percent of Members within Access Standard	Mean Distance from Member to Provider Type	Percent of Members within Access Standard	Mean Distance from Member to Provider Type
<b>Ancillary Services</b>			<i>30 MILES / 60 MINUTES</i>		<i>60 MILES / 90 MINUTES</i>	
Physical Therapy	835	489	100.0%	2.3	100.0%	4.7
Occupational Therapy	382	376	100.0%	2.5	100.0%	6.9
Speech Therapy	318	270	100.0%	3.1	100.0%	17.6
X-Ray	204	209	100.0%	4.1	100.0%	7.9
Lab*	221	236	100.0%	4.0	100.0%	8.8
*NOTE: The standard for this specialty differs from other specialties in this group.					<i>30 MILES / 60 MINUTES</i>	

Provider Specialty Type	# Unique Providers	# Unique Locations	URBAN & SEMI-URBAN		RURAL & FRONTIER	
			Percent of Members within Access Standard	Mean Distance from Member to Specialist	Percent of Members within Access Standard	Mean Distance from Member to Specialist
<b>Adult Day Care PT 55/PS 410/PC S5101 &amp; S5102</b>			<i>30 MILES / 60 MINUTES</i>		<i>60 MILES / 100 MINUTES</i>	
FE Waiver Providers	192	207	100.0%	2.0	100.0%	9.3
<b>Day Supports PT 55/PS 520/PC T2021</b>			<i>30 MILES / 60 MINUTES</i>		<i>60 MILES / 100 MINUTES</i>	
IDD Waiver Providers	193	273	100.0%	2.2	100.0%	9.6



KanCare Managed Care Organization  
 Mapped Provider Count Report  
*United HealthCare*

Provider Specialty Type	# Unique Providers	# Unique Locations	URBAN & SEMI-URBAN		RURAL & FRONTIER	
			Percent of Members within Access Standard	Mean Distance from Member to Provider Type	Percent of Members within Access Standard	Mean Distance from Member to Provider Type
<b>Primary Care Physicians</b>			<i>20 MILES / 40 MINUTES</i>		<i>30 MILES / 45 MINUTES</i>	
Adult Primary Care Providers	3671	1178	100.0%	0.9	100.0%	2.0
Pediatric Primary Care Providers	3919	1191	100.0%	1.0	100.0%	2.2
<b>OB/GYN</b>			<i>15 MILES / 30 MINUTES</i>		<i>60 MILES / 90 MINUTES</i>	
OB/GYN	335	210	99.9%	2.6	100.0%	10.3
<b>Behavioral Health</b>			<i>30 MILES / 60 MINUTES</i>		<i>60 MILES / 90 MINUTES</i>	
Adult Behavioral Health	4179	1561	100.0%	0.8	100.0%	3.8
Pediatric Behavioral Health	5584	1628	100.0%	0.9	100.0%	4.0
<b>Specialist</b>			<i>30 MILES / 60 MINUTES</i>		<i>90 MILES / 135 MINUTES</i>	
<b>ADULT SPECIALIST</b>			<i>30 MILES / 60 MINUTES</i>		<i>90 MILES / 135 MINUTES</i>	
Allergy	26	25	97.4%	8.4	100.0%	42.9
Cardiology	374	195	100.0%	2.9	100.0%	10.1
Dermatology	58	82	100.0%	5.1	99.7%	21.0
Gastroenterology	110	84	100.0%	4.6	94.2%	48.1
General Surgery	330	266	100.0%	2.6	100.0%	6.5
Hematology/Oncology	203	105	100.0%	3.9	100.0%	16.3
Nephrology	83	79	100.0%	4.1	100.0%	18.0
Neurology	251	130	100.0%	3.7	100.0%	16.2
Ophthalmology	122	117	100.0%	2.9	100.0%	18.4
Orthopedics	235	158	100.0%	3.0	100.0%	9.3
Otolaryngology	107	76	100.0%	4.4	100.0%	20.2
Physical Medicine/Rehab	79	105	100.0%	4.5	99.2%	24.6
Plastic and Reconstructive Surgery	46	58	97.3%	7.6	93.1%	52.5
Podiatry	45	70	100.0%	4.3	100.0%	16.9
Psychiatrist	582	486	<b>100.0%</b>	<b>1.6</b>	<b>100.0%</b>	<b>5.5</b>
NOTE: The standard for this specialty differs from other specialties in this group.			<i>15 MILES / 30 MINUTES</i> ↑		<i>60 MILES / 90 MINUTES</i> ↑	
Pulmonary Disease	128	102	100.0%	3.8	100.0%	21.1
Urology	104	91	100.0%	3.6	99.7%	18.8





KanCare Managed Care Organization  
 Mapped Provider Count Report  
 United HealthCare

Provider Specialty Type	# Unique Providers	# Unique Locations	URBAN & SEMI-URBAN		RURAL & FRONTIER	
			Percent of Members within Access Standard	Mean Distance from Member to Provider Type	Percent of Members within Access Standard	Mean Distance from Member to Provider Type
<b>PEDIATRIC SPECIALIST</b>			<b>30 MILES / 60 MINUTES</b>		<b>90 MILES / 135 MINUTES</b>	
Allergy	29	27	97.9%	8.0	100.0%	44.4
Cardiology	374	194	100.0%	3.0	100.0%	10.0
Dermatology	58	82	100.0%	5.0	99.8%	19.7
Gastroenterology	110	84	100.0%	4.6	91.5%	56.8
General Surgery	331	266	100.0%	2.7	100.0%	6.6
Hematology/Oncology	203	105	100.0%	4.1	100.0%	15.7
Neonatology	56	29	97.8%	8.1	68.6%	86.0
Nephrology	83	79	100.0%	4.0	100.0%	16.8
Neurology	251	130	100.0%	3.8	100.0%	16.8
Ophthalmology	122	118	100.0%	3.0	100.0%	20.5
Orthopedics	235	158	100.0%	3.1	100.0%	9.4
Otolaryngology	108	76	100.0%	4.4	100.0%	23.3
Physical Medicine/Rehab	79	105	100.0%	4.5	99.3%	23.9
Plastic and Reconstructive Surgery	46	58	97.9%	7.1	90.8%	58.4
Podiatry	45	70	100.0%	4.2	100.0%	16.0
Psychiatrist	583	487	100.0%	1.7	100.0%	5.7
NOTE: The standard for this specialty differs from other specialties in this group.			15 MILES / 30 MINUTES ↑		60 MILES / 90 MINUTES ↑	
Pulmonary Disease	128	102	100.0%	3.8	100.0%	20.2
Urology	104	91	100.0%	3.7	99.7%	21.1
<b>Hospital</b>			<b>30 MILES / 60 MINUTES</b>		<b>60 MILES / 90 MINUTES</b>	
Hospital	223	207	100.0%	2.8	100.0%	5.1
<b>Pharmacy</b>			<b>10 MILES / 20 MINUTES</b>		<b>30 MILES / 45 MINUTES</b>	
Pharmacy	622	604	99.9%	1.2	100.0%	3.2
<b>Vision</b>			<b>30 MILES / 60 MINUTES</b>		<b>60 MILES / 90 MINUTES</b>	
Optometry	466	495	100.0%	1.3	100.0%	4.7
<b>Dental</b>			<b>20 MILES / 40 MINUTES</b>		<b>30 MILES / 45 MINUTES</b>	
Adult Dental Primary Care	317	192	100.0%	2.3	97.6%	8.4
Pediatric Dental Primary Care	375	219	100.0%	2.2	98.1%	8.1



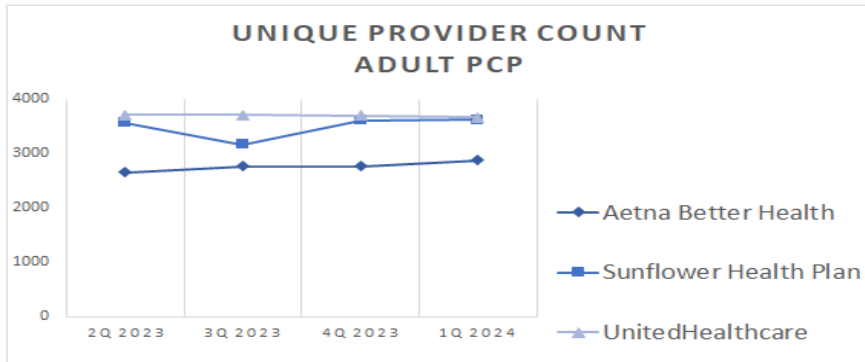
KanCare Managed Care Organization  
 Mapped Provider Count Report  
*United HealthCare*

Provider Specialty Type	# Unique Providers	# Unique Locations	URBAN & SEMI-URBAN		RURAL & FRONTIER	
			Percent of Members within Access Standard	Mean Distance from Member to Specialist	Percent of Members within Access Standard	Mean Distance from Member to Specialist
<b>Ancillary Services</b>			<i>30 MILES / 60 MINUTES</i>		<i>60 MILES / 90 MINUTES</i>	
Physical Therapy	864	487	100.0%	1.7	100.0%	3.9
Occupational Therapy	381	369	100.0%	1.8	100.0%	4.6
Speech Therapy	378	317	100.0%	2.2	100.0%	4.6
X-Ray	293	258	100.0%	2.5	100.0%	5.0
Lab	303	248	100.0%	2.7	100.0%	5.0
NOTE: The standard for this specialty differs from other specialties in this group.					<i>30 MILES / 60 MINUTES</i> ↑	
Provider Specialty Type	# Unique Providers	# Unique Locations	URBAN & SEMI-URBAN		RURAL & FRONTIER	
			<i>30 MILES / 60 MINUTES</i>		<i>60 MILES / 100 MINUTES</i>	
<b>Adult Day Care PT 55/PS 410/PC S5101 &amp; S5102</b>						
FE Waiver Providers	144	161	100.0%	2.1	99.9%	11.2
<b>Day Supports PT 55/PS 520/PC T2021</b>						
IDD Waiver Providers	159	293	100.0%	1.7	100.0%	6.2

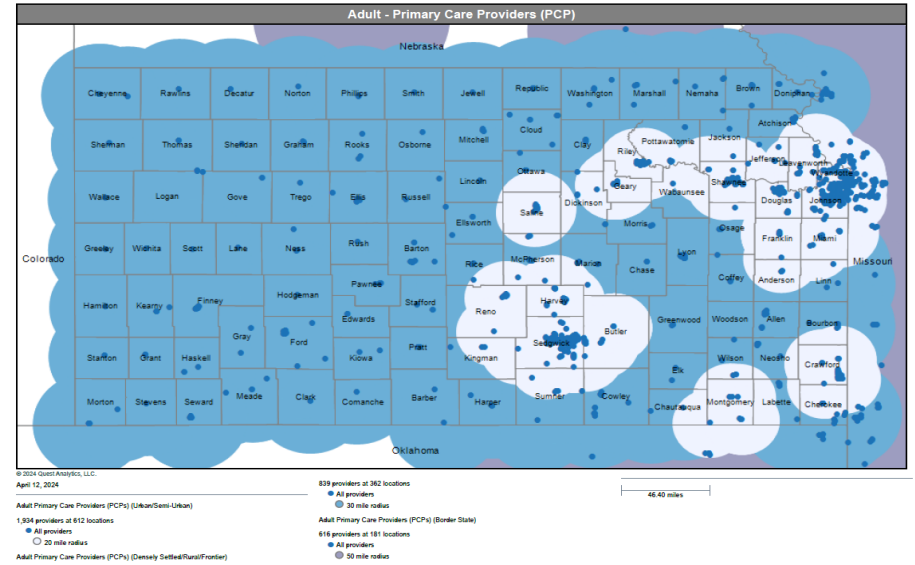
## Primary Care Providers (PCP)

### Quarterly Unique Provider Count

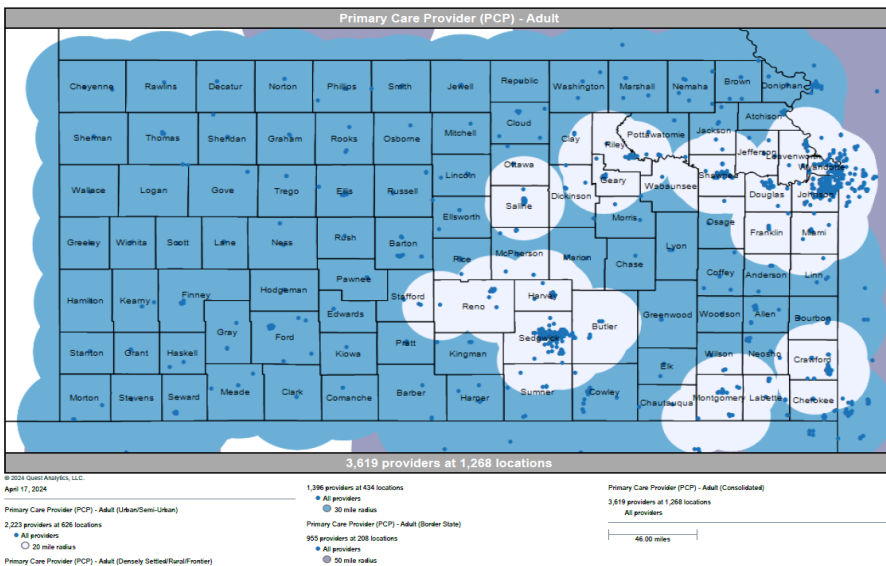
	2Q 2023	3Q 2023	4Q 2023	1Q 2024
Aetna Better Health	2659	2767	2770	2881
Sunflower Health Plan	3567	3171	3618	3619
UnitedHealthcare	3711	3713	3702	3671



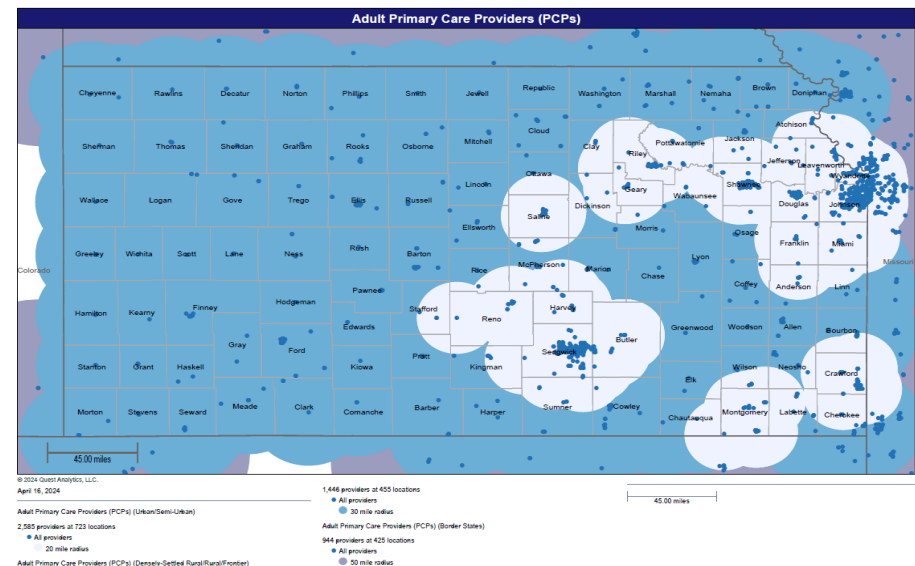
## Aetna Better Health



## Sunflower Health Plan



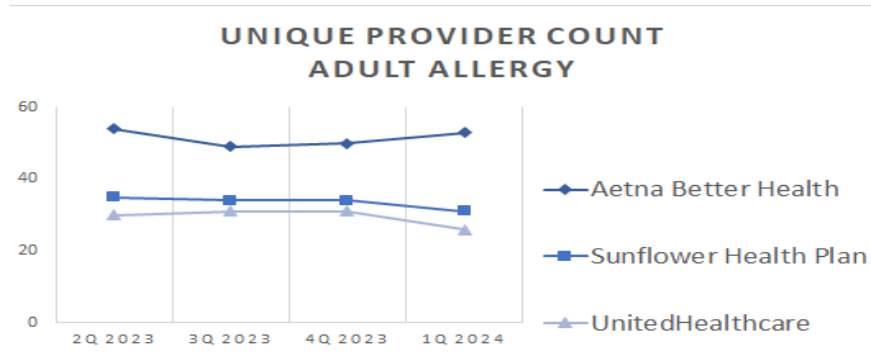
## UnitedHealthcare



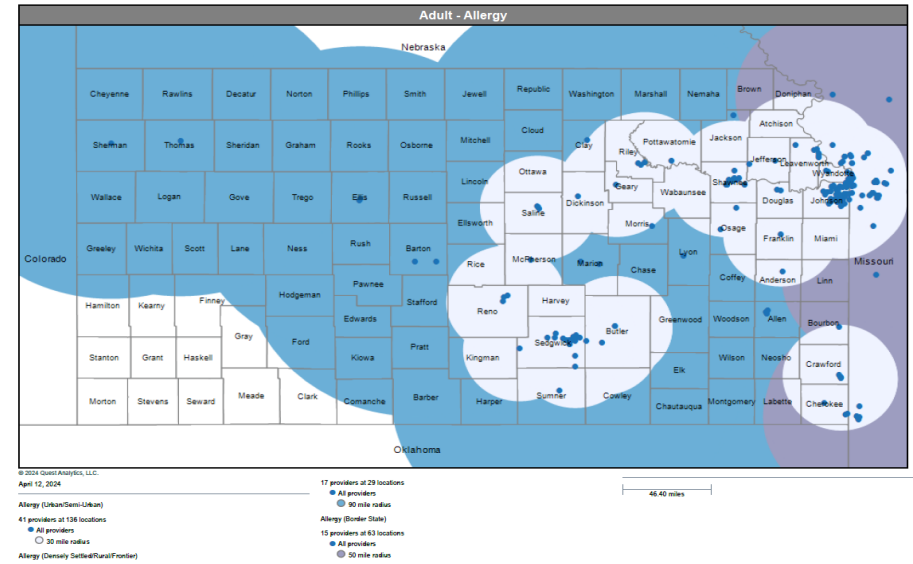
## Allergy

### Quarterly Unique Provider Count

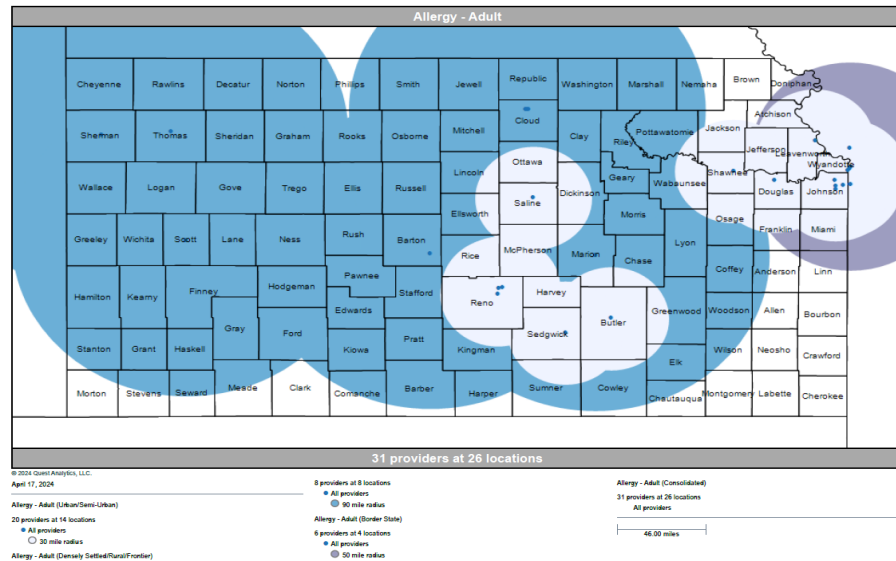
	2Q 2023	3Q 2023	4Q 2023	1Q 2024
<b>Aetna Better Health</b>	<b>54</b>	<b>49</b>	<b>50</b>	<b>53</b>
<b>Sunflower Health Plan</b>	<b>35</b>	<b>34</b>	<b>34</b>	<b>31</b>
<b>UnitedHealthcare</b>	<b>30</b>	<b>31</b>	<b>31</b>	<b>26</b>



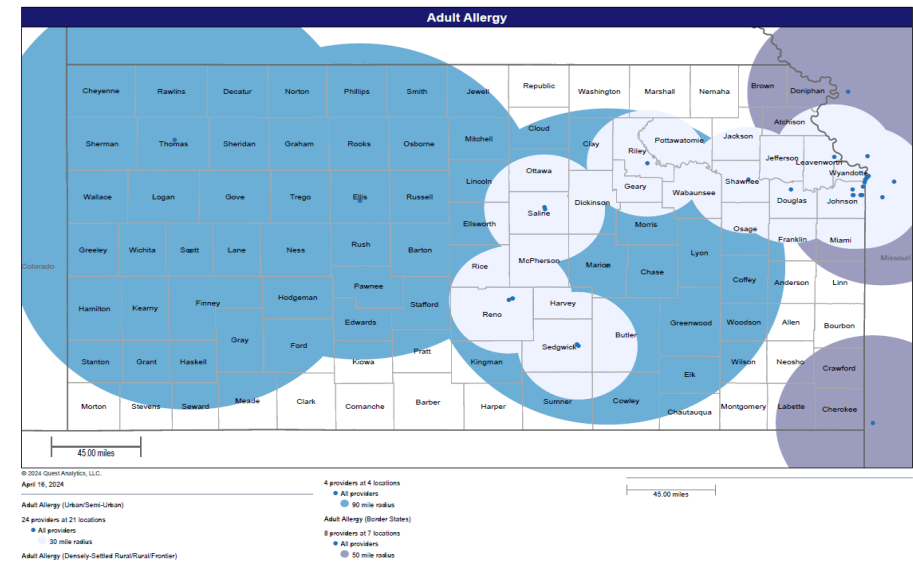
### Aetna Better Health



### Sunflower Health Plan



### UnitedHealthcare

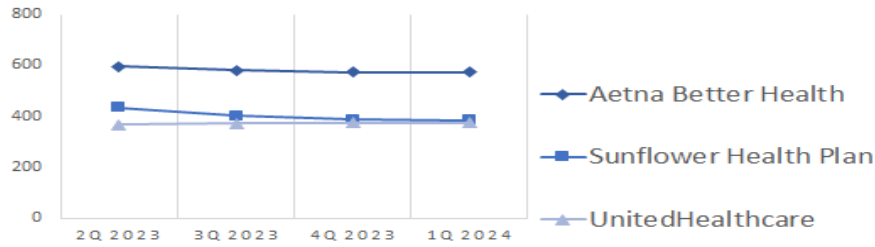


## Cardiology

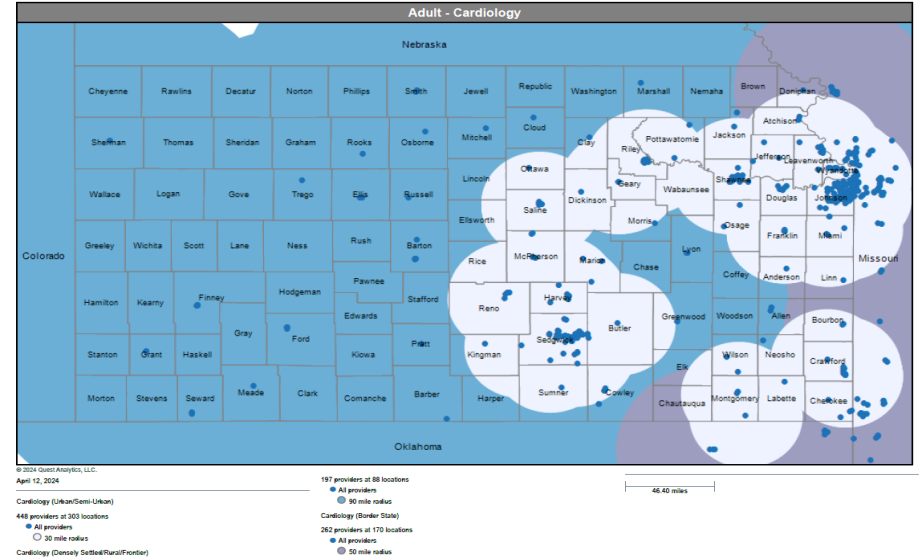
### Quarterly Unique Provider Count

	2Q 2023	3Q 2023	4Q 2023	1Q 2024
Aetna Better Health	597	581	573	573
Sunflower Health Plan	435	401	386	385
UnitedHealthcare	368	371	375	374

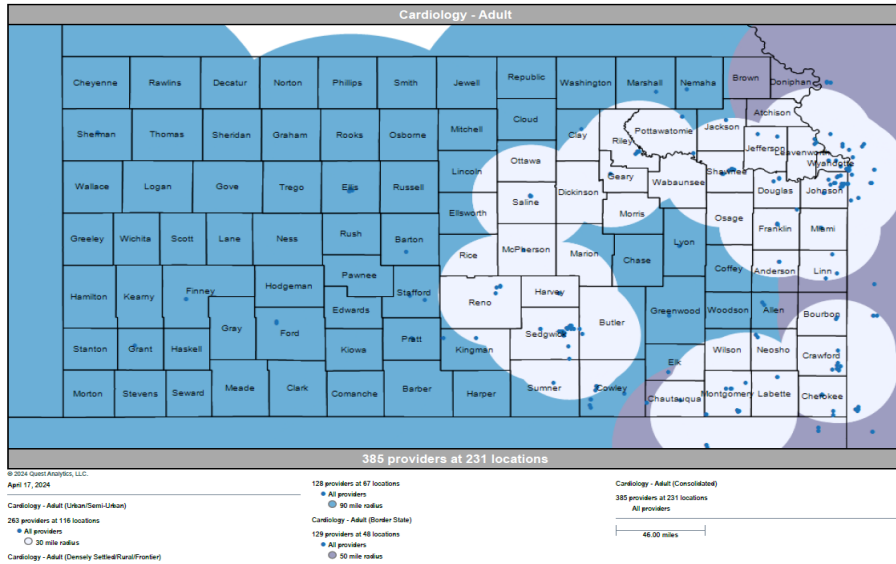
### UNIQUE PROVIDER COUNT ADULT CARDIOLOGY



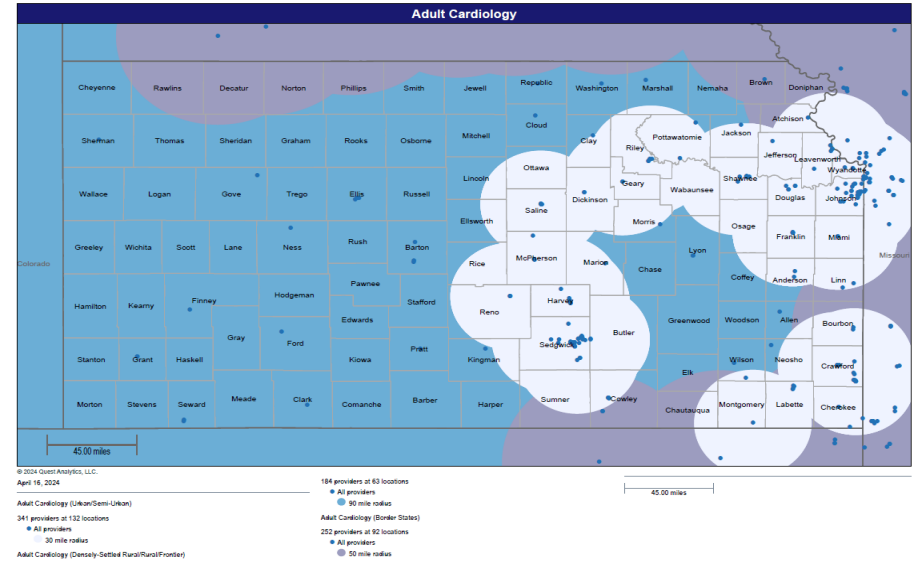
## Aetna Better Health



## Sunflower Health Plan



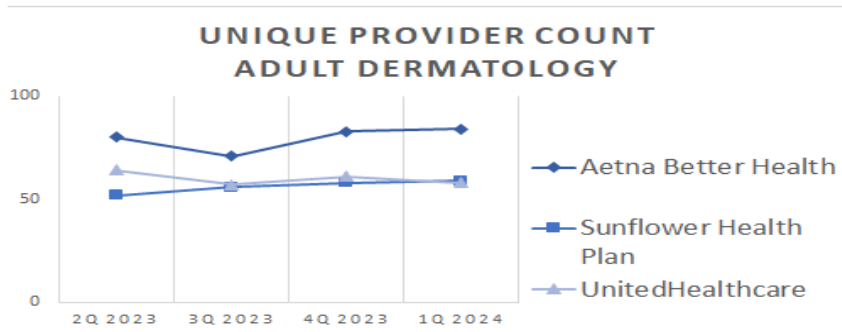
## UnitedHealthcare



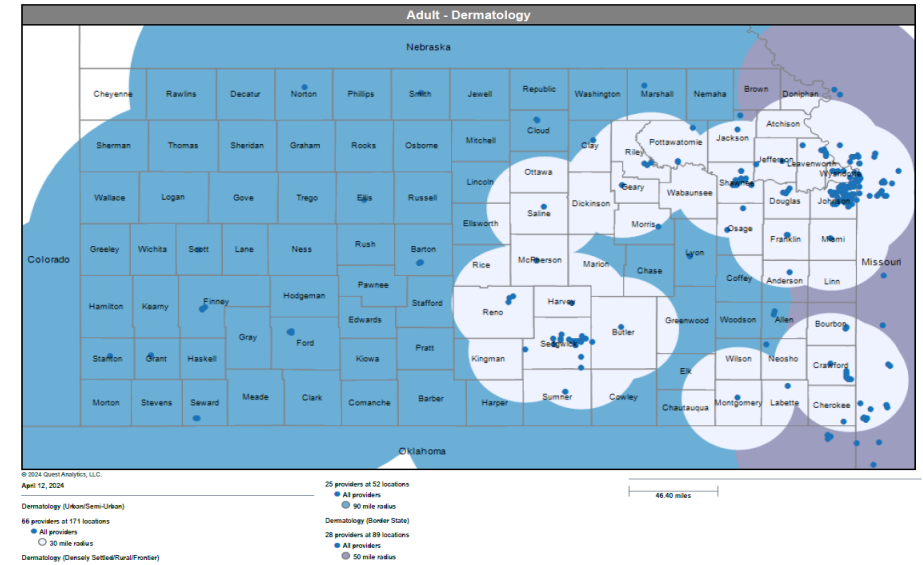
## Dermatology

### Quarterly Unique Provider Count

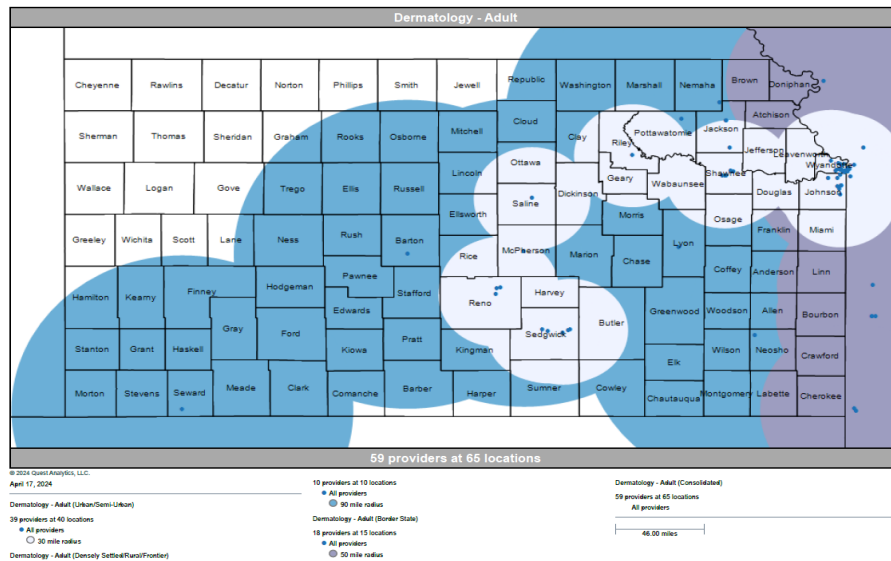
	2Q 2023	3Q 2023	4Q 2023	1Q 2024
<b>Aetna Better Health</b>	<b>80</b>	<b>71</b>	<b>83</b>	<b>84</b>
<b>Sunflower Health Plan</b>	<b>52</b>	<b>56</b>	<b>58</b>	<b>59</b>
<b>UnitedHealthcare</b>	<b>64</b>	<b>57</b>	<b>61</b>	<b>58</b>



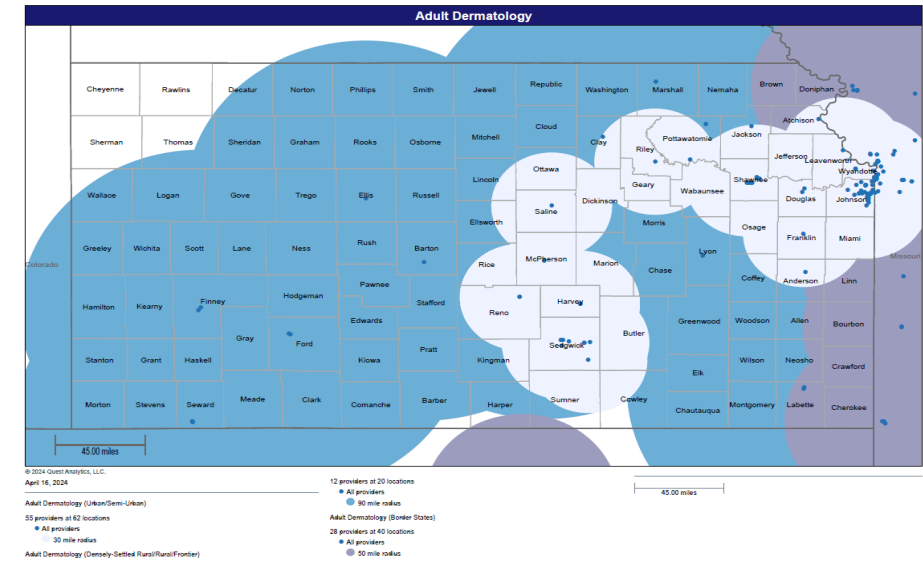
## Aetna Better Health



## Sunflower Health Plan



## UnitedHealthcare

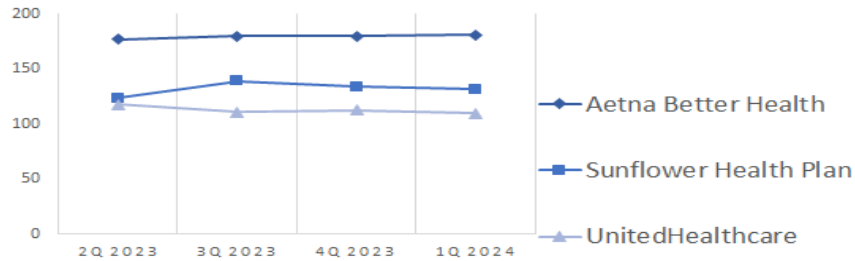


## Gastroenterology

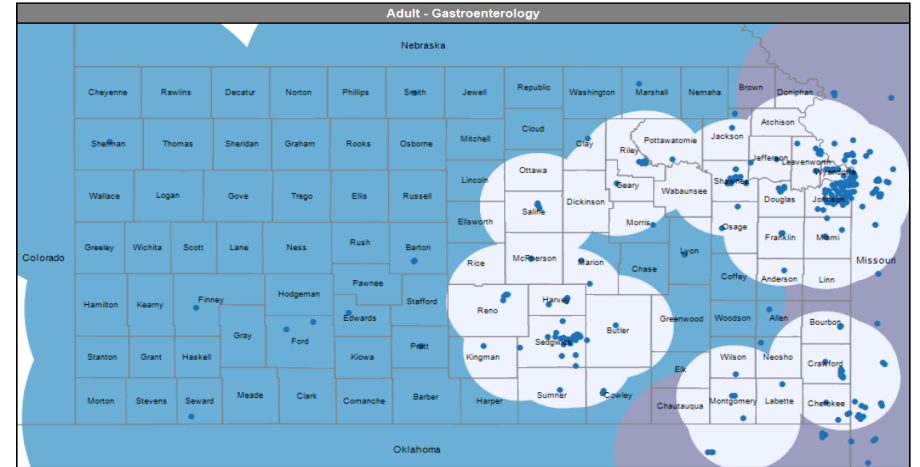
### Quarterly Unique Provider Count

	2Q 2023	3Q 2023	4Q 2023	1Q 2024
Aetna Better Health	177	180	180	181
Sunflower Health Plan	124	139	134	132
UnitedHealthcare	118	111	113	110

### UNIQUE PROVIDER COUNT ADULT GASTROENTEROLOGY



## Aetna Better Health



© 2024 Quest Analytics, LLC. April 12, 2024

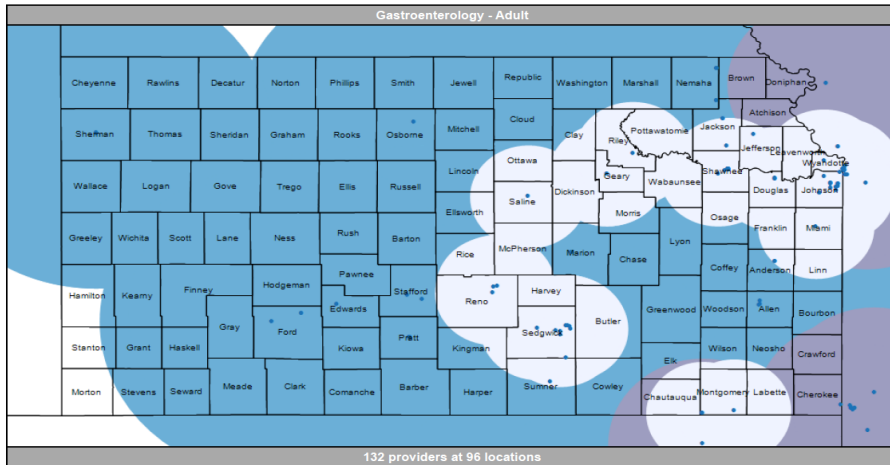
24 providers at 45 locations  
 ● All providers  
 ● 30 mile radius  
 ● 50 mile radius

Gastroenterology (Urban/Semi-Urban)  
 137 providers at 229 locations  
 ● All providers  
 ○ 30 mile radius  
 ○ 50 mile radius

Gastroenterology (Border State)  
 16 providers at 118 locations  
 ● All providers  
 ● 50 mile radius

Gastroenterology (Densely Settled/Rural/Frontier)

## Sunflower Health Plan



© 2024 Quest Analytics, LLC. April 17, 2024

20 providers at 27 locations  
 ● All providers  
 ● 30 mile radius

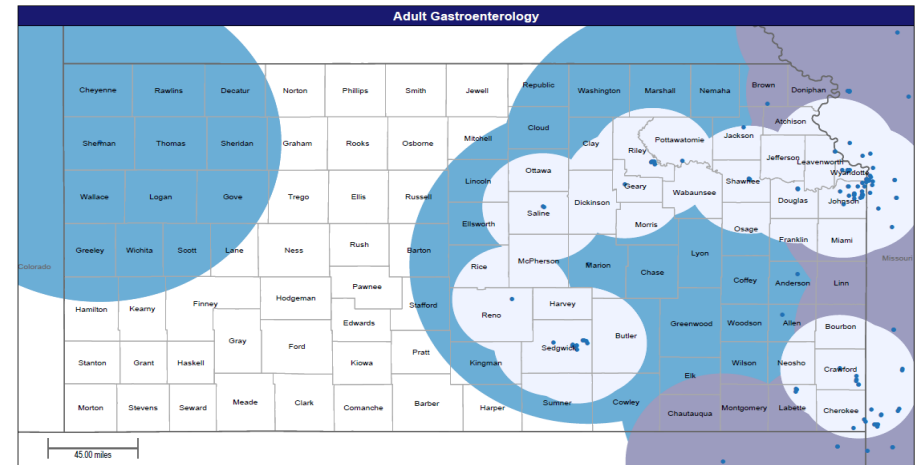
Gastroenterology - Adult (Consolidated)  
 132 providers at 96 locations  
 All providers

Gastroenterology - Adult (Urban/Semi-Urban)  
 18 providers at 48 locations  
 ● All providers  
 ○ 30 mile radius

Gastroenterology - Adult (Border State)  
 53 providers at 23 locations  
 ● All providers  
 ● 50 mile radius

Gastroenterology - Adult (Densely Settled/Rural/Frontier)

## UnitedHealthcare



© 2024 Quest Analytics, LLC. April 16, 2024

12 providers at 14 locations  
 ● All providers  
 ● 30 mile radius

Adult Gastroenterology (Urban/Semi-Urban)  
 103 providers at 70 locations  
 ● All providers  
 ○ 30 mile radius

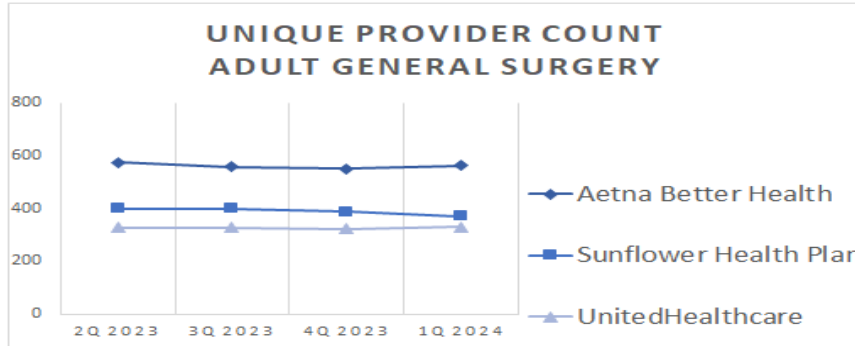
Adult Gastroenterology (Border State)  
 64 providers at 56 locations  
 ● All providers  
 ● 50 mile radius

Adult Gastroenterology (Densely Settled/Rural/Frontier)

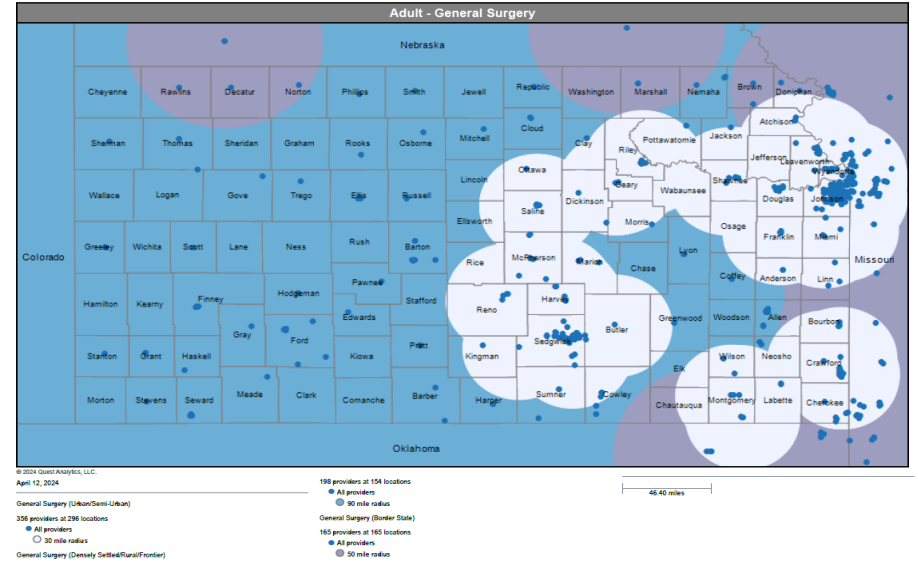
## General Surgery

### Quarterly Unique Provider Count

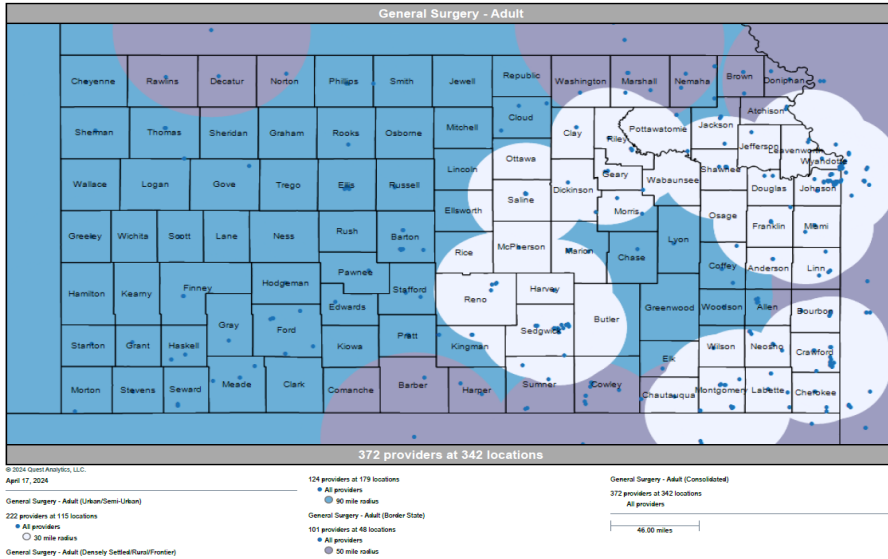
	2Q 2023	3Q 2023	4Q 2023	1Q 2024
Aetna Better Health	576	559	551	563
Sunflower Health Plan	399	400	387	372
UnitedHealthcare	328	329	323	330



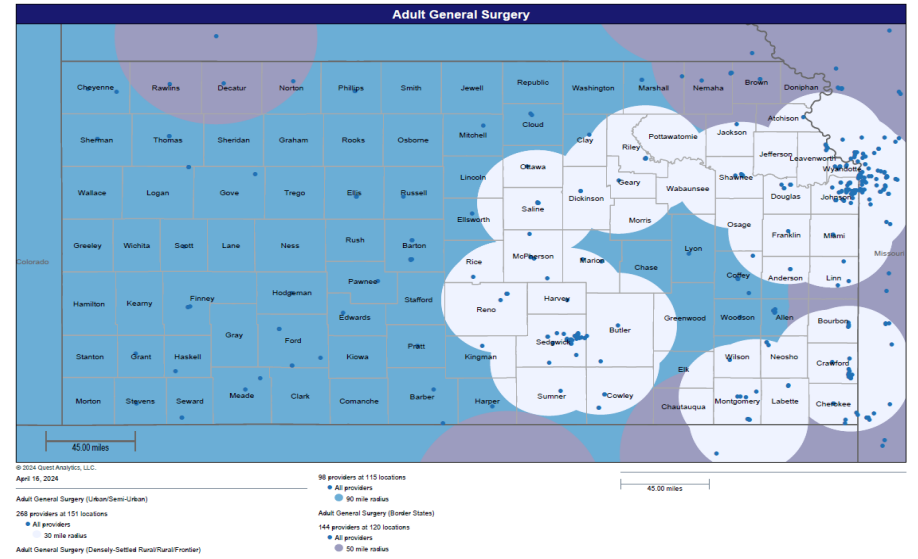
## Aetna Better Health



## Sunflower Health Plan



## UnitedHealthcare



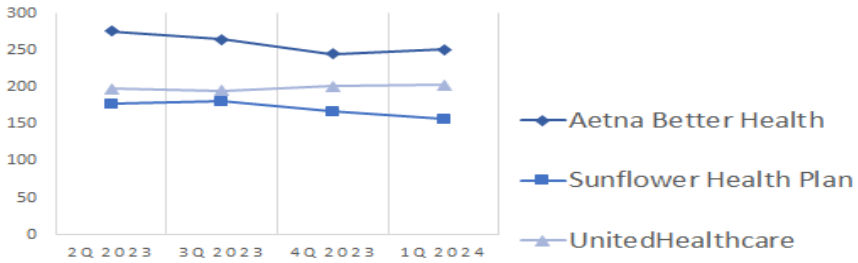


## Hematology/Oncology

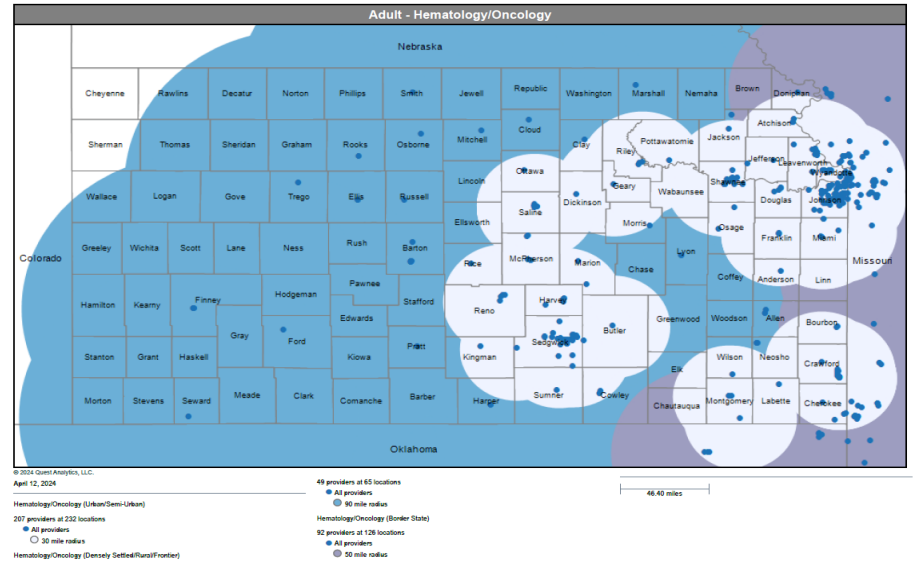
### Quarterly Unique Provider Count

	2Q 2023	3Q 2023	4Q 2023	1Q 2024
<b>Aetna Better Health</b>	<b>276</b>	<b>265</b>	<b>245</b>	<b>251</b>
<b>Sunflower Health Plan</b>	<b>177</b>	<b>181</b>	<b>167</b>	<b>157</b>
<b>UnitedHealthcare</b>	<b>198</b>	<b>195</b>	<b>201</b>	<b>203</b>

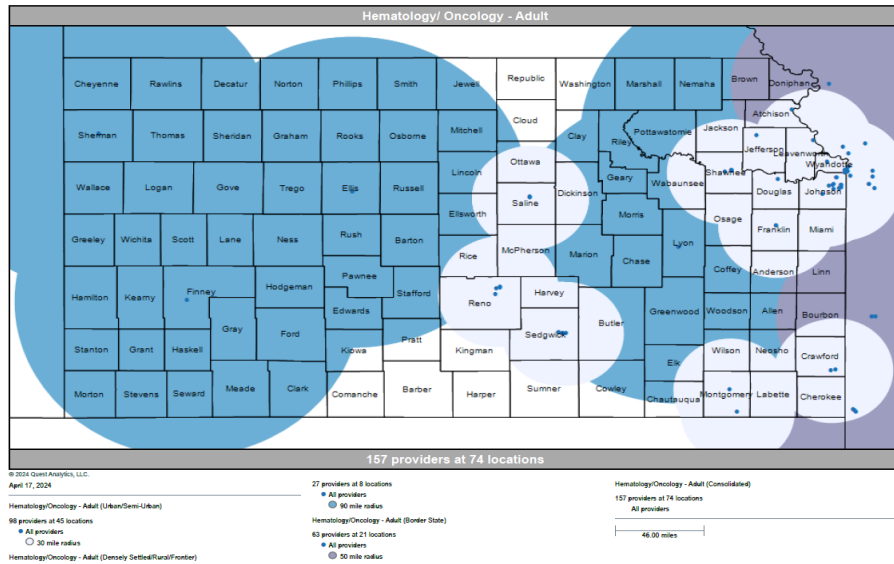
**UNIQUE PROVIDER COUNT  
ADULT HEMATOLOGY/ONCOLOGY**



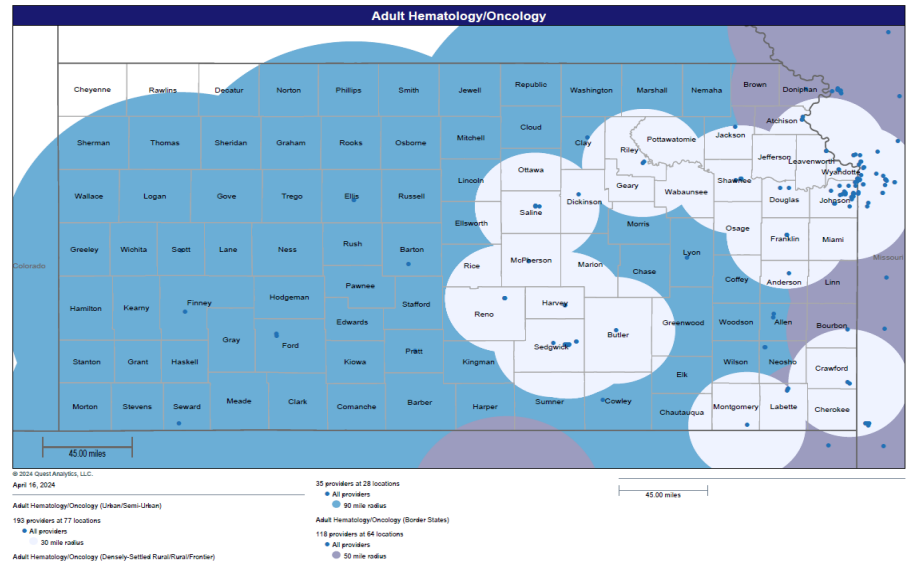
### Aetna Better Health



### Sunflower Health Plan



### UnitedHealthcare

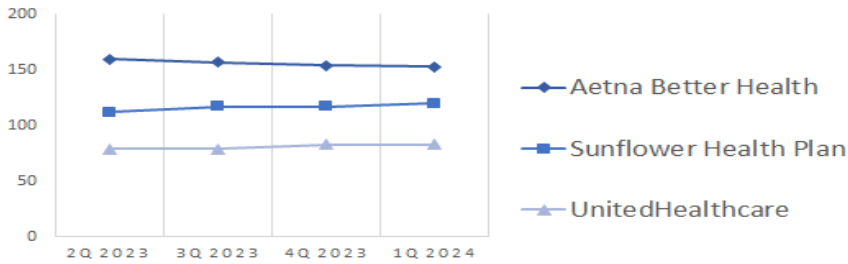


## Nephrology

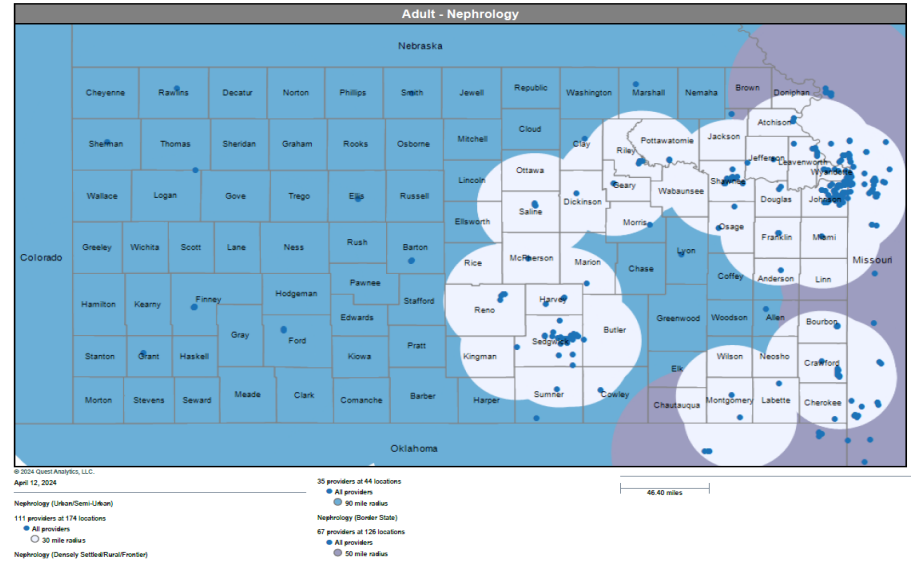
### Quarterly Unique Provider Count

	2Q 2023	3Q 2023	4Q 2023	1Q 2024
<b>Aetna Better Health</b>	<b>160</b>	<b>157</b>	<b>154</b>	<b>153</b>
<b>Sunflower Health Plan</b>	<b>112</b>	<b>117</b>	<b>117</b>	<b>120</b>
<b>UnitedHealthcare</b>	<b>79</b>	<b>79</b>	<b>83</b>	<b>83</b>

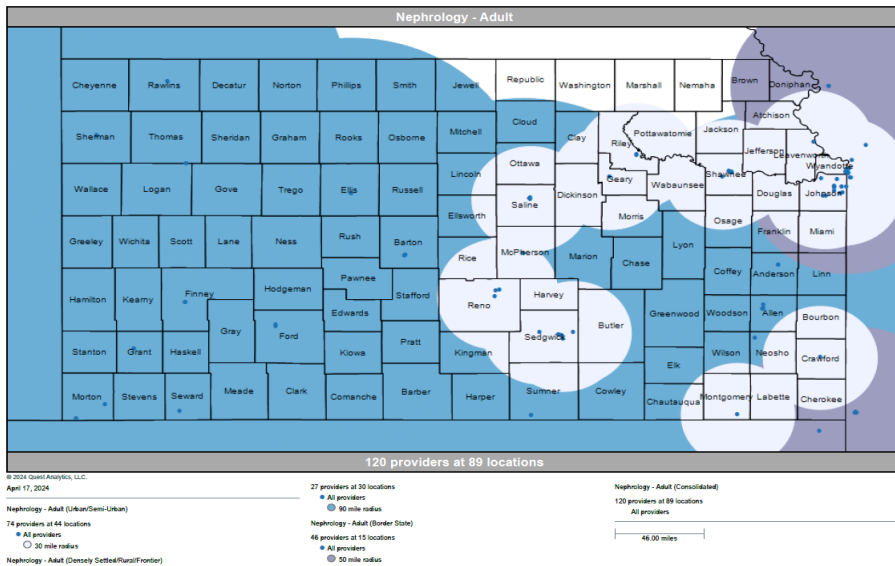
### UNIQUE PROVIDER COUNT ADULT NEPHROLOGY



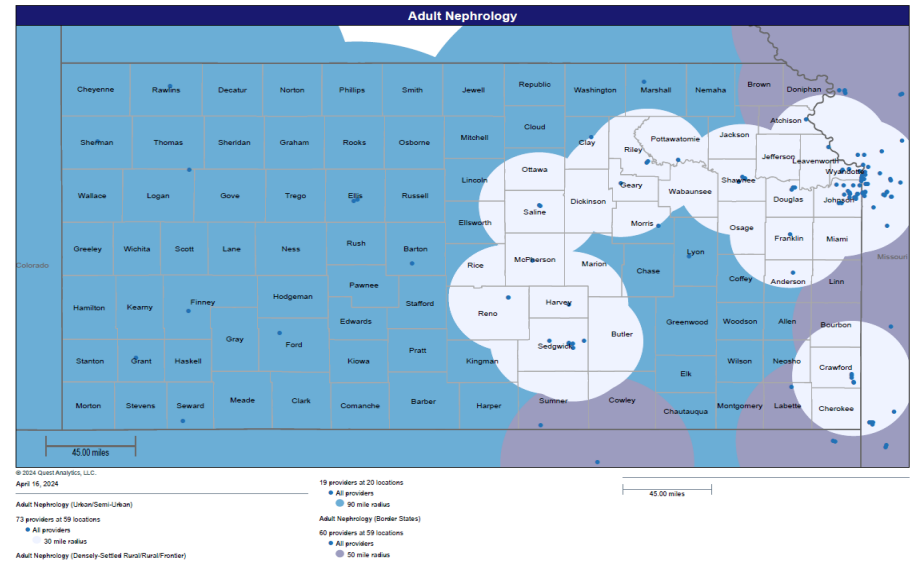
### Aetna Better Health



### Sunflower Health Plan



### UnitedHealthcare

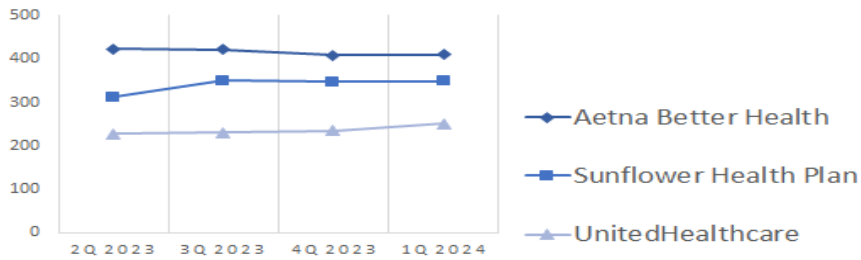


## Neurology

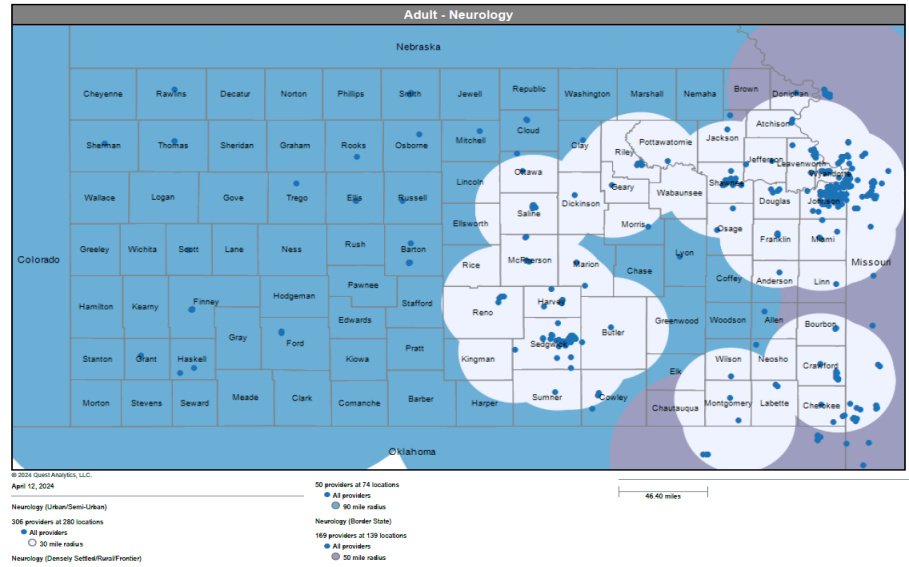
### Quarterly Unique Provider Count

	2Q 2023	3Q 2023	4Q 2023	1Q 2024
Aetna Better Health	423	422	409	410
Sunflower Health Plan	312	350	348	349
UnitedHealthcare	228	230	235	251

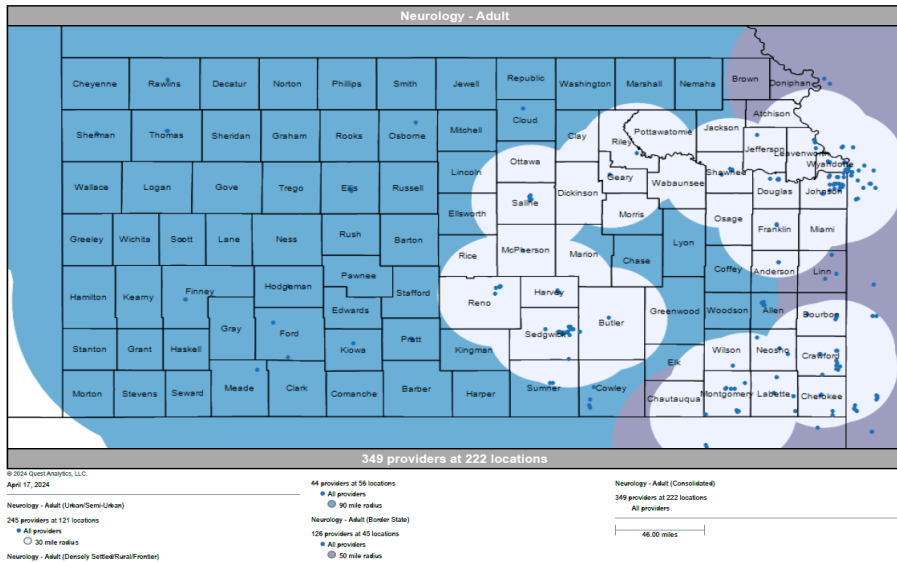
### UNIQUE PROVIDER COUNT ADULT NEUROLOGY



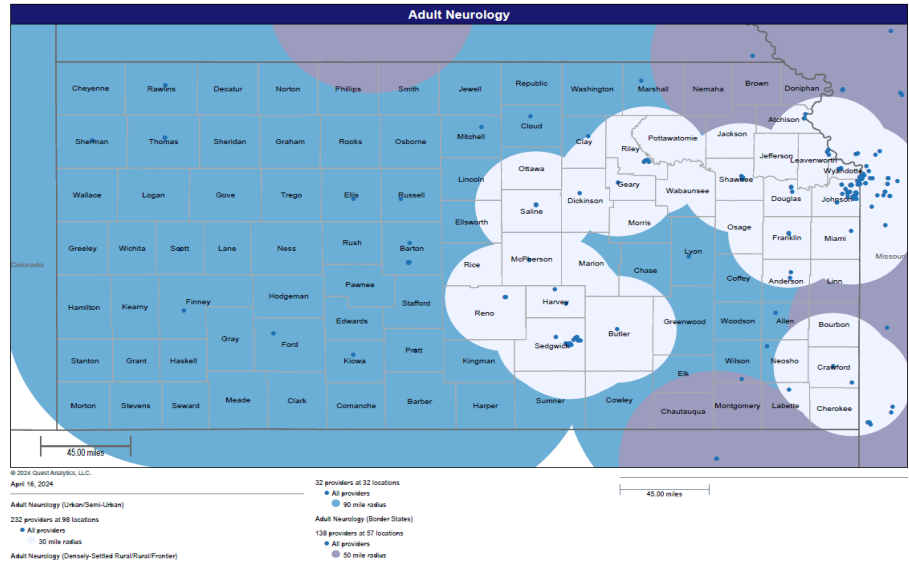
### Aetna Better Health



### Sunflower Health Plan



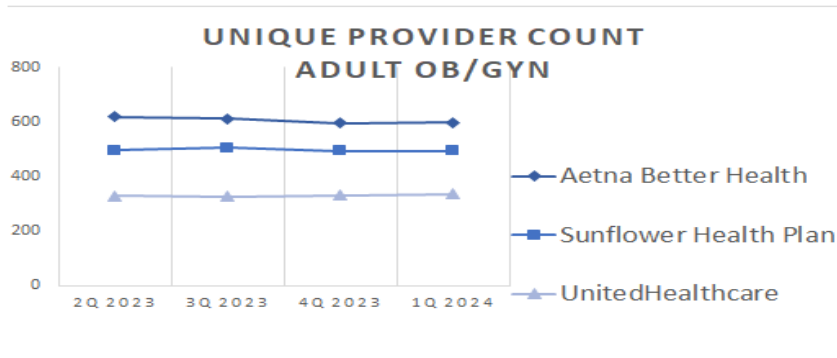
### UnitedHealthcare



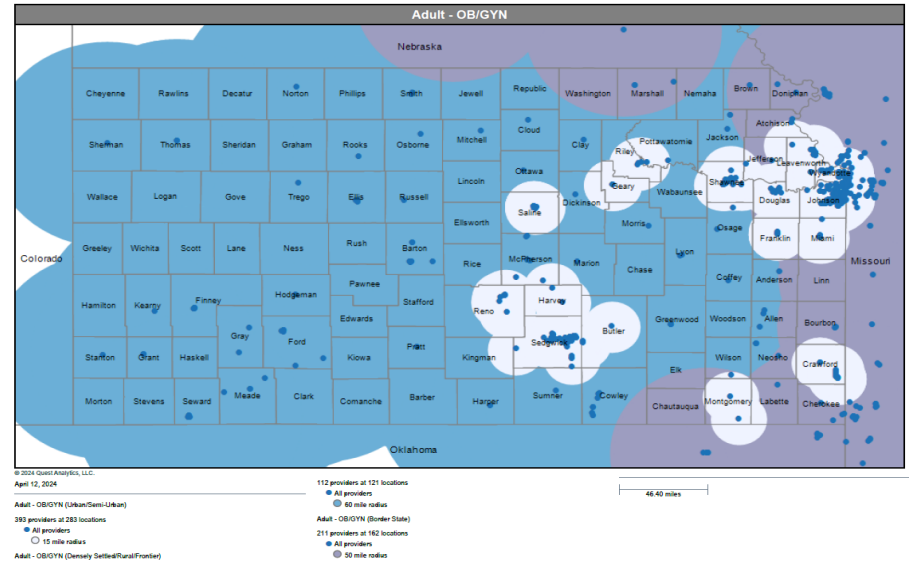
## Obstetrics/Gynecology (OB/GYN)

### Quarterly Unique Provider Count

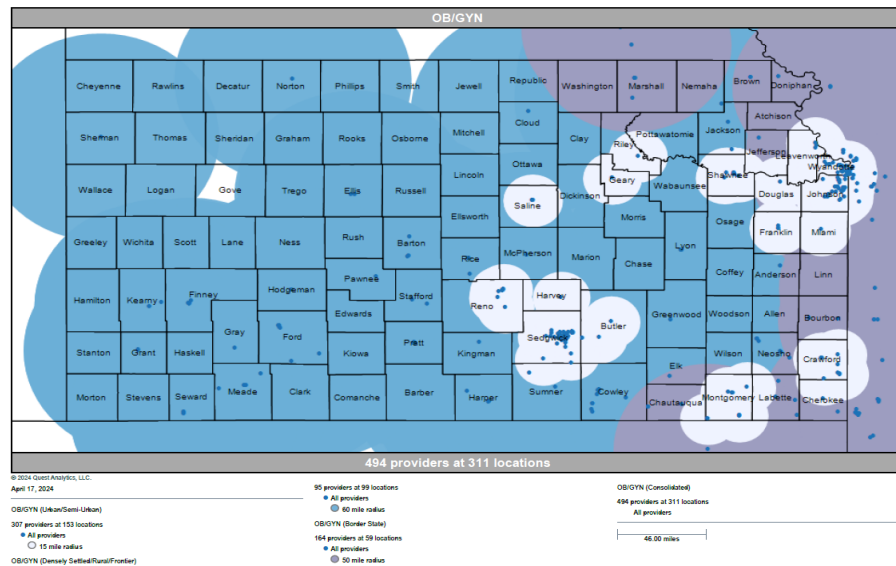
	2Q 2023	3Q 2023	4Q 2023	1Q 2024
<b>Aetna Better Health</b>	<b>618</b>	<b>613</b>	<b>596</b>	<b>599</b>
<b>Sunflower Health Plan</b>	<b>495</b>	<b>506</b>	<b>494</b>	<b>494</b>
<b>UnitedHealthcare</b>	<b>328</b>	<b>326</b>	<b>331</b>	<b>335</b>



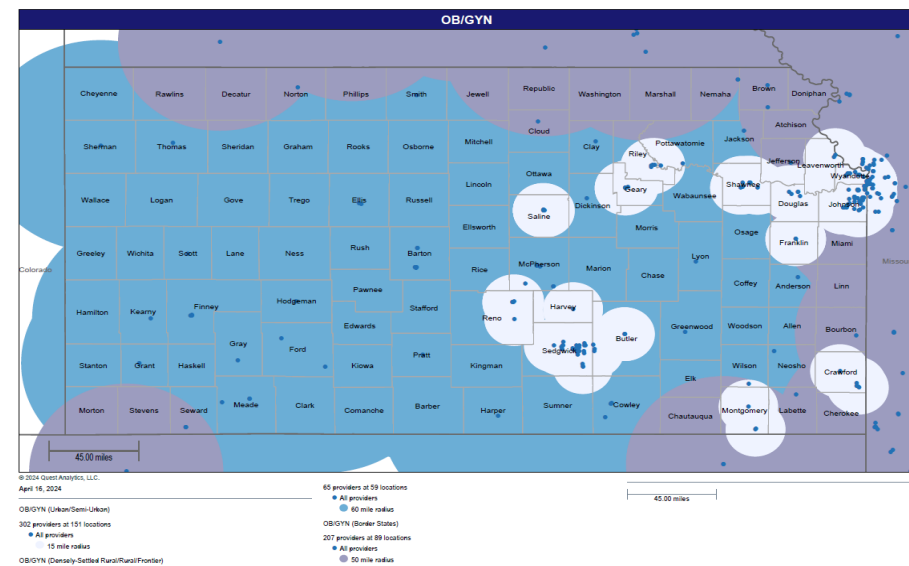
### Aetna Better Health



### Sunflower Health Plan



### UnitedHealthcare

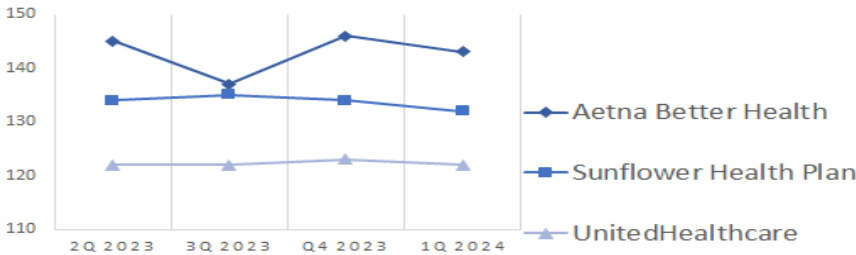


## Ophthalmology

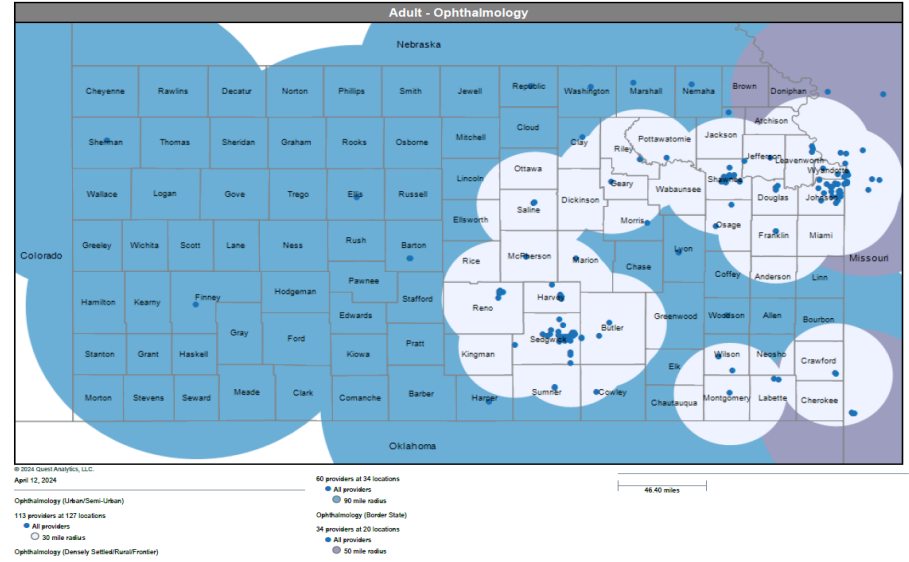
### Quarterly Unique Provider Count

	2Q 2023	3Q 2023	Q4 2023	1Q 2024
<b>Aetna Better Health</b>	<b>145</b>	<b>137</b>	<b>146</b>	<b>143</b>
<b>Sunflower Health Plan</b>	<b>134</b>	<b>135</b>	<b>134</b>	<b>132</b>
<b>UnitedHealthcare</b>	<b>122</b>	<b>122</b>	<b>123</b>	<b>122</b>

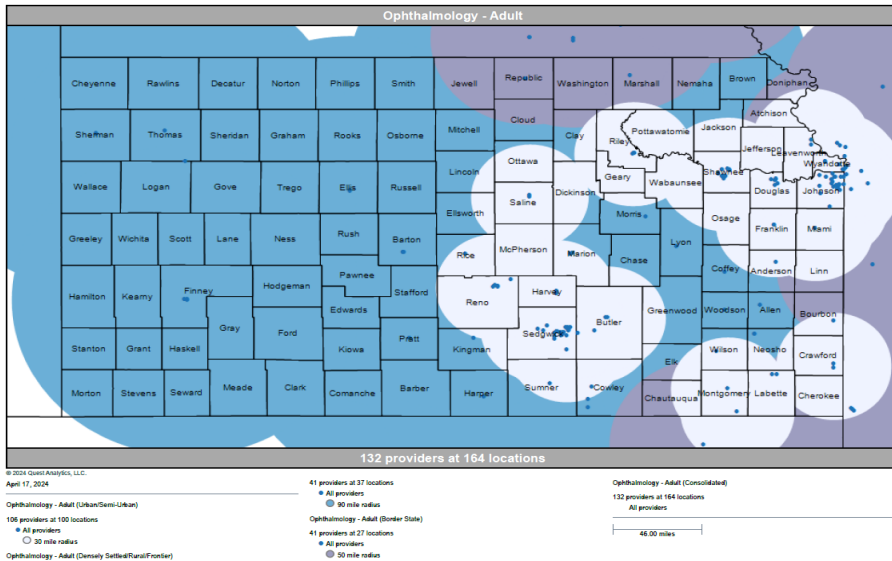
### UNIQUE PROVIDER COUNT ADULT OPHTHALMOLOGY



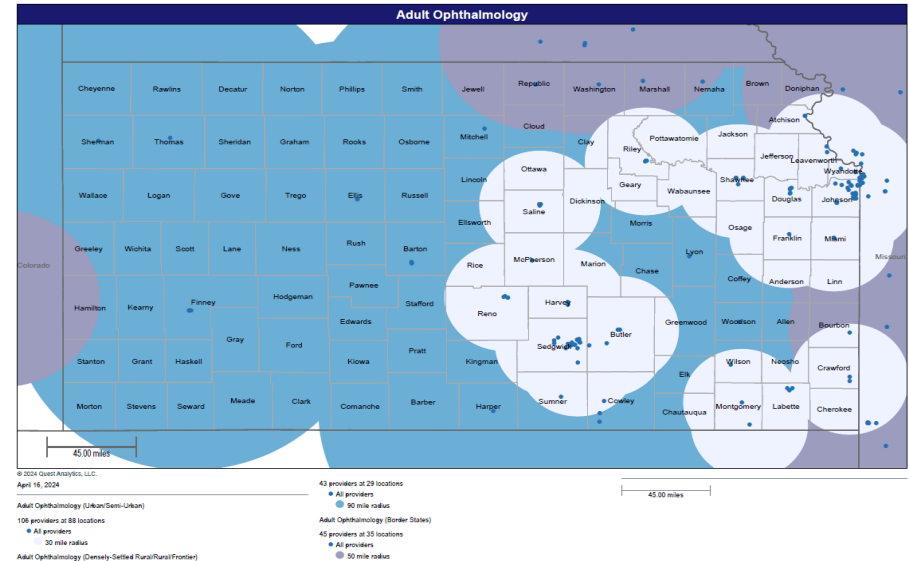
## Aetna Better Health



## Sunflower Health Plan



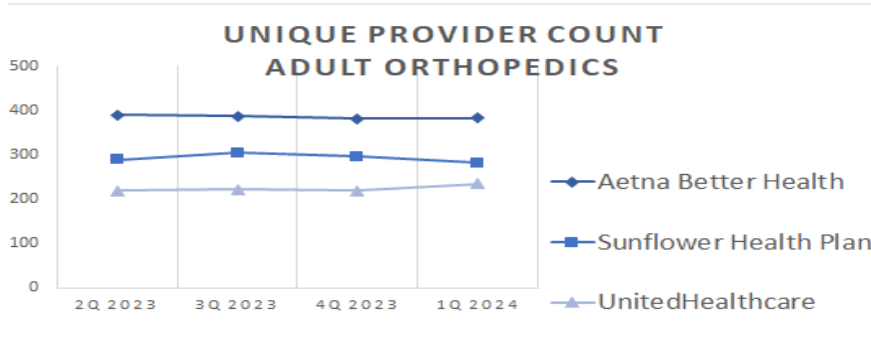
## UnitedHealthcare



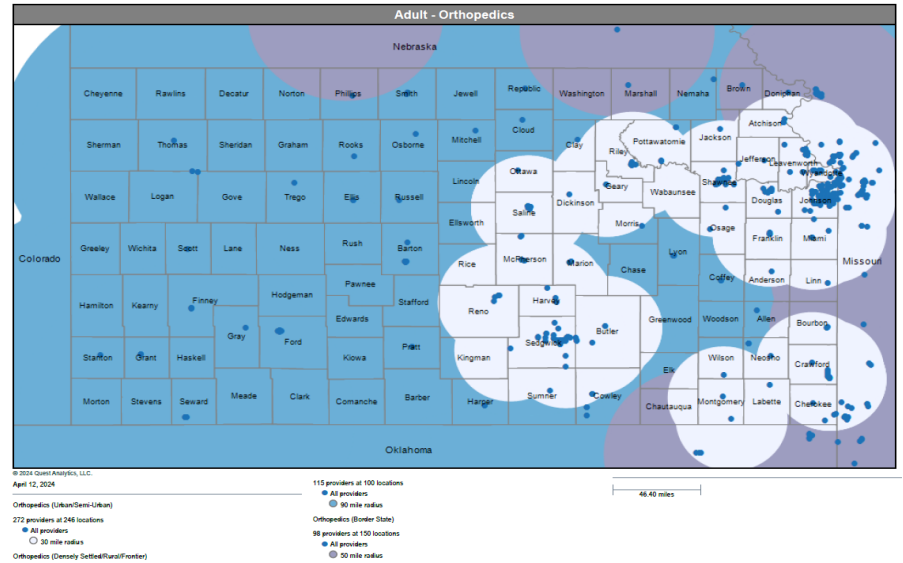
## Orthopedics

### Quarterly Unique Provider Count

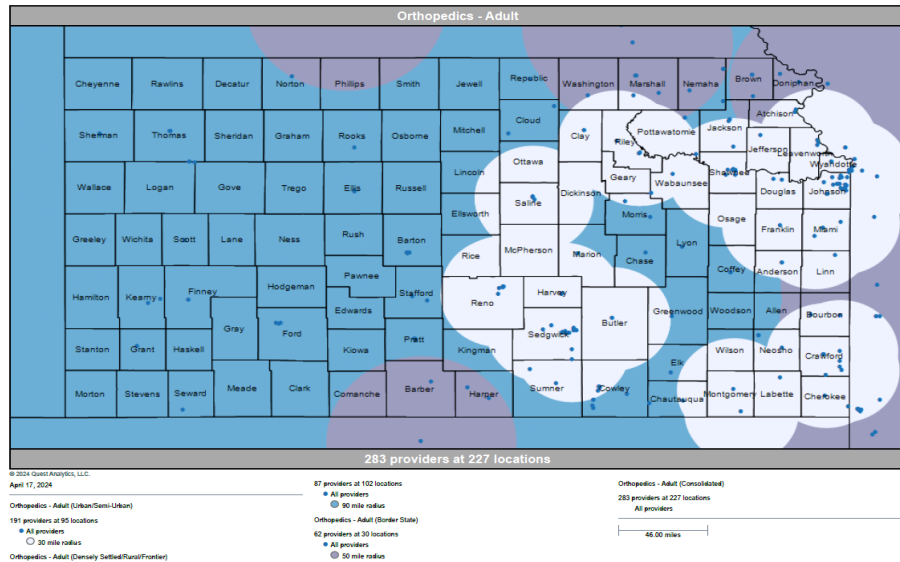
	2Q 2023	3Q 2023	4Q 2023	1Q 2024
Aetna Better Health	391	388	382	383
Sunflower Health Plan	289	305	297	283
UnitedHealthcare	220	222	220	235



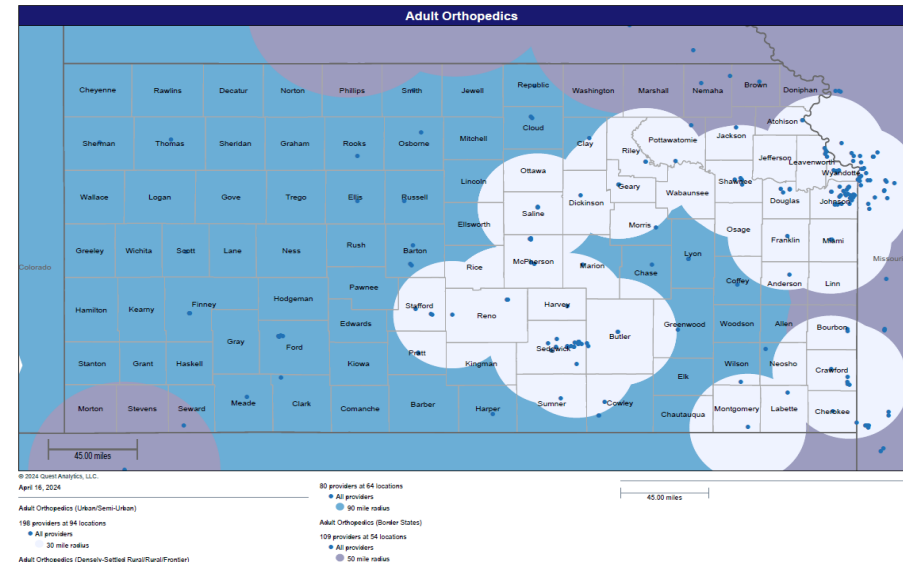
## Aetna Better Health



## Sunflower Health Plan



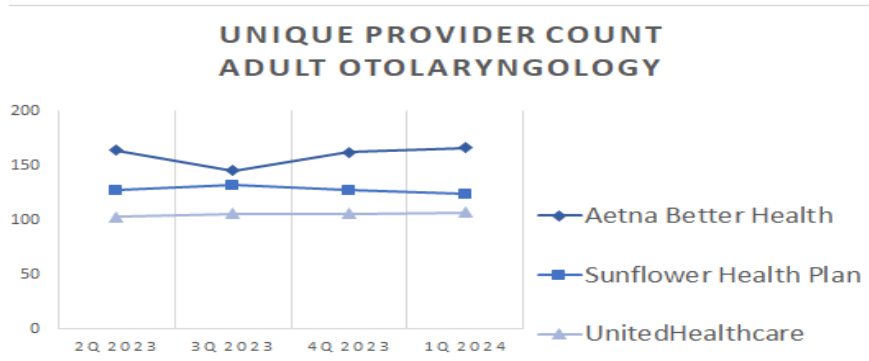
## UnitedHealthcare



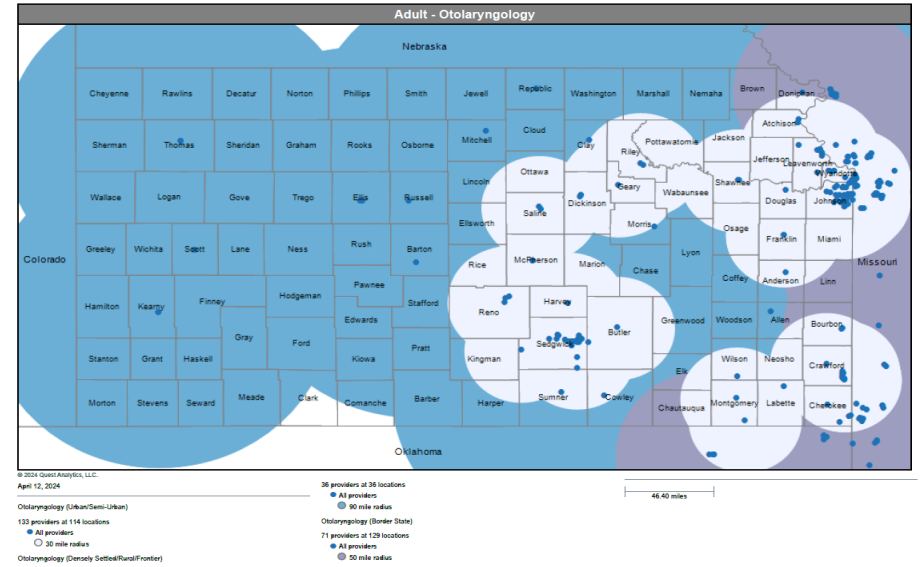
## Otolaryngology

### Quarterly Unique Provider Count

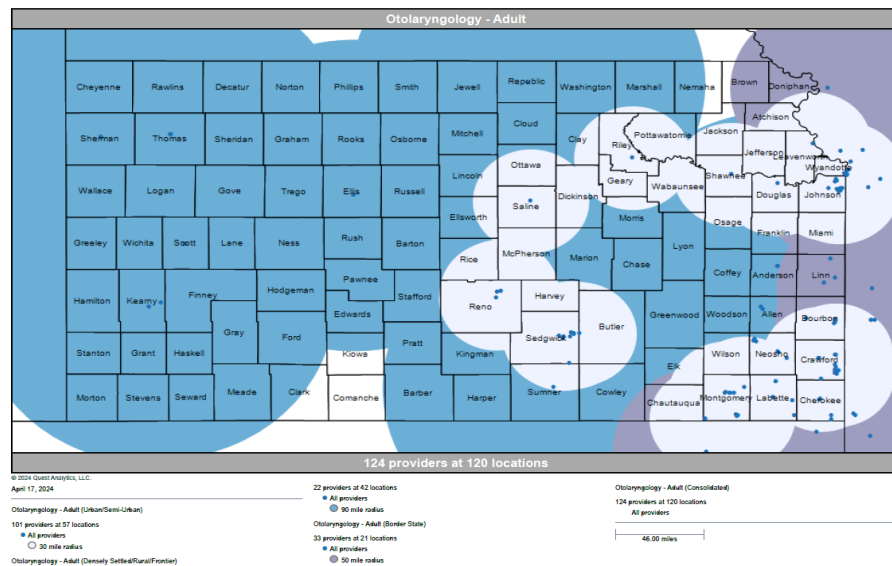
	2Q 2023	3Q 2023	4Q 2023	1Q 2024
<b>Aetna Better Health</b>	<b>164</b>	<b>145</b>	<b>162</b>	<b>166</b>
<b>Sunflower Health Plan</b>	<b>127</b>	<b>132</b>	<b>127</b>	<b>124</b>
<b>UnitedHealthcare</b>	<b>103</b>	<b>106</b>	<b>106</b>	<b>107</b>



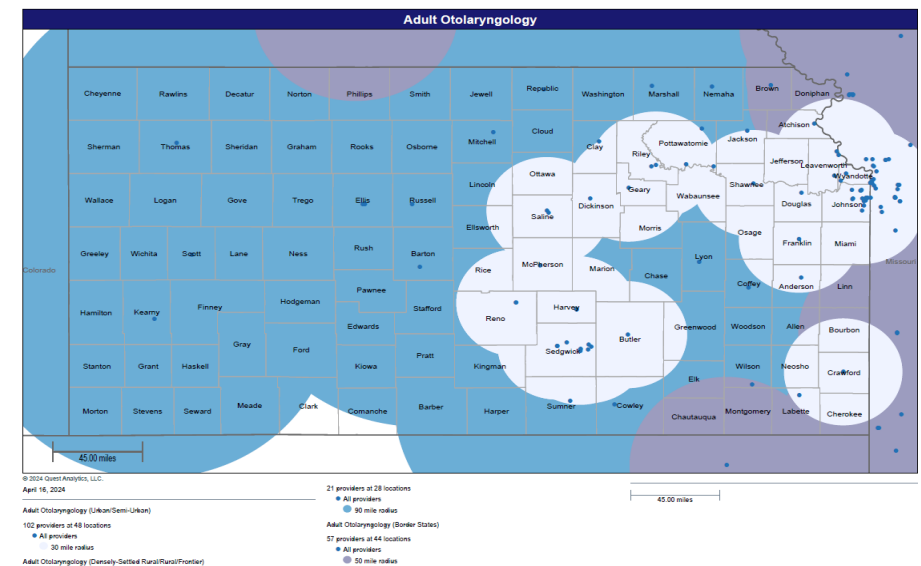
## Aetna Better Health



## Sunflower Health Plan

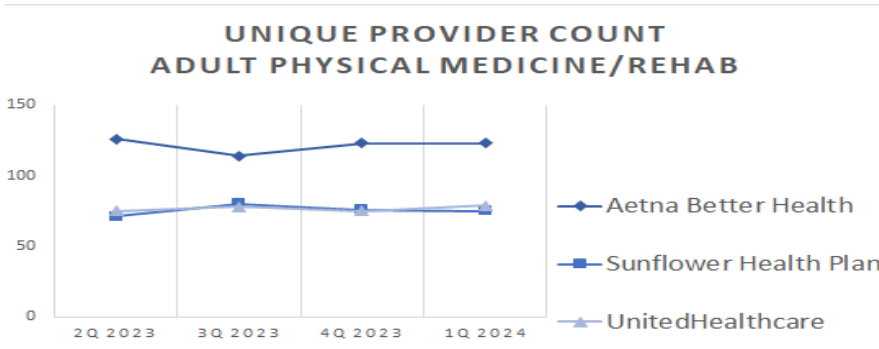


## UnitedHealthcare

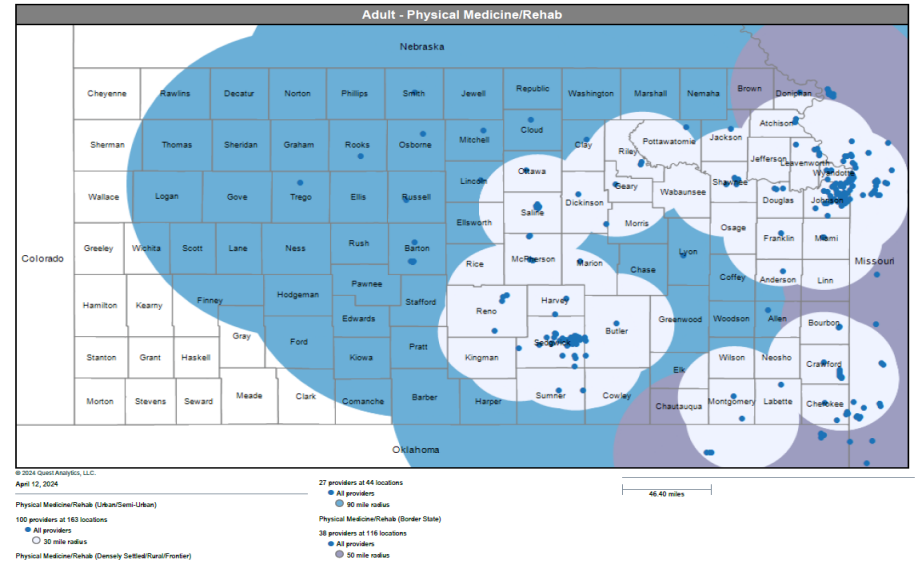


## Physical Medicine/Rehab Quarterly Unique Provider Count

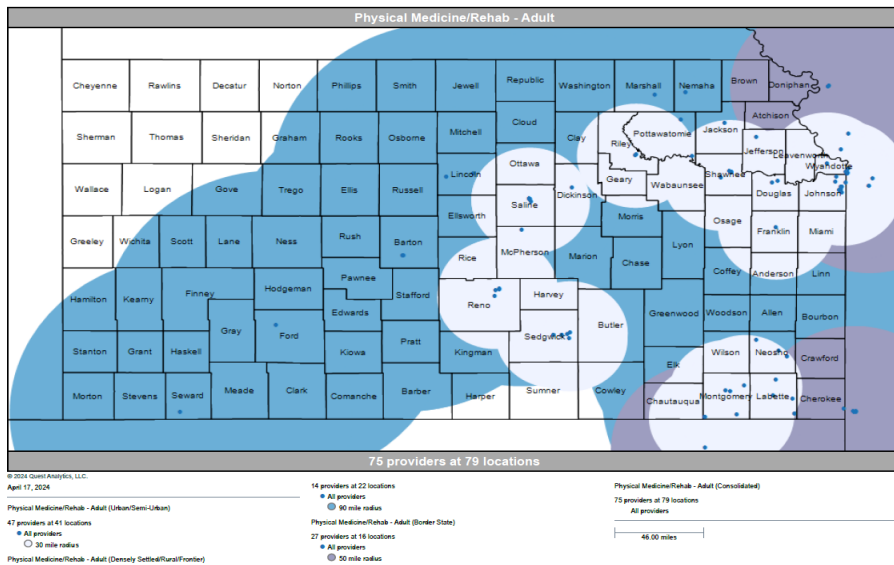
	2Q 2023	3Q 2023	4Q 2023	1Q 2024
<b>Aetna Better Health</b>	<b>126</b>	<b>114</b>	<b>123</b>	<b>123</b>
<b>Sunflower Health Plan</b>	<b>71</b>	<b>80</b>	<b>76</b>	<b>75</b>
<b>UnitedHealthcare</b>	<b>75</b>	<b>78</b>	<b>75</b>	<b>79</b>



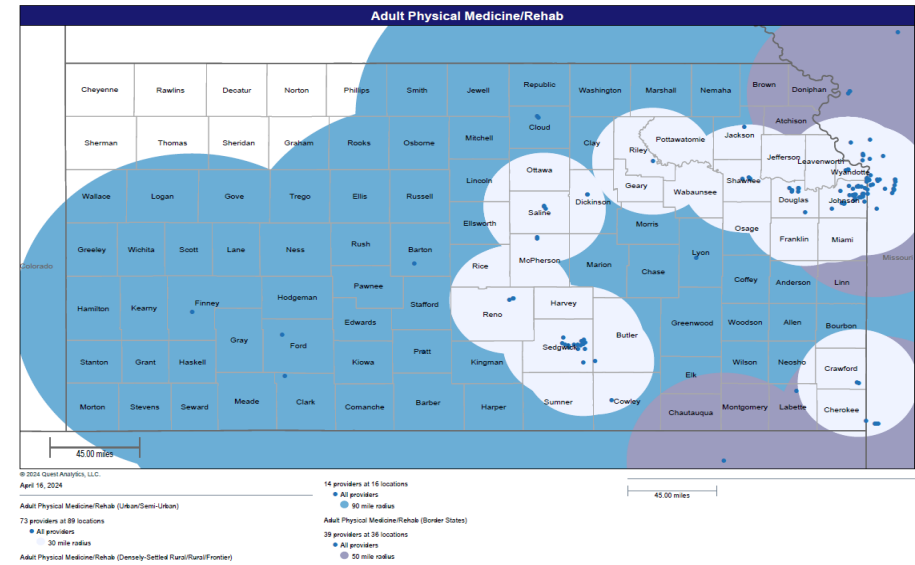
## Aetna Better Health



## Sunflower Health Plan



## UnitedHealthcare

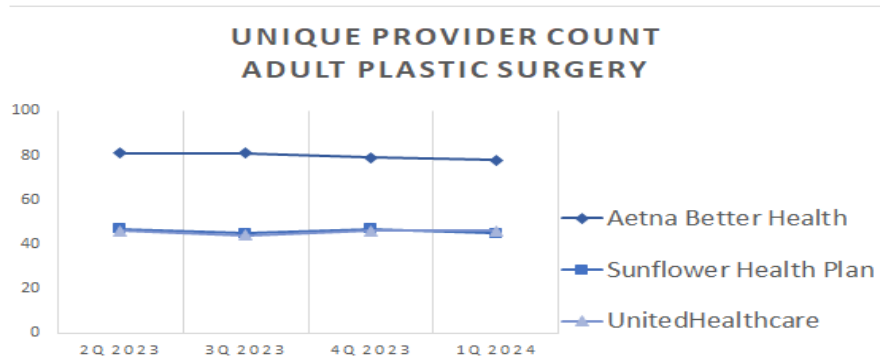




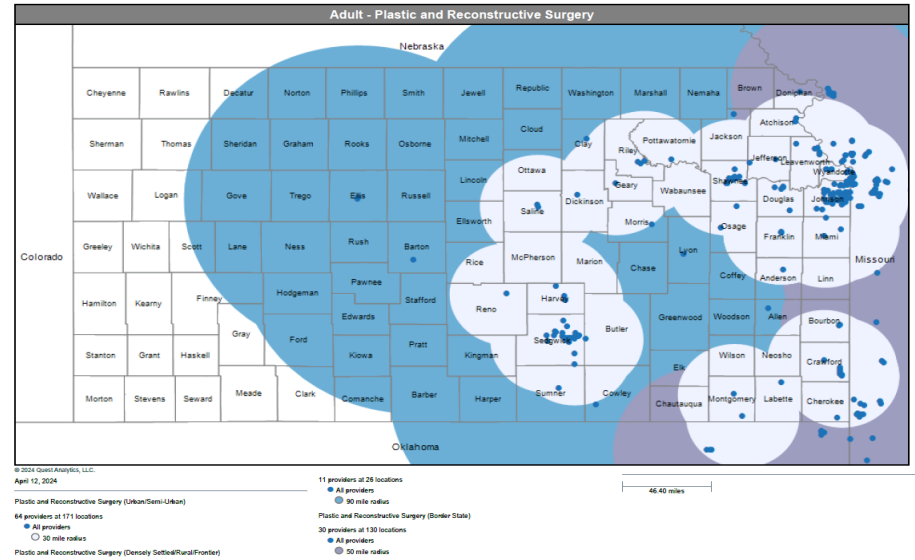
## Plastic & Reconstructive Surgery

### Quarterly Unique Provider Count

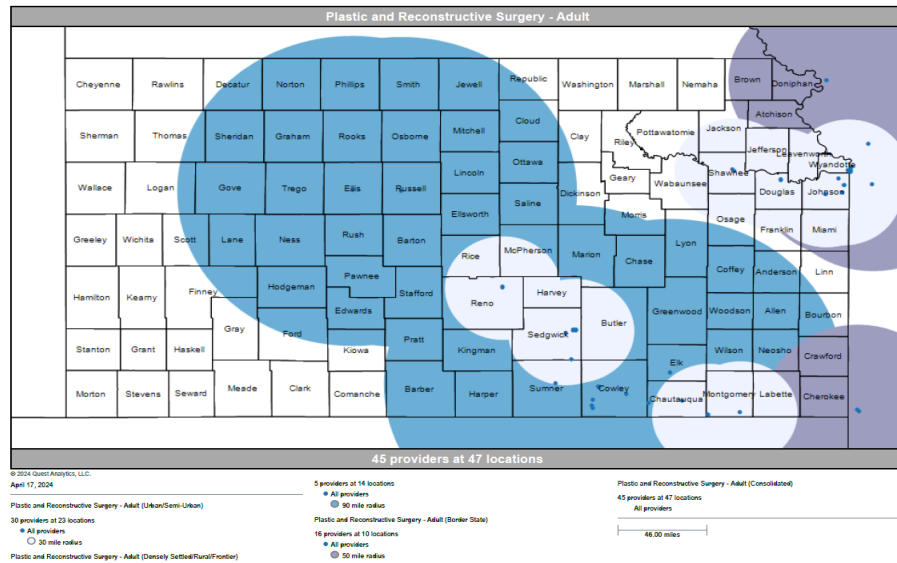
	2Q 2023	3Q 2023	4Q 2023	1Q 2024
<b>Aetna Better Health</b>	<b>81</b>	<b>81</b>	<b>79</b>	<b>78</b>
<b>Sunflower Health Plan</b>	<b>47</b>	<b>45</b>	<b>47</b>	<b>45</b>
<b>UnitedHealthcare</b>	<b>46</b>	<b>44</b>	<b>46</b>	<b>46</b>



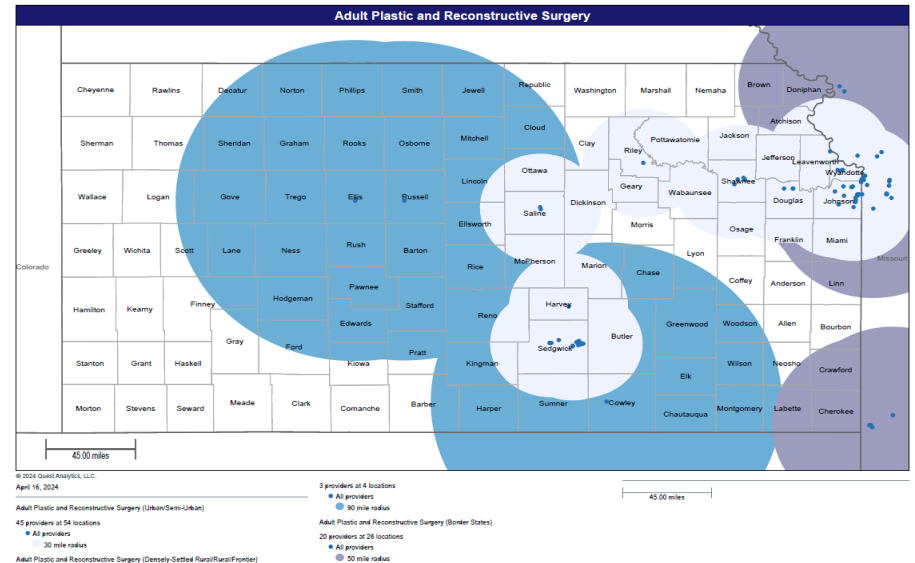
## Aetna Better Health



## Sunflower Health Plan



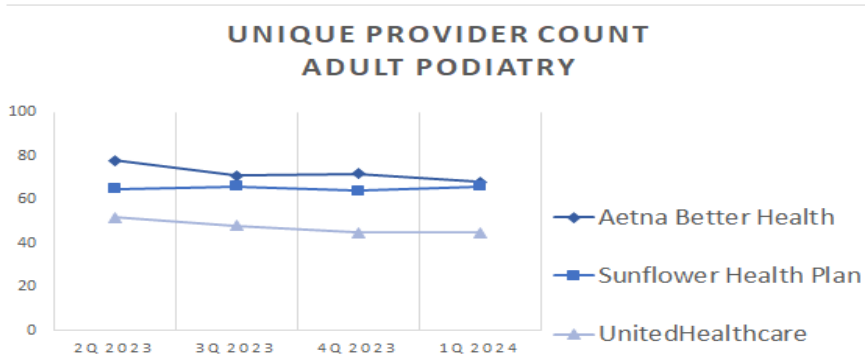
## UnitedHealthcare



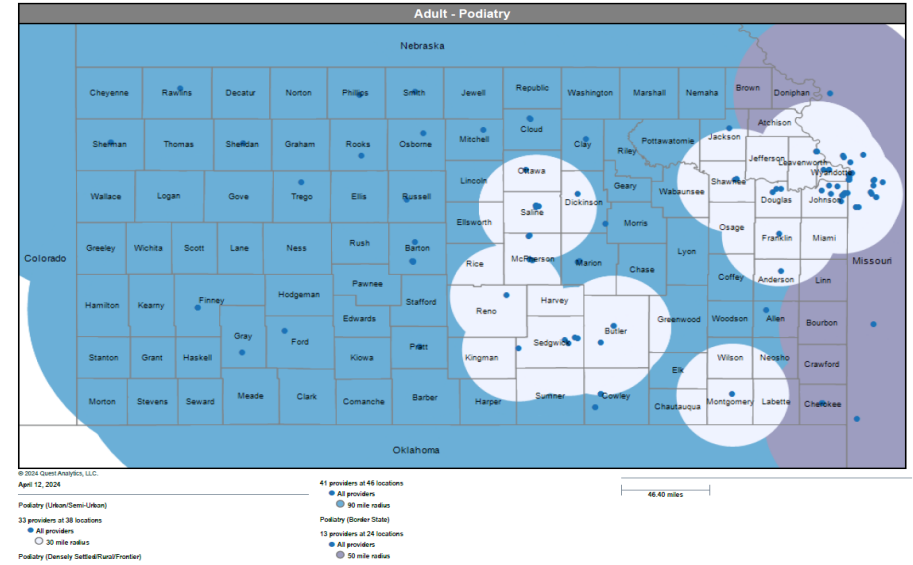
## Podiatry

### Quarterly Unique Provider Count

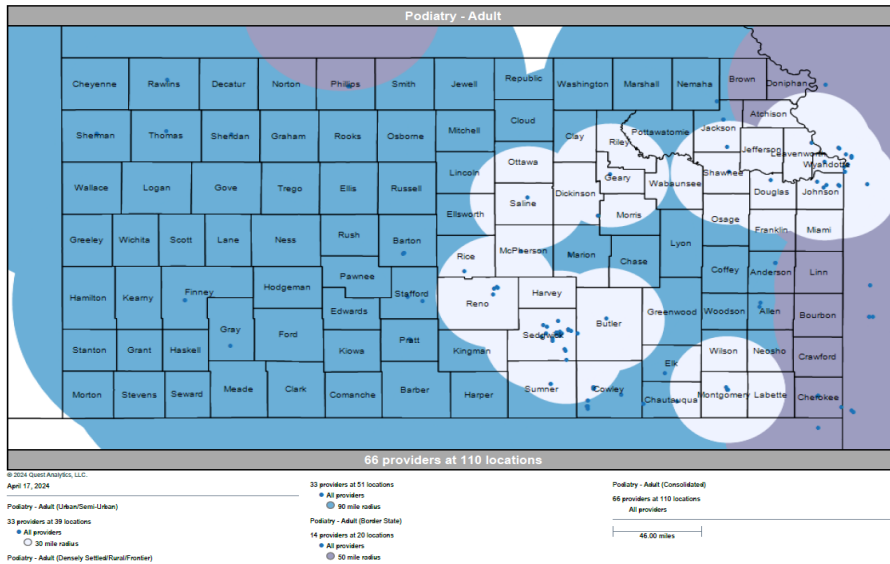
	2Q 2023	3Q 2023	4Q 2023	1Q 2024
<b>Aetna Better Health</b>	<b>78</b>	<b>71</b>	<b>72</b>	<b>68</b>
<b>Sunflower Health Plan</b>	<b>65</b>	<b>66</b>	<b>64</b>	<b>66</b>
<b>UnitedHealthcare</b>	<b>52</b>	<b>48</b>	<b>45</b>	<b>45</b>



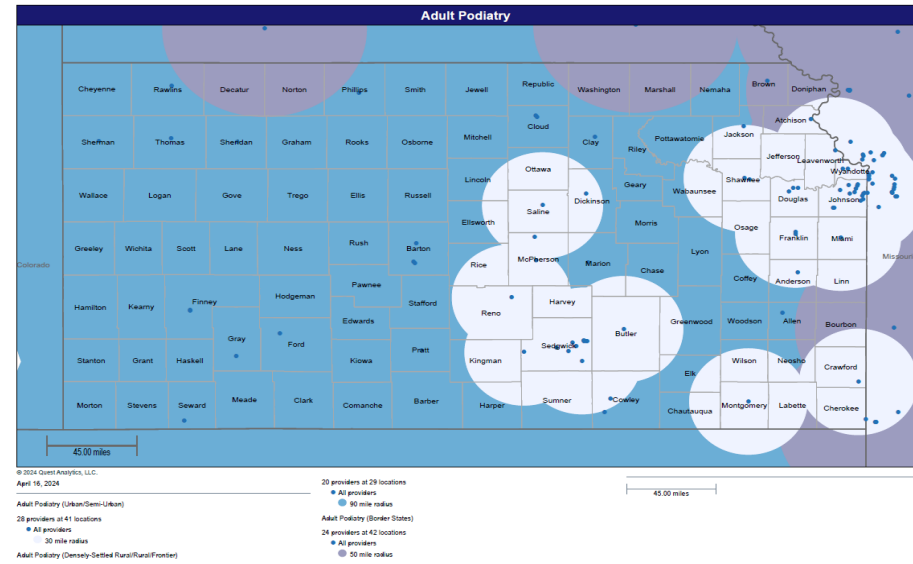
## Aetna Better Health



## Sunflower Health Plan



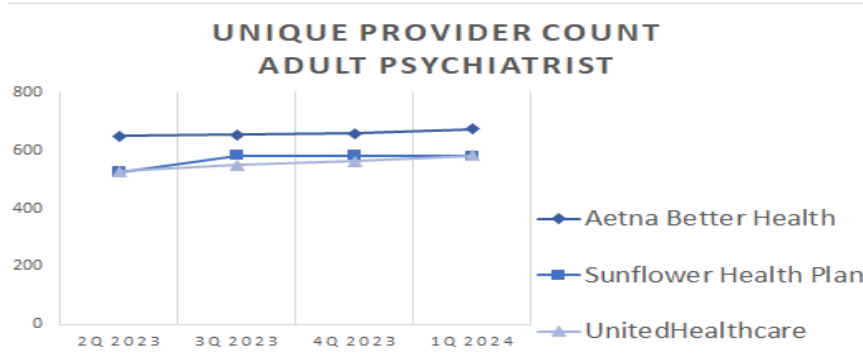
## UnitedHealthcare



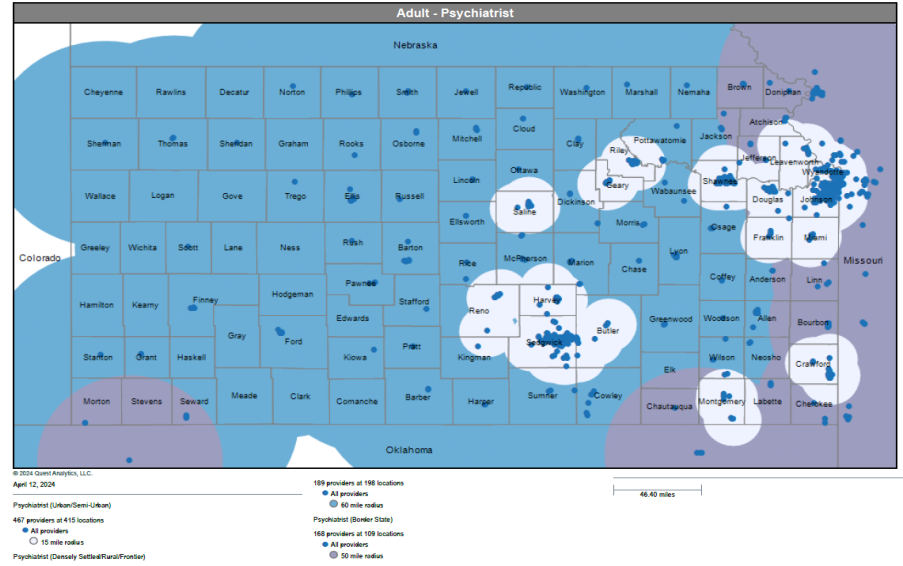
## Psychiatrist

### Quarterly Unique Provider Count

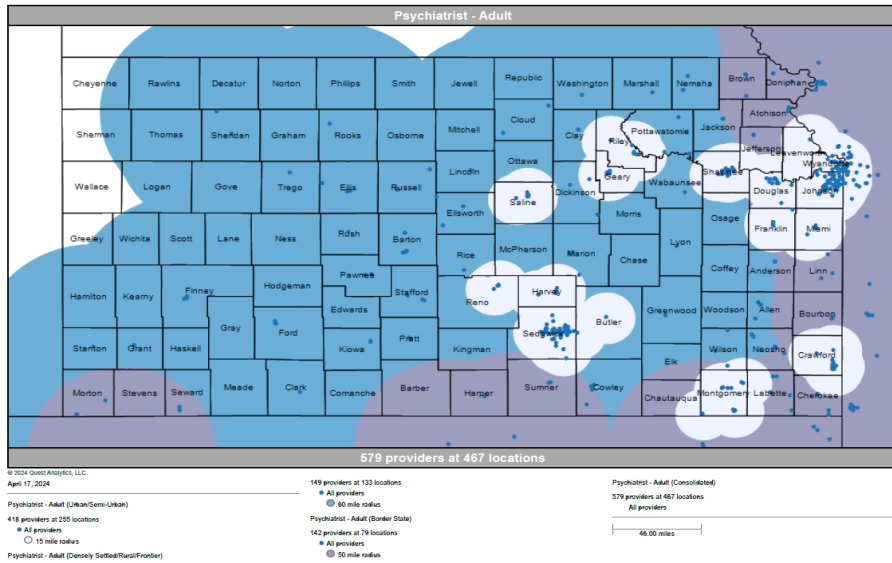
	2Q 2023	3Q 2023	4Q 2023	1Q 2024
<b>Aetna Better Health</b>	<b>649</b>	<b>655</b>	<b>659</b>	<b>674</b>
<b>Sunflower Health Plan</b>	<b>525</b>	<b>581</b>	<b>583</b>	<b>579</b>
<b>UnitedHealthcare</b>	<b>528</b>	<b>550</b>	<b>562</b>	<b>582</b>



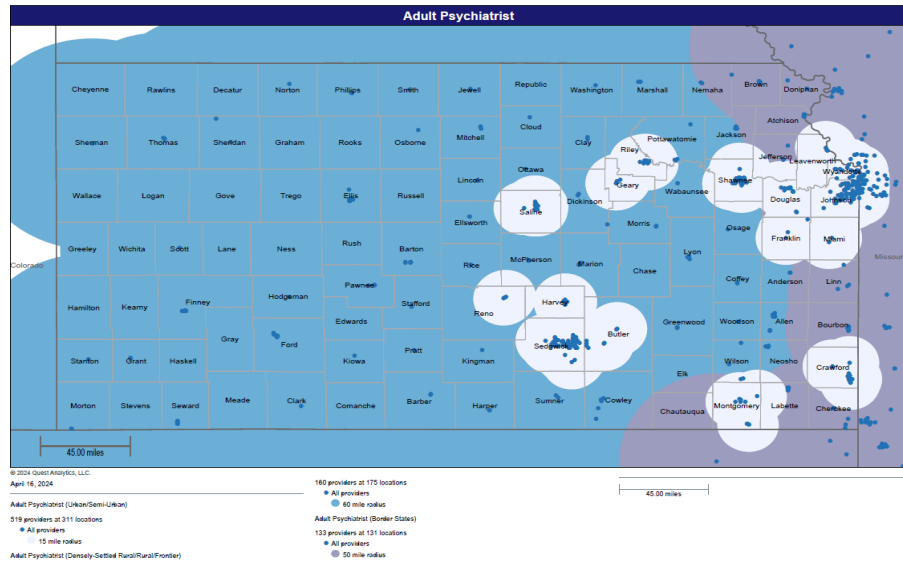
### Aetna Better Health



### Sunflower Health Plan



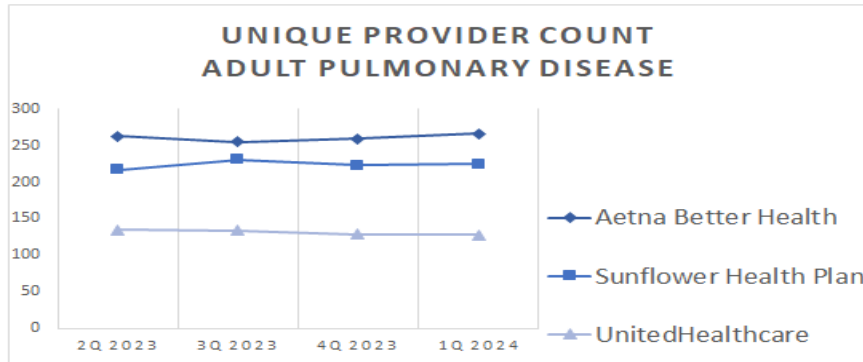
### UnitedHealthcare



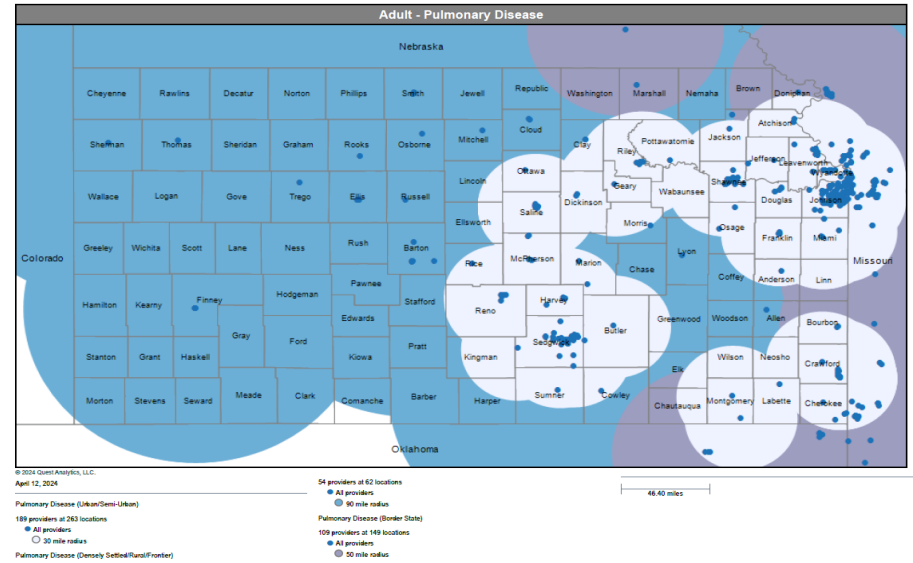
## Pulmonary Disease

### Quarterly Unique Provider Count

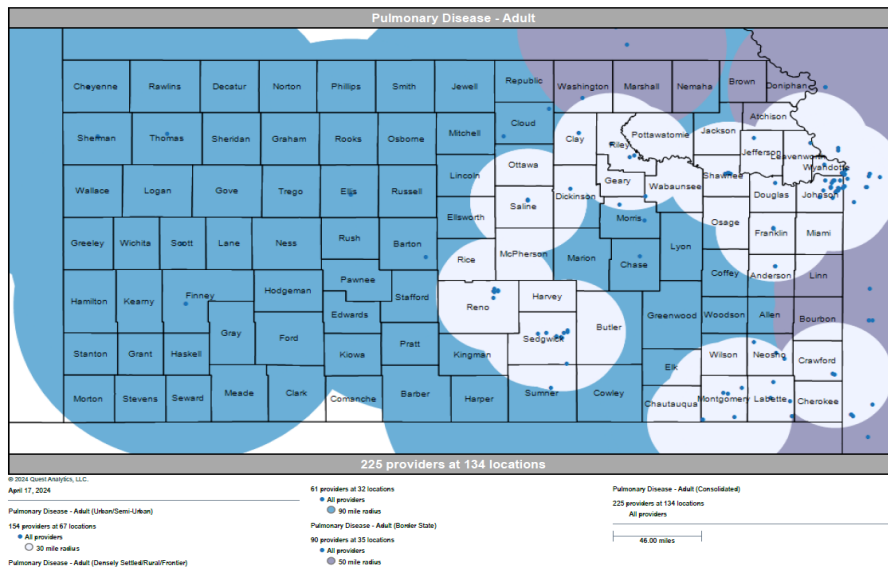
	2Q 2023	3Q 2023	4Q 2023	1Q 2024
<b>Aetna Better Health</b>	<b>263</b>	<b>255</b>	<b>259</b>	<b>266</b>
<b>Sunflower Health Plan</b>	<b>217</b>	<b>231</b>	<b>223</b>	<b>225</b>
<b>UnitedHealthcare</b>	<b>135</b>	<b>134</b>	<b>129</b>	<b>128</b>



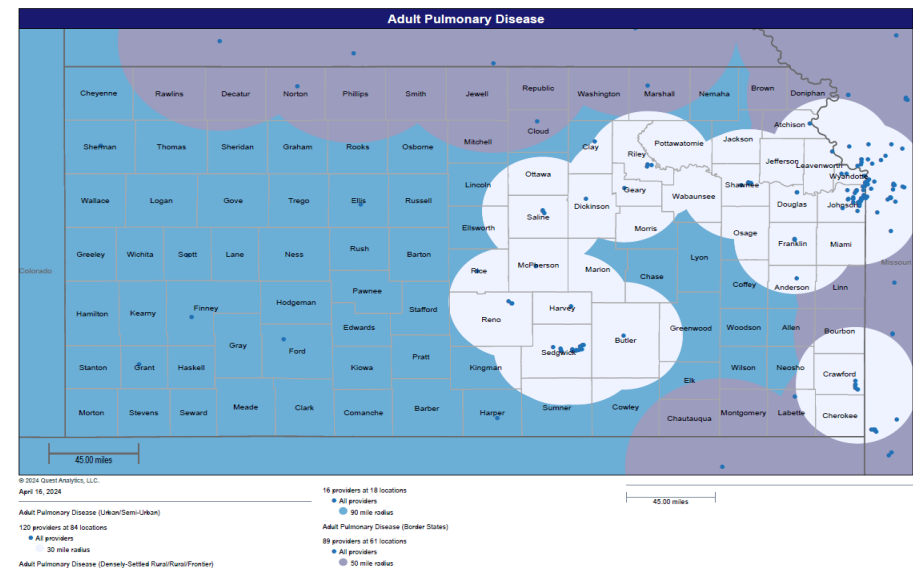
### Aetna Better Health



### Sunflower Health Plan



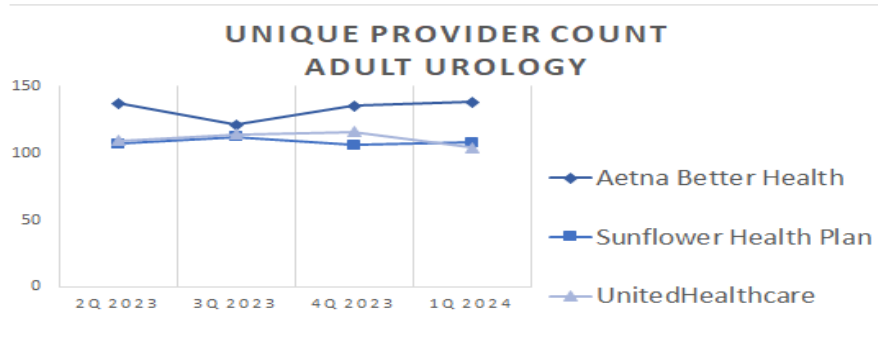
### UnitedHealthcare



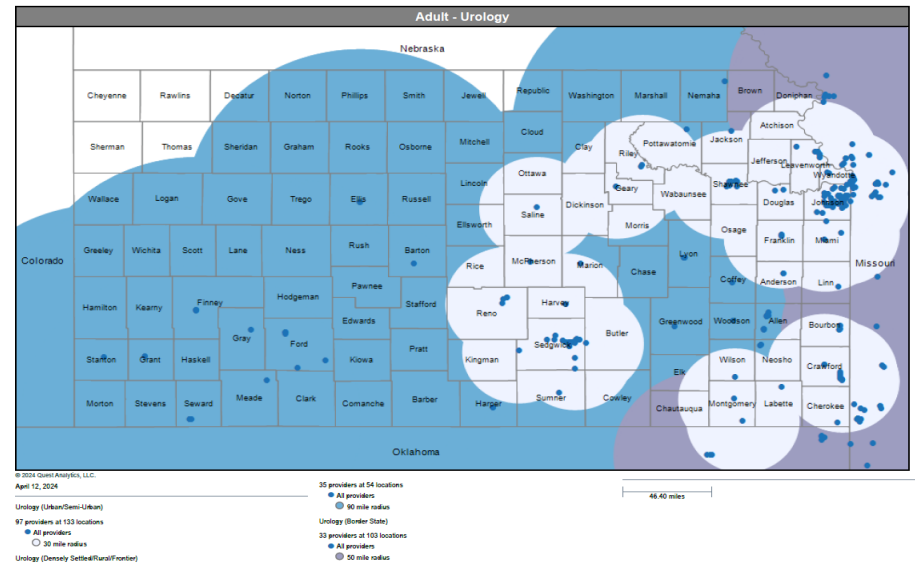
## Urology

### Quarterly Unique Provider Count

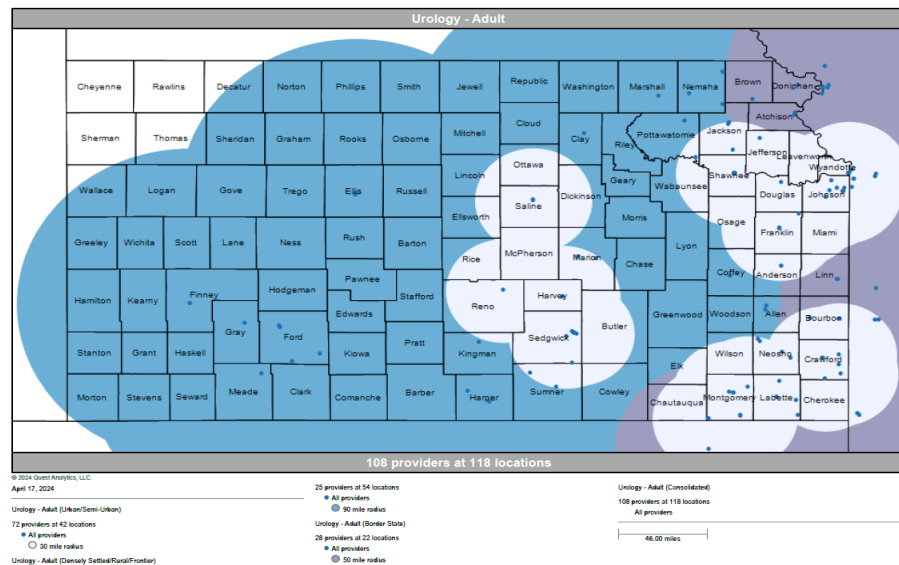
	2Q 2023	3Q 2023	4Q 2023	1Q 2024
<b>Aetna Better Health</b>	<b>137</b>	<b>121</b>	<b>135</b>	<b>138</b>
<b>Sunflower Health Plan</b>	<b>107</b>	<b>112</b>	<b>106</b>	<b>108</b>
<b>UnitedHealthcare</b>	<b>109</b>	<b>114</b>	<b>116</b>	<b>104</b>



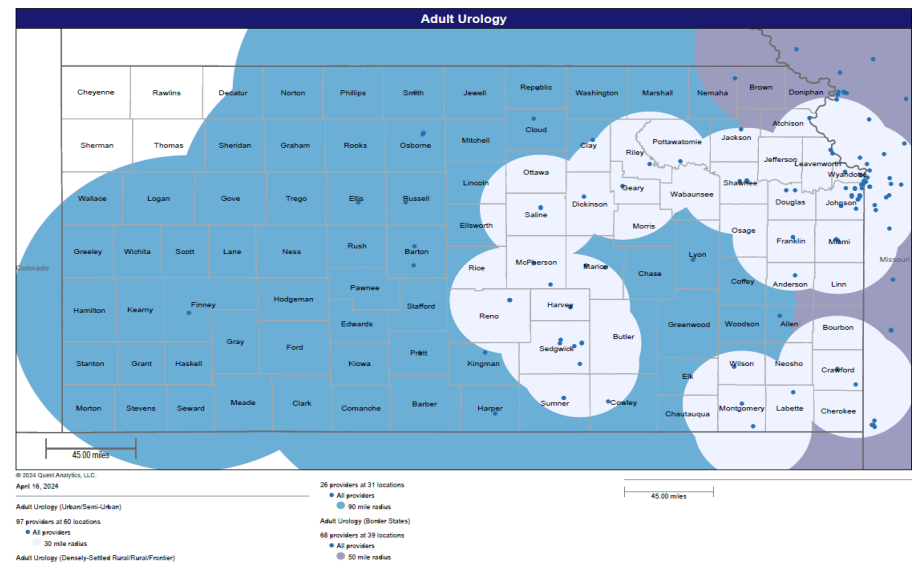
### Aetna Better Health



### Sunflower Health Plan



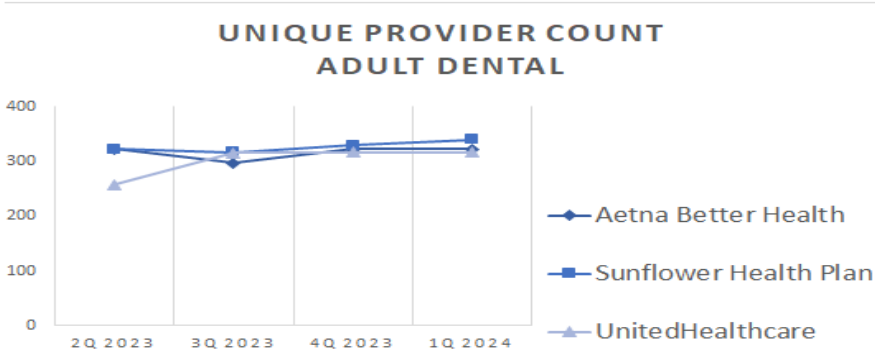
### UnitedHealthcare



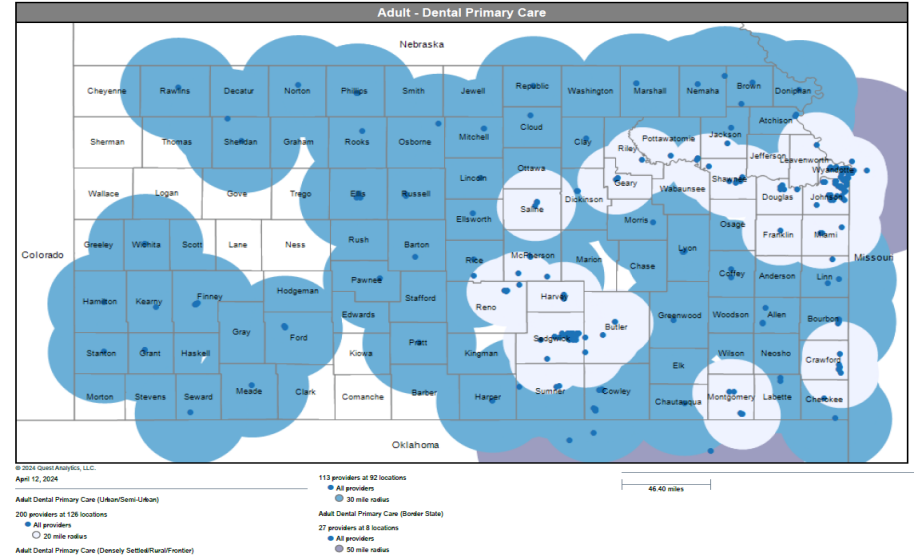
## Dental Primary Care

### Quarterly Unique Provider Count

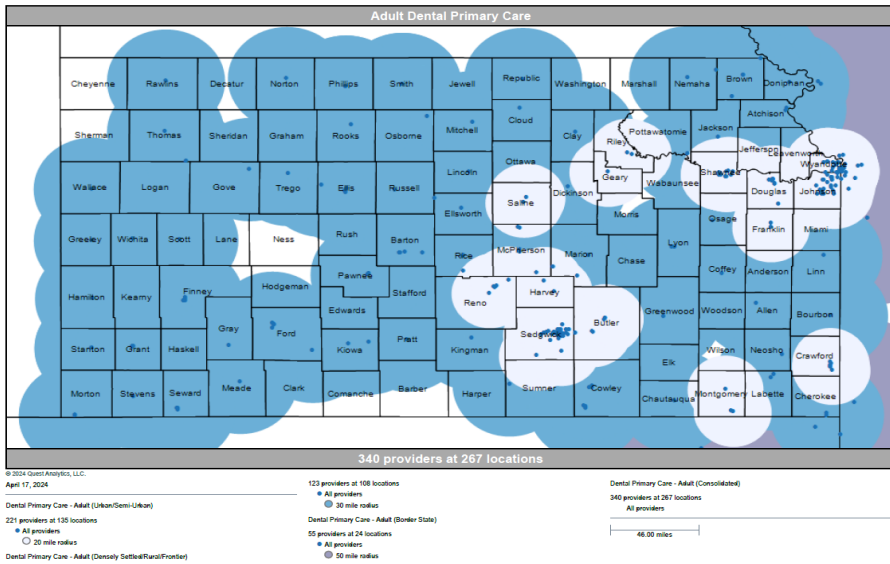
	2Q 2023	3Q 2023	4Q 2023	1Q 2024
Aetna Better Health	322	297	322	322
Sunflower Health Plan	323	317	330	340
UnitedHealthcare	258	315	317	317



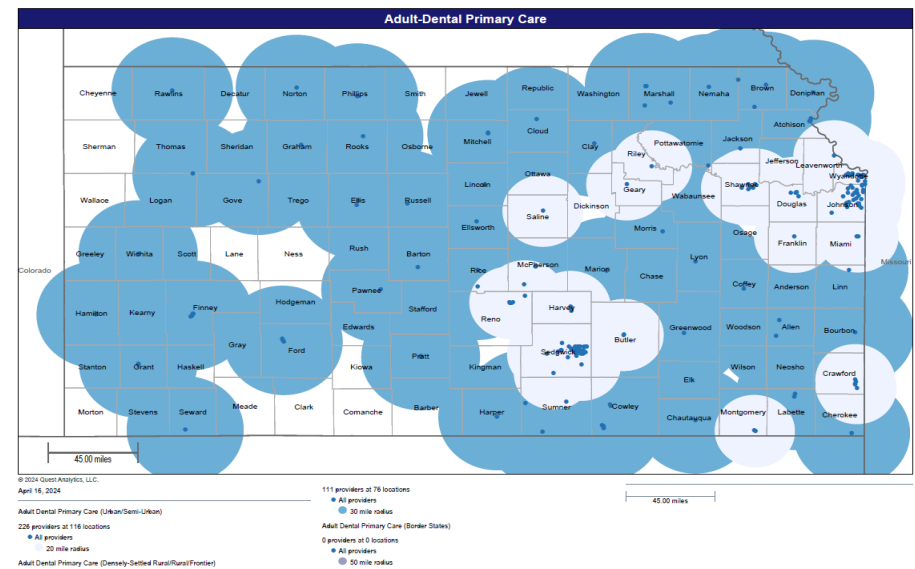
### Aetna Better Health



### Sunflower Health Plan



### UnitedHealthcare

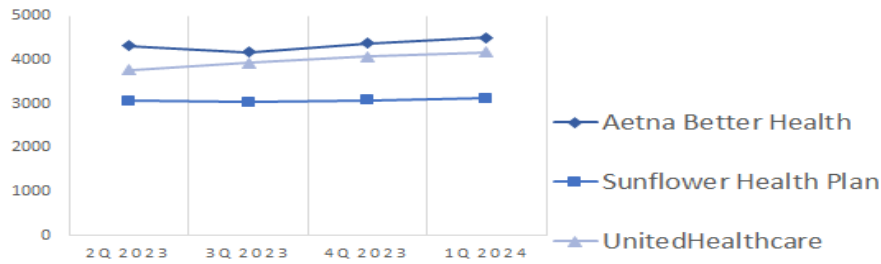


## Behavioral Health

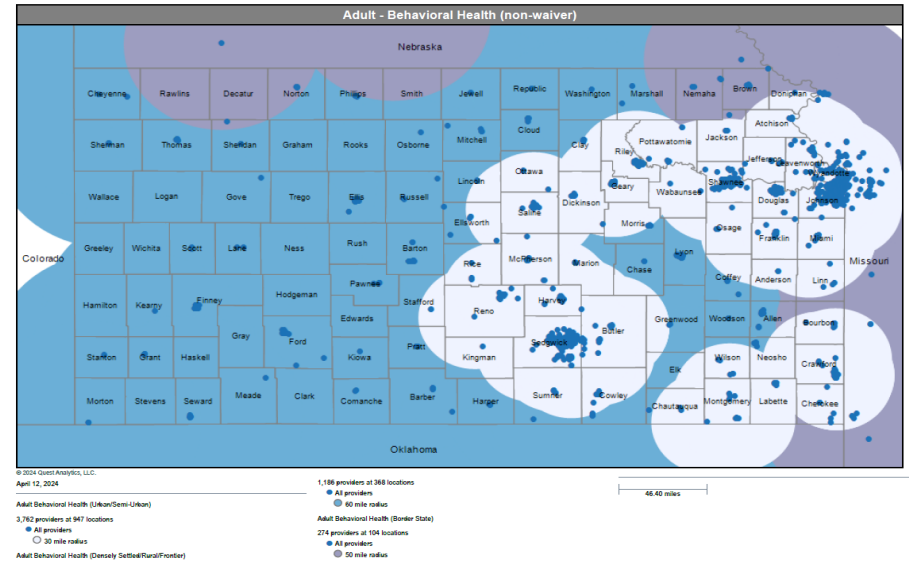
### Quarterly Unique Provider Count

	2Q 2023	3Q 2023	4Q 2023	1Q 2024
Aetna Better Health	4318	4171	4369	4499
Sunflower Health Plan	3067	3035	3084	3124
UnitedHealthcare	3772	3934	4069	4179

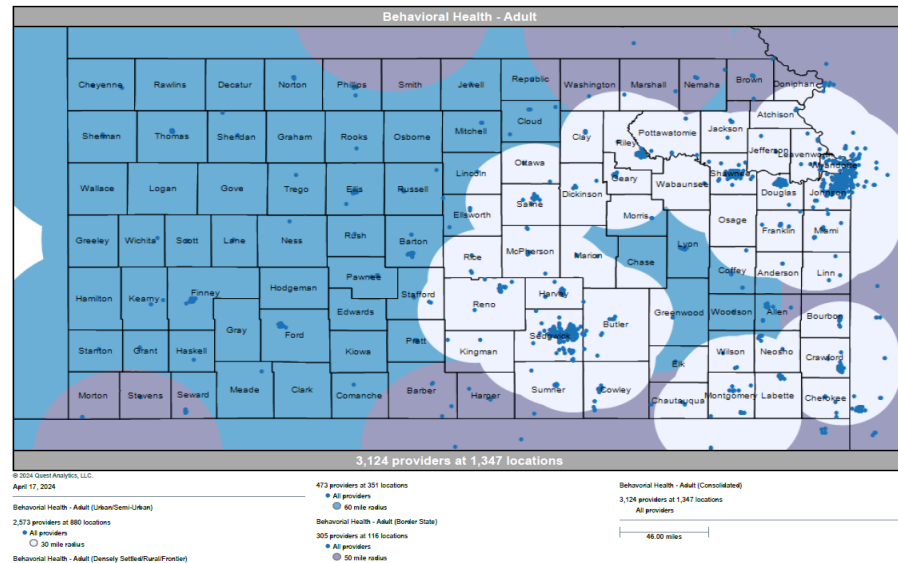
UNIQUE PROVIDER COUNT  
ADULT BEHAVIORAL HEALTH



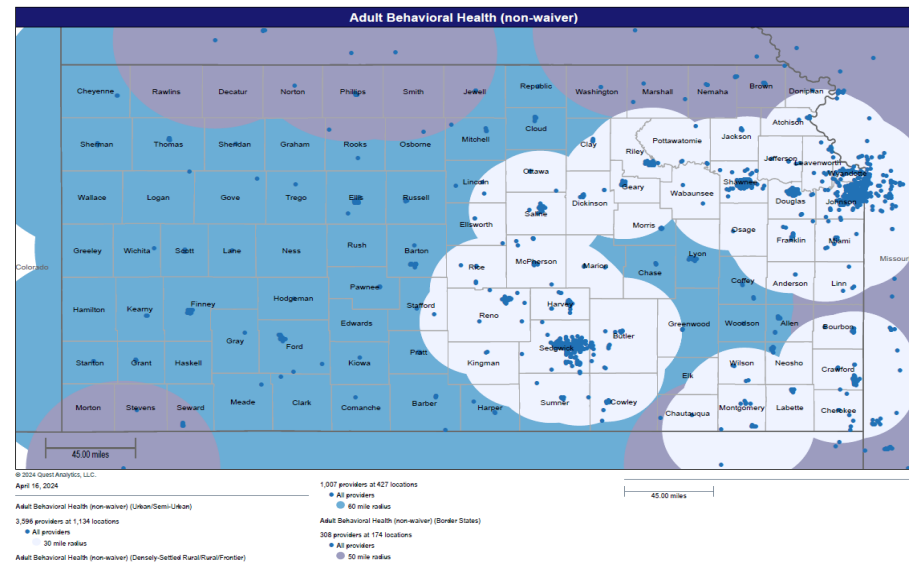
## Aetna Better Health



## Sunflower Health Plan



## UnitedHealthcare





## KanCare Managed Care Organization

Network Access As of April 1, 2024

### Description of Provider Types and Specialties

Provider Type/Specialty	Description
Primary Care Provider (PCP)	<p>All KanCare members will select or be assigned to a PCP. The KanCare MCOs contract with PCPs to provide, to their members, primary care services including:</p> <ul style="list-style-type: none"> <li>• Basic diagnosis and treatment of common illnesses and medical conditions</li> <li>• Counseling and education on safe health behaviors, self-care skills, treatment options, and preventive services</li> <li>• Referrals to specialists for treatment and management of more complex conditions</li> </ul> <p>Family practitioners, general practitioners, internists, pediatricians, OB/GYNs, and other types of providers contracted to fulfill this purpose, may function as PCPs. In addition, physician assistants and nurse practitioners supporting the types of physicians listed above may function as PCPs. The access standard for urban and semi-urban counties is that a PCP be available within 20 miles of the member's residence. For rural and frontier counties, a PCP should be available within 30 miles of the member's residence.</p>
Allergy	<p>Allergists are doctors who specialize in diagnosis, treatment and management of allergies, asthma and immunologic disorders. The KanCare MCOs contract with allergists to provide these services to their members. The access standard for urban and semi-urban counties is that an allergist be available within 25 miles of the member's residence. For rural and frontier counties, an allergist should be available within 100 miles of the member's residence.</p>
Cardiology	<p>Cardiologists are doctors who specialize in diagnosing and treating diseases or conditions of the heart and blood vessels—the cardiovascular system. The KanCare MCOs contract with cardiologists and cardiovascular surgeons to provide these services to their members. The access standard for urban and semi-urban counties is that a cardiologist be available within 25 miles of the member's residence. For rural and frontier counties, a cardiologist should be available within 100 miles of the member's residence.</p>
Dermatology	<p>Dermatologists are doctors who specialize in diagnosis, treatment, and prevention of skin diseases or skin cancers. The KanCare MCOs contract with dermatologists to provide these services to their members. The access standard for urban and semi-urban counties is that a dermatologist be available within 25 miles of the member's residence. For rural and frontier counties, a dermatologist should be available within 100 miles of the member's residence.</p>
Internal Medicine	<p>Physicians specializing in internal medicine, internists, deal with the prevention, diagnosis, and treatment of adult diseases. The access standard for urban and semi-urban counties is that an internist be available within 25 miles of the member's residence. For rural and frontier counties, an internist should be available within 100 miles of the member's residence.</p>
Gastroenterology	<p>Gastroenterologists are doctors who specialize in diseases of the digestive tract. The KanCare MCOs contract with gastroenterologists to provide these services to their members. The access standard for urban and semi-urban counties is that a gastroenterologist be available within 25 miles of the member's residence. For rural and frontier counties, a gastroenterologist should be available within 100 miles of the member's residence.</p>
General Surgery	<p>A general surgeon is a physician who has been educated and trained in the diagnosis and preoperative, operative, and postoperative management of patient care. The KanCare MCOs contract with general surgeons to provide these services to their members. The access standard for urban and semi-urban counties is that a general surgeon be available within 25 miles of the member's residence. For rural and frontier counties, a general surgeon should be available within 100 miles of the member's residence.</p>
Hematology/Oncology	<p>Hematologists are doctors who specialize in diagnosis, treatment, and management of blood disorders. The KanCare MCOs contract with hematologists to provide these services to their members. The access standard for urban and semi-urban counties is that a hematologist be available within 25 miles of the member's residence. For rural and frontier counties, a hematologist should be available within 100 miles of the member's residence.</p>





## KanCare Managed Care Organization Network Access As of April 1, 2024

Neonatology	Neonatologists are doctors who specialize in the treatment of newborn infants—especially premature and ill infants. The KanCare MCOs contract with neonatologists to provide these services to their members. The access standard for urban and semi-urban counties is that a neonatologist be available within 25 miles of the member’s residence. For rural and frontier counties, a neonatologist should be available within 100 miles of the member’s residence.
Nephrology	Nephrologists are doctors who specialize in diagnosis and management of kidney diseases. The KanCare MCOs contract with nephrologists to provide these services to their members. The access standard for urban and semi-urban counties is that a nephrologist be available within 25 miles of the member’s residence. For rural and frontier counties, a nephrologist should be available within 100 miles of the member’s residence.
Neurology	Neurologists are doctors who specialize in diagnosis and treatment of disorders of the nervous system. The KanCare MCOs contract with neurologists to provide these services to their members. The access standard for urban and semi-urban counties is that a neurologist be available within 25 miles of the member’s residence. For rural and frontier counties, a neurologist should be available within 100 miles of the member’s residence.
Neurosurgery	Neurosurgeons are doctors who specialize in brain and spinal surgery. The KanCare MCOs contract with neurosurgeons to provide these services to their members. The access standard for urban and semi-urban counties is that a neurosurgeon be available within 25 miles of the member’s residence. For rural and frontier counties, a neurosurgeon should be available within 100 miles of the member’s residence.
OB/GYN	An obstetrician/gynecologist (OB/GYN) is a physician who both delivers babies and treats diseases of the female reproductive organs. The KanCare MCOs contract with OB/GYNs, including specialists in maternal fetal medicine and certified nurse midwives, to provide these services to their members. The access standard for urban and semi-urban counties is that an OB/GYN be available within 15 miles of the member’s residence. For rural and frontier counties, an OB/GYN should be available within 60 miles of the member’s residence.
Ophthalmology	An ophthalmologist is a physician specializing in medical and surgical eye problems. Since ophthalmologists perform operations on eyes, they are both surgical and medical specialists. The KanCare MCOs contract with ophthalmologists to provide these services to their members. The access standard for urban and semi-urban counties is that an ophthalmologist be available within 25 miles of the member’s residence. For rural and frontier counties, an ophthalmologist should be available within 100 miles of the member’s residence.
Orthopedics	Orthopedists are doctors who specialize in disorders of the bones, ligaments, tendons and joints. The KanCare MCOs contract with orthopedists to provide these services to their members. The access standard for urban and semi-urban counties is that an orthopedist be available within 25 miles of the member’s residence. For rural and frontier counties, an orthopedist should be available within 100 miles of the member’s residence.
Otolaryngology	An otolaryngologist is a physician who specializes in the diagnosis and treatment of disorders of the head and neck. This specialty is more commonly known as ENT (ear, nose, and throat). The access standard for urban and semi-urban counties is that an otolaryngologist be available within 25 miles of the member’s residence. For rural and frontier counties, an otolaryngologist should be available within 100 miles of the member’s residence.
Physical Medicine/Rehab	Physical medicine and rehabilitation is an area of medicine that strives to restore and enhance function and quality of life to those with physical impairments or disabilities. A physician in this field, a physiatrist, specializes in restoring function to people with injuries to the muscles, bones, tissues, and nervous system (such as stroke patients). The access standard for urban and semi-urban counties is that a physiatrist be available within 25 miles of the member’s residence. For rural and frontier counties, a physiatrist should be available within 100 miles of the member’s residence.
Plastic & Reconstructive Surgery	A plastic surgeon specializes in the correction or restoration of form and function. Although cosmetic surgery is the most well-known type of plastic surgery, most plastic surgery is not cosmetic. Plastic surgeons deal with reconstructive surgery as well as the treatment of burns. The access standard for urban and semi-urban counties is that a plastic surgeon be available within 25 miles of the member’s residence. For rural and frontier counties, a plastic surgeon should be available within 100 miles of the member’s residence.



## KanCare Managed Care Organization Network Access As of April 1, 2024

Podiatry	A podiatrist is a physician who specializes in the diagnosis and treatment of disorders of the foot, ankle, and lower extremities. The access standard for urban and semi-urban counties is that a podiatrist be available within 25 miles of the member's residence. For rural and frontier counties, a podiatrist should be available within 100 miles of the member's residence.
Psychiatrist	A psychiatrist is a physician who specializes in the prevention, diagnosis, and treatment of mental, addictive, and emotional disorders. The KanCare MCOs contract with psychiatrists to provide these services to their members. The access standard for urban and semi-urban counties is that a psychiatrist be available within 15 miles of the member's residence. For rural and frontier counties, a psychiatrist should be available within 60 miles of the member's residence.
Pulmonary Disease	A pulmonologist is a physician who diagnoses and treats diseases and conditions of the lungs and chest. Pulmonology often involves managing patients who need life support and mechanical ventilation. The access standard for urban and semi-urban counties is that a pulmonologist be available within 25 miles of the member's residence. For rural and frontier counties, a pulmonologist should be available within 100 miles of the member's residence.
Urology	Urology focuses on the urinary tract in males and females, and on the reproductive system in males. Urologists diagnose, treat, and manage patients with urological disorders. The organs covered by urology include the kidneys, ureters, urethra, urinary bladder, adrenal gland and the male reproductive organs. The access standard for urban and semi-urban counties is that a urologist be available within 25 miles of the member's residence. For rural and frontier counties, a urologist should be available within 100 miles of the member's residence.
Hospital	Hospitals are healthcare institutions that provide patient treatment by specialized staff and equipment. Hospitals most commonly provide overnight stays for people with serious or life threatening health problems, emergency care, and surgical care. The KanCare MCOs contract with hospitals to provide these services to their members. The access standard for both urban and rural counties is that a hospital be available within 30 miles of the member's residence.
Optometry	An optometrist is a health care professional who is licensed to provide primary eye care services. The KanCare MCOs contract with optometrists to provide these services to their members. The access standard for both urban and rural counties is that an optometrist be available within 30 minutes transport time of the member's residence. The plans have used 30 miles as a proxy for 30 minutes transport time.
Dental Primary Care	Dental primary care includes dental procedures or protocols that attempt to preserve oral hard tissues (teeth) and soft tissues (gums) in good health. Common examples of services include checkups, cleanings, fluoride treatment and sealants. The KanCare MCOs contract with dental providers, including general dentistry practitioners and pediatric dentists, to provide primary dental care services to their members. The access standard for urban and semi-urban counties is that dental primary care be available within 20 miles of the member's residence. For rural and frontier counties, dental primary care should be available within 30 miles of the member's residence.
Retail Pharmacy	Retail pharmacists are medical professionals who prepare and sell prescription drugs as directed by physicians. Pharmacists use their knowledge and training to counsel customers on the appropriate dosages as well as provide instructions concerning the safety of combining certain medications. The KanCare MCOs contract with retail pharmacies to provide these services to their members. The access standard for urban and semi-urban counties is that a retail pharmacy be available within 10 miles of the member's residence. For rural and frontier counties, a retail pharmacy should be available within 30 miles of the member's residence.
Behavioral Health	Behavioral healthcare refers to a continuum of services for individuals at risk of, or suffering from, mental, behavioral, or addictive disorders. The KanCare MCOs contract with behavioral health providers, including mental health and substance use disorder providers, to offer these services to their members. The access standard for urban and semi-urban counties is that behavioral health services be available within 30 miles of the member's residence. For densely-settled rural counties, behavioral health services should be available within 45 miles of the member's residence. For rural and frontier counties, behavioral health services should be available within 60 miles of the member's residence. The KanCare MCOs were instructed to exclude Community Mental Health Centers (CMHCs), Psychiatric Residential Treatment Facilities (PRTFs), and Regional Alcohol and Drug Assessment Centers (RADACs) when creating these maps, as all of these providers must be in network for all plans due to the nature of service they provide.