



OneCare Kansas Planning Council

June 20, 2019

Helping people live healthier lives by integrating and coordinating services and supports to treat the “whole-person” across the lifespan.



Welcome

The road so far...

- Began meeting in November 2018
- Provide input on OCK forms and processes
 - Program communication tools (website, newsletter, talking points)
 - Provider Application
 - Short & Long-Term Quality Measures
 - Target Population
 - Training topics
- Successfully met with Legislators in January 2019 to extend implementation timeline
- Hosted Provider Forum in March 2019

AGENDA FOR THE DAY



- Project Timeline Update
- Provider Outcomes Discussion
- Target Population – Update and discussion
- Communications Update
- Forum Planning

Updates

- Project Timeline – *Becky Ross*





Provider Outcomes

Amy Swanson | Quality Program Manager
KDHE Division of Healthcare Finance

Helping people live healthier lives by integrating and coordinating services and supports to treat the “whole-person” across the lifespan.

Provider Success

- Elements that made the PROGRAM successful
- Elements that made the PROVIDER successful
- Program-specific goals (not State or Federal goals)
- Provider's internal definition of success



Criteria



Think about one provider you know...

- Their program structure (how they organize themselves, where did the program sit in the agency, staff reporting structure, staff roles, supervisory roles)
- The things they were excited to share with you (advancements, member outcomes, relationship development with other providers)
- How they assessed themselves (internal goals, program development benchmarks, staff performance criteria)
- How they overcame challenges (locating members, bringing up a new program, working across

Provider Programs

- What were key elements providers used to build their original program? (advertising, staffing, program management)
- How did they determine whether an element was successful?
- What would the provider have done differently?
- What elements would they replicate as they build a new program?

Data Sources

- Excluding data required by the State/MCOs, what additional data did the provider collect?
- For what purpose did they collect the data?
- How was the data used to support program development/changes?
- Were reports or findings developed to share these findings?

Provider Outcomes

- What goals did providers set for their programs?
- For their members?
- For their staff?
- For their organization?

Success

- How did providers assess goal achievement?
- How did providers self-regulate when things went wrong?
- How did provider conduct internal auditing?
- How did the provider share their successes? (format, venue, audience)

OneCare Kansas Target Population Identification

University of Kansas Medical Center

June 20, 2019

Our Research Team

- * Primary Researcher: Dr. Tami Gurley-Calvez, PhD
 - * Emily Burgen, MPH
 - * Dorothy Hughes, MHSA, PhD
- * Biostatisticians
 - * Emily Cramer, PhD
 - * Eric Dai, MS
 - * Milind Phadnis, PhD
- * Qualitative Researchers
 - * Joanna Brooks, MA, PhD
 - * Mary Zimmerman, PhD
- * Providers
 - * Edward Ellerbeck, MD, MPH
 - * Glendon Cox, MD, MHSA, MBA
- * Demographer
 - * Jarron Saint-Onge, PhD

Goal: Find population with the highest potential value added from OneCare Kansas participation.

Key Inputs

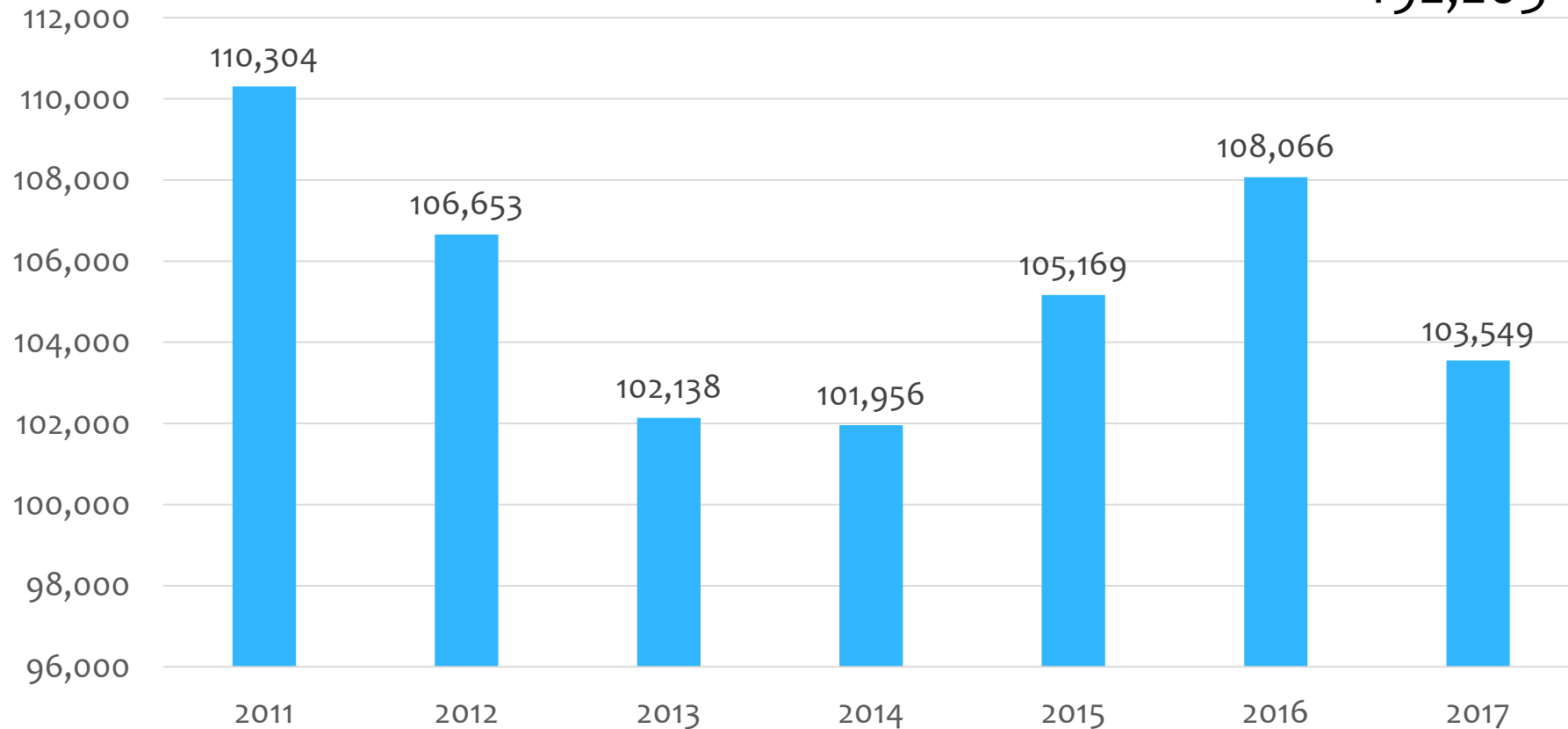
- * 7 years of Medicaid claims data
- * Input from stakeholders
- * Provider perspectives
- * The most rigorous methods for policy analysis
- * Consideration of the implications of an opt-in approach

The Process

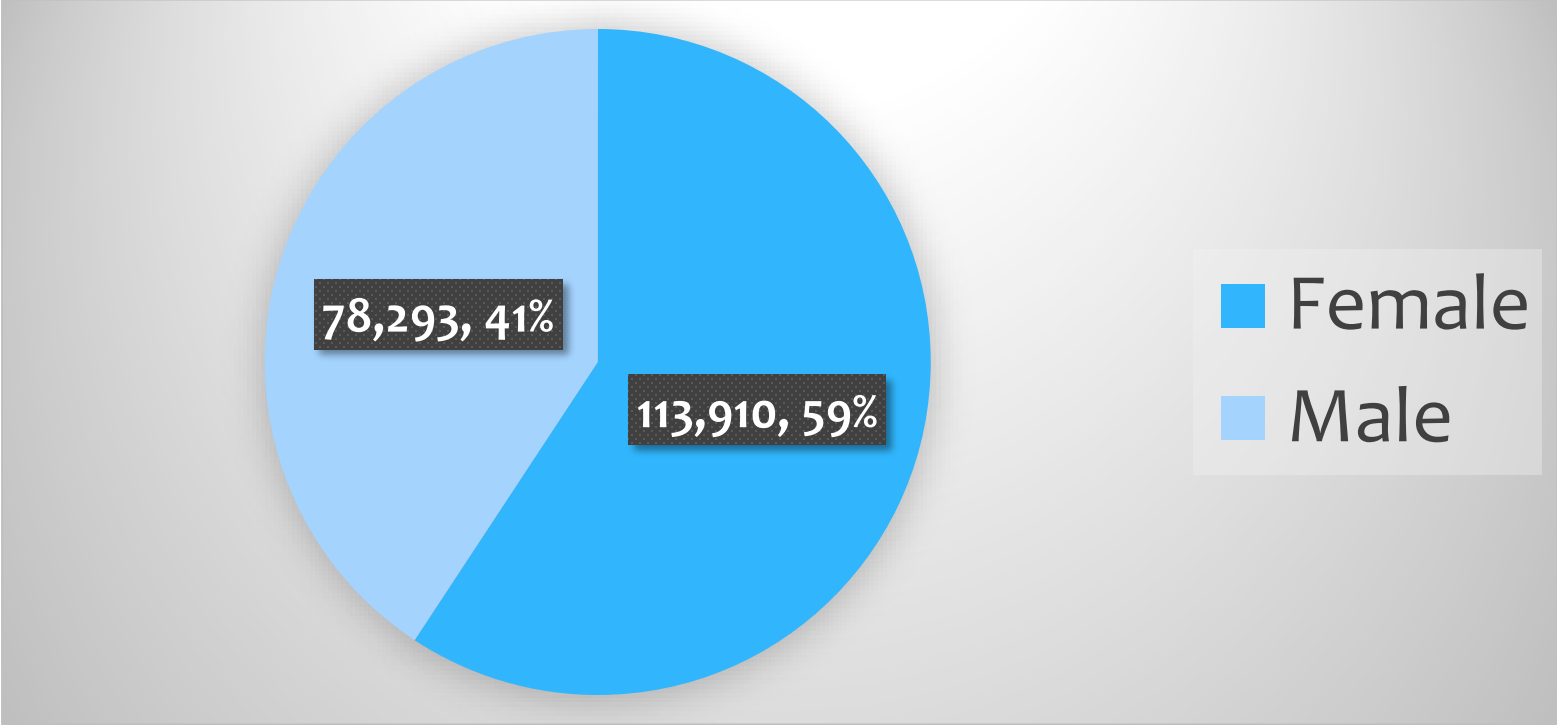
Raw → Collapsed → Analytic

Potential OneCare Participants by Year

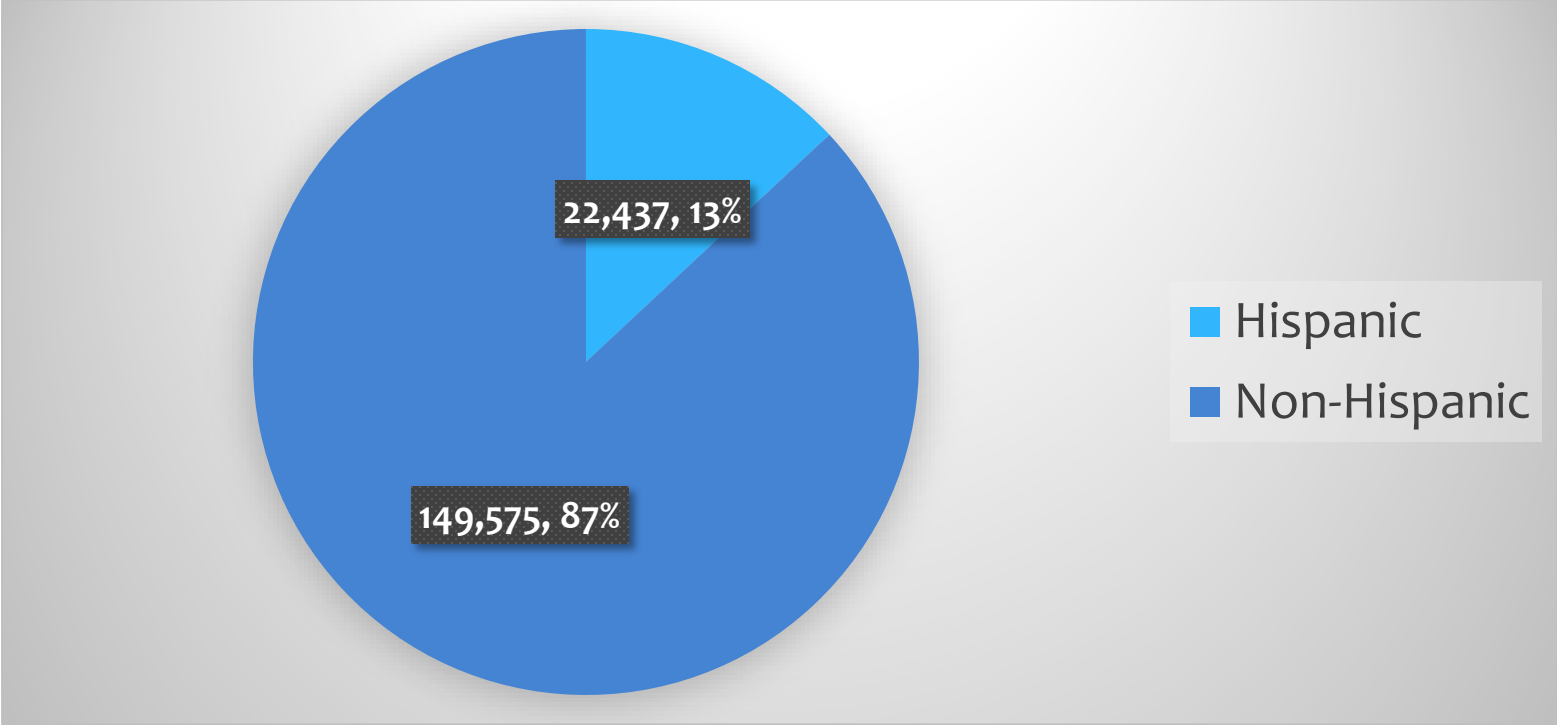
Total Population (2011-2018):
192,203



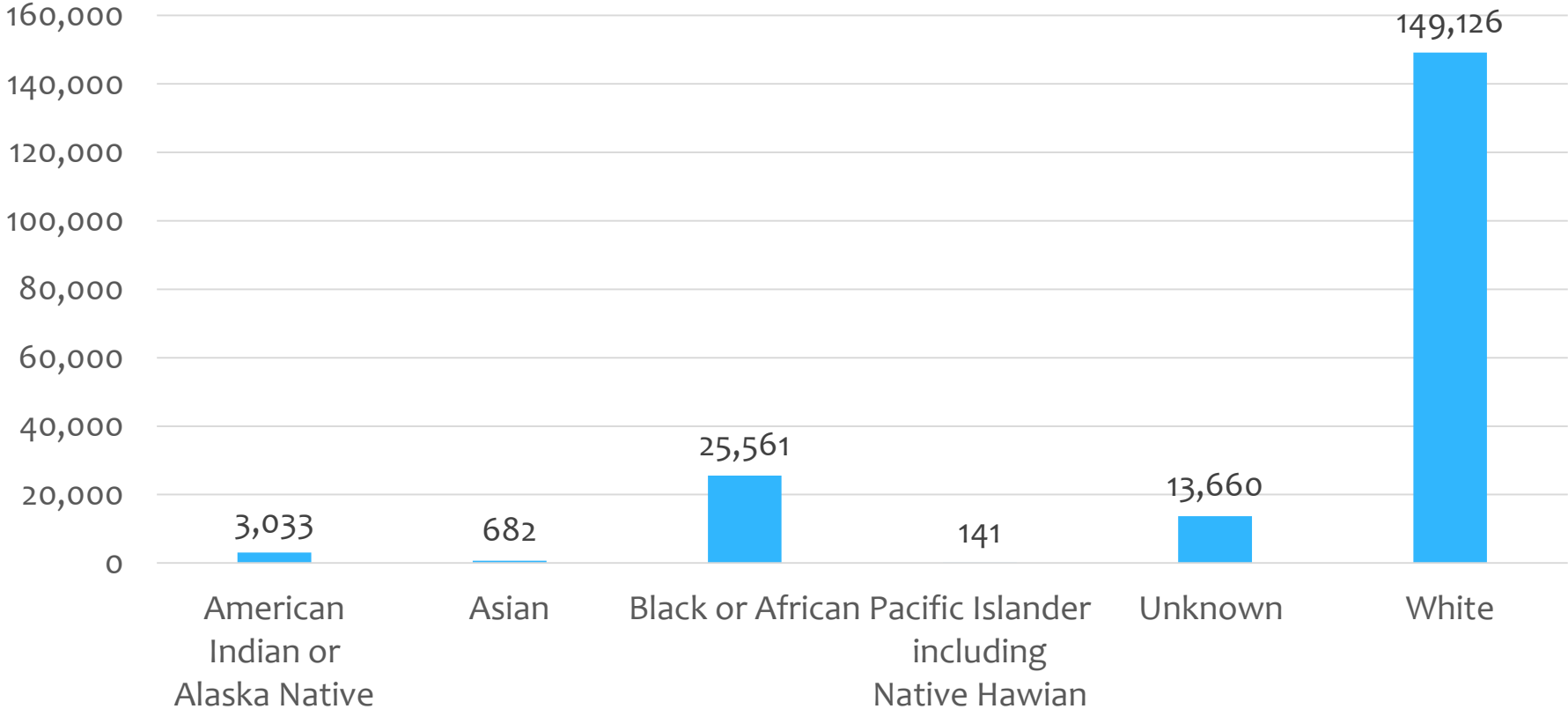
Characteristics of Potential OneCare Participants: Gender



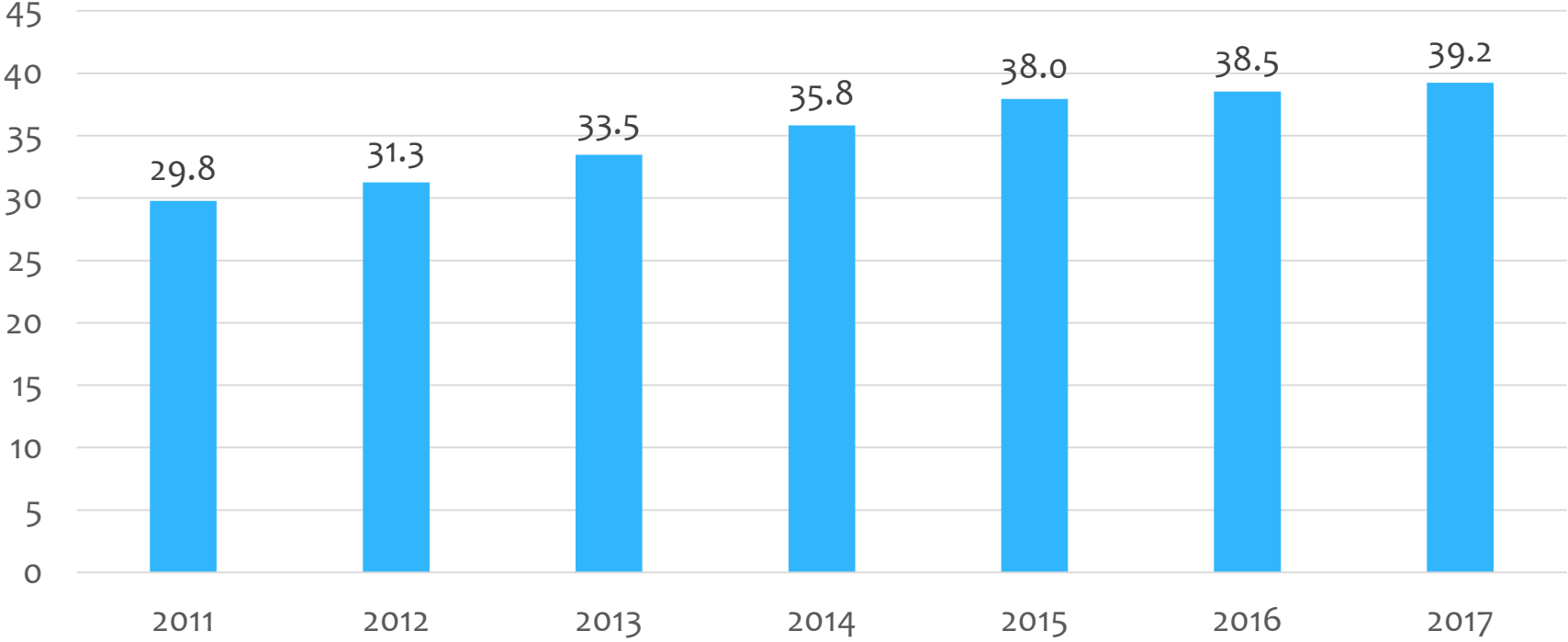
Characteristics of Potential OneCare Participants: Ethnicity



Characteristics of Potential OneCare Participants: Race



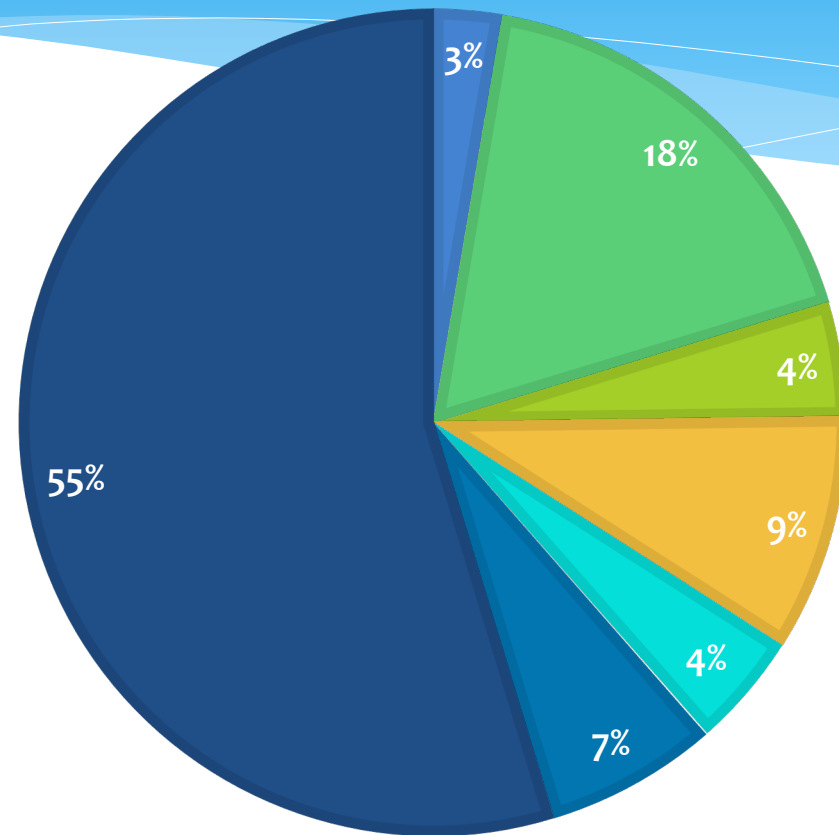
Characteristics of Potential OneCare Participants: Age by Year



Summary of Demographic Characteristics

- * Over half are women
- * Nearly 9 out of 10 are non-Hispanic
- * Average age ranges from about 30 to about 40

Jan 2017 Snapshot of Age Categories

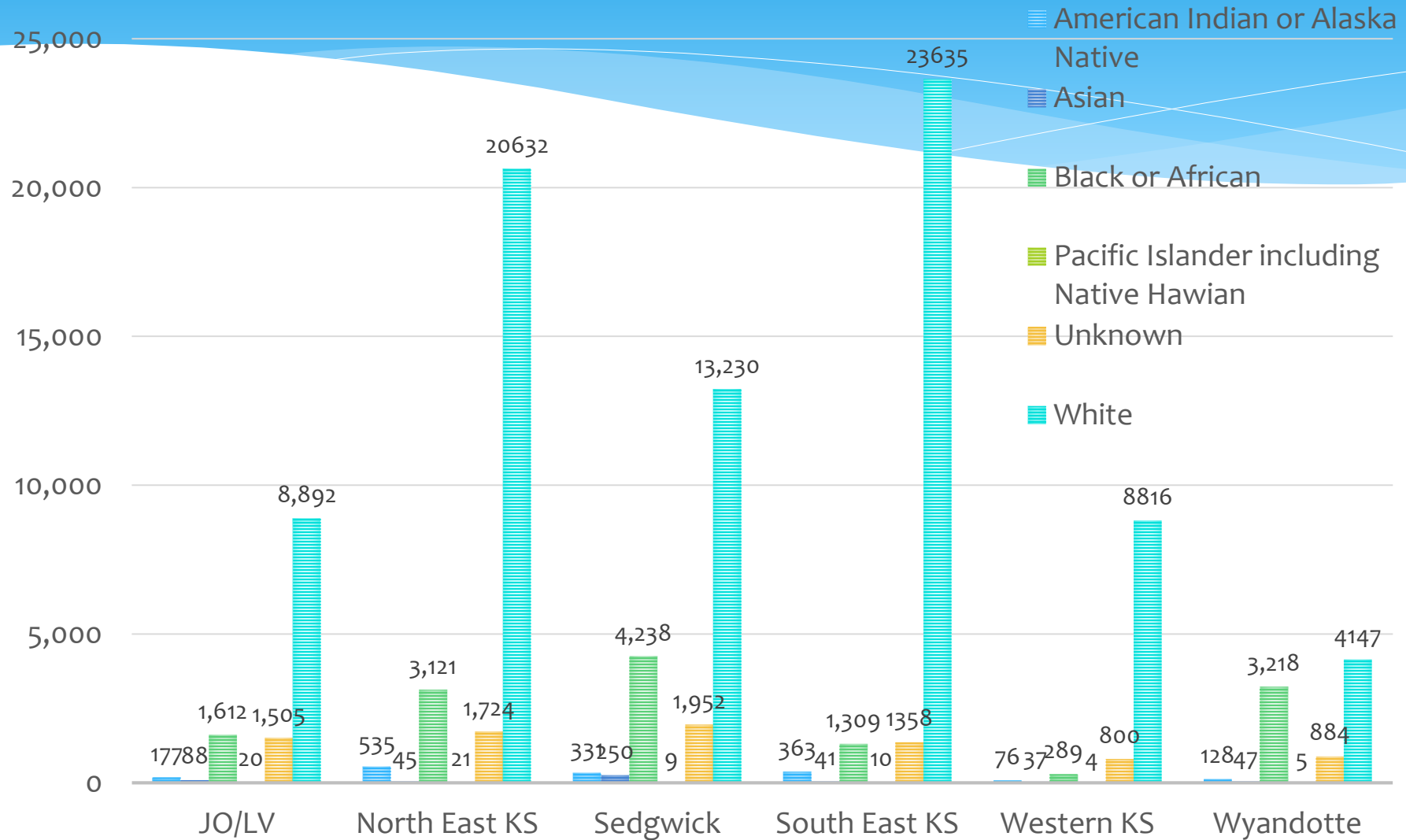


■ 0-1 ■ 2-11 ■ 12-17 ■ 18-34 ■ 35-44 ■ 45-54 ■ 54-64

Jan 2017 Snapshot of Gender by Region



Jan 2017 Snapshot of Race by Region



Where we go from here

- * Determine effects of the previous Health Home Program
 - * Establish a comparison group
 - * Assess which behavioral health and chronic physical conditions were associated with the greatest impact
 - * Examine the timing of changes in utilization and cost, including changes after the conclusion of the program
 - * Timing of program effects



Any Questions?

Characteristics by Region

JO/LV Counties

Counties Included

- * Johnson
- * Leavenworth

Characteristics by Region

North East KS

Counties Included

- * Atchison
- * Brown
- * Clay
- * Cloud
- * Dickinson
- * Doniphan
- * Douglas
- * Ellsworth
- * Franklin
- * Geary
- * Jackson
- * Jefferson
- * Jewell
- * Lincoln
- * Marshall
- * Miami
- * Mitchell
- * Nemaha
- * Ottawa
- * Pottawatomie
- * Republic
- * Riley
- * Saline
- * Shawnee
- * Wabaunsee
- * Washington

Characteristics by Region

Sedgwick County

Counties Included

- * Sedgwick

Characteristics by Region

South East KS

Counties Included

- * Allen
- * Anderson
- * Bourbon
- * Butler
- * Chase
- * Chautauqua
- * Cherokee
- * Coffey
- * Cowley
- * Crawford
- * Elk
- * Greenwood
- * Harper
- * Harvey
- * Kingman
- * Labette
- * Linn
- * Lyon
- * Marion
- * McPherson
- * Montgomery
- * Morris
- * Neosho
- * Osage
- * Reno
- * Rice
- * Sumner
- * Wilson
- * Woodson

Characteristics by Region

Western KS

Counties Included

- * Barber
- * Barton
- * Cheyenne
- * Clark
- * Comanche
- * Decatur
- * Edwards
- * Ellis
- * Finney
- * Ford
- * Gove
- * Graham
- * Grant
- * Gray
- * Greeley
- * Hamilton
- * Haskell
- * Hodgeman
- * Kearny
- * Kiowa
- * Lane
- * Logan
- * Meade
- * Morton
- * Ness
- * Norton
- * Osborne
- * Pawnee
- * Phillips
- * Pratt
- * Rawlins
- * Rooks
- * Rush
- * Russell
- * Scott
- * Seward
- * Sheridan
- * Sherman
- * Smith
- * Stafford
- * Stanton
- * Stevens
- * Thomas
- * Trego
- * Wallace
- * Wichita

Characteristics by Region

Wyandotte County

Counties Included

- * Johnson
- * Leavenworth

Updates

- Project Timeline – *Becky Ross*
- Communications – *Samantha Ferencik*



OCK Provider Webinar Series:

OCK Health Action Plan

Friday, June 28
12:00 – 1:00 p.m.

Register:

https://wichitaccsr.adobeconnect.com/ock_hap/event/registration.html





Mark your calendars!!

OneCare Kansas
Provider Learning Forum

August 15, 2019

Meridian Center | Newton



Next Steps

Mark your calendars!!

**OneCare Kansas
Planning Council Meeting**

**July 18, 2019
10:00 a.m. – 4:00 p.m.**



Thank you!