



GEO-ACCESS MAPS

For 4th Quarter 2021

The following Geo-Access maps are generated by the KanCare Managed Care Organizations (MCOs) each quarter and illustrate the geographical coverage of providers throughout the state for specific provider types. The format for the maps has been updated to reflect changes with KanCare 2.0 and in accordance with the Medicaid and CHIP Managed Care Final Rule.

The Geographic Mapping Reports allow KDHE to evaluate the growth of the network, identify gaps in coverage, monitor MCO compliance with the KanCare Network Adequacy Standards, and provide constructive feedback to the MCOs.

The provider categories included in the maps are listed below:

- Adult Primary Care Providers (PCPs)
- Pediatric Primary Care Providers (PCPs)
- OB/GYN
- Adult Behavioral Health (non-waiver)
- Pediatric Behavioral Health (non-waiver)
- Adult Specialists
- Pediatric Specialists
- Hospital
- Pharmacy
- Dental and Vision
- Ancillary Services
- HCBS (fixed-site)

Each map identifies the specialty and—where applicable—population for the service identified. Only providers contracted for the specified service are shown, including providers in border states. Provider service locations are identified on each map as a small dot and colored circles are used to represent the radius in miles from each provider service location (for the identified urban-rural classification). The size of each circle corresponds to distance requirements identified in the network standards.

For each map, a count will display the number of unique providers and locations. In some instances, many providers practice in a single location. Providers may also have multiple practice locations.

The index below identifies the classification indicators used in the maps. For all maps, the following scale is used.



Adult Services

- Urban/Semi-Urban
- Densely Settled/Rural/Frontier
- Border State
- Provider Locations

Pediatric Services

- Urban/Semi-Urban
- Densely Settled/Rural/Frontier
- Border State
- Provider Locations

HCBS Services

- Urban/Semi-Urban
- Densely Settled/Rural/Frontier
- Border State
- Provider Locations

Hospital, Ancillary, Pharmacy, and Vision Services

- Urban/Semi-Urban
- Densely Settled/Rural/Frontier
- Border State
- Provider Locations



KanCare Managed Care Organization
 Mapped Provider Count Report
Aetna Better Health

Provider Specialty Type	# Unique Providers	# Unique Locations	URBAN & SEMI-URBAN		RURAL & FRONTIER	
			Percent of Members within Access Standard	Mean Distance from Member to Provider Type	Percent of Members within Access Standard	Mean Distance from Member to Provider Type
Primary Care Physicians			<i>20 MILES / 40 MINUTES</i>		<i>30 MILES / 45 MINUTES</i>	
Adult Primary Care Providers	2421	754	100.0%	1.5	100.0%	4.2
Pediatric Primary Care Providers	3029	792	100.0%	1.6	100.0%	4.1
OB/GYN			<i>15 MILES / 30 MINUTES</i>		<i>60 MILES / 90 MINUTES</i>	
OB/GYN	489	245	99.9%	3.2	100.0%	14.0
Behavioral Health			<i>30 MILES / 60 MINUTES</i>		<i>60 MILES / 90 MINUTES</i>	
Adult Behavioral Health	3283	974	100.0%	1.4	100.0%	5.7
Pediatric Behavioral Health	3855	993	100.0%	1.6	100.0%	5.7
Specialist			<i>30 MILES / 60 MINUTES</i>		<i>90 MILES / 135 MINUTES</i>	
ADULT SPECIALIST			<i>30 MILES / 60 MINUTES</i>		<i>90 MILES / 135 MINUTES</i>	
Allergy	39	50	97.1%	8.2	100.0%	41.0
Cardiology	496	287	100.0%	2.9	100.0%	16.4
Dermatology	57	115	100.0%	5.4	100.0%	20.5
Gastroenterology	143	112	100.0%	7.5	99.5%	44.4
General Surgery	457	350	100.0%	3.1	100.0%	7.9
Hematology/Oncology	245	181	100.0%	4.5	100.0%	23.6
Nephrology	130	130	100.0%	5.2	100.0%	25.8
Neurology	349	212	100.0%	4.0	100.0%	17.6
Ophthalmology	115	100	100.0%	6.2	100.0%	25.0
Orthopedics	301	246	100.0%	3.3	100.0%	11.2
Otolaryngology	127	94	100.0%	5.8	100.0%	27.1
Physical Medicine/Rehab	84	85	100.0%	6.8	90.8%	52.3
Plastic and Reconstructive Surgery	52	79	96.7%	9.8	92.4%	56.2
Podiatry	63	78	100.0%	6.6	100.0%	22.0
Psychiatrist	499	368	100.0%	2.4	100.0%	8.5
NOTE: The standard for this specialty differs from other specialties in this group.			<i>15 MILES / 30 MINUTES</i> ↑		<i>60 MILES / 90 MINUTES</i> ↑	
Pulmonary Disease	208	144	100.0%	5.6	100.0%	27.1
Urology	114	81	100.0%	6.2	99.8%	25.0
PEDIATRIC SPECIALIST			<i>30 MILES / 60 MINUTES</i>		<i>90 MILES / 135 MINUTES</i>	

Allergy	39	50	97.7%	8.0	100.0%	45.0
Cardiology	496	287	100.0%	3.2	100.0%	15.8
Dermatology	57	115	100.0%	5.5	100.0%	19.9
Gastroenterology	143	112	100.0%	7.3	99.4%	49.4
General Surgery	457	350	100.0%	3.4	100.0%	7.7
Hematology/Oncology	245	181	100.0%	4.8	100.0%	22.2
Neonatology	56	23	94.5%	15.3	66.8%	97.3
Nephrology	131	130	100.0%	5.4	100.0%	28.4
Neurology	349	212	100.0%	4.3	100.0%	19.2
Ophthalmology	115	100	100.0%	5.8	100.0%	27.1
Orthopedics	301	246	100.0%	3.5	100.0%	11.2
Otolaryngology	127	94	100.0%	5.9	100.0%	30.2
Physical Medicine/Rehab	84	85	100.0%	6.5	85.2%	62.8
Plastic and Reconstructive Surgery	52	79	97.3%	9.2	87.1%	65.9
Podiatry	63	78	100.0%	6.6	100.0%	23.0
Psychiatrist	497	366	100.0%	2.7	100.0%	8.4
NOTE: The standard for this specialty differs from other specialties in this group.			15 MILES / 30 MINUTES ↑		60 MILES / 90 MINUTES ↑	
Pulmonary Disease	208	144	100.0%	5.6	100.0%	29.8
Urology	114	81	100.0%	6.4	99.7%	24.1
Hospital			30 MILES / 60 MINUTES		60 MILES / 90 MINUTES	
Hospital	142	146	100.0%	4.6	100.0%	7.5
Pharmacy			10 MILES / 20 MINUTES		30 MILES / 45 MINUTES	
Pharmacy	679	675	99.8%	1.6	100.0%	4.1
Vision			30 MILES / 60 MINUTES		60 MILES / 90 MINUTES	
Optometry	402	300	100.0%	2.0	100.0%	8.5
Dental			20 MILES / 40 MINUTES		30 MILES / 45 MINUTES	
Adult Dental Primary Care	319	225	100.0%	2.6	97.9%	9.3
Pediatric Dental Primary Care	375	253	100.0%	2.5	97.7%	9.0



KanCare Managed Care Organization
 Mapped Provider Count Report
Aetna Better Health

Provider Specialty Type	# Unique Providers	# Unique Locations	URBAN & SEMI-URBAN		RURAL & FRONTIER	
			Percent of Members within Access Standard	Mean Distance from Member to Provider Type	Percent of Members within Access Standard	Mean Distance from Member to Provider Type
Ancillary Services			30 MILES / 60 MINUTES		60 MILES / 90 MINUTES	
Physical Therapy	628	214	100.0%	3.3	100.0%	14.5
Occupational Therapy	213	109	100.0%	4.3	92.7%	31.6
Speech Therapy	214	112	97.5%	6.7	92.7%	36.9
X-Ray	159	165	100.0%	4.3	100.0%	7.4
Lab	185	194	100.0%	4.4	100.0%	7.1
NOTE: The standard for this specialty differs from other specialties in this group.					30 MILES / 60 MINUTES ↑	

Provider Specialty Type	# Unique Providers	# Unique Locations	URBAN & SEMI-URBAN		RURAL & FRONTIER	
			Percent of Members within Access Standard	Mean Distance from Member to Specialist	Percent of Members within Access Standard	Mean Distance from Member to Specialist
Adult Day Care PT 55/PS 410/PC S5101 & S5102			30 MILES / 60 MINUTES		60 MILES / 100 MINUTES	
FE Waiver Providers	129	136	100.0%	4.5	100.0%	13.5
Day Supports PT 55/PS 520/PC T2021			30 MILES / 60 MINUTES		60 MILES / 100 MINUTES	
IDD Waiver Providers	123	139	100.0%	3.5	100.0%	17.0



KanCare Managed Care Organization
 Mapped Provider Count Report
Sunflower State Health Plan

Provider Specialty Type	# Unique Providers	# Unique Locations	URBAN & SEMI-URBAN		RURAL & FRONTIER	
			Percent of Members within Access Standard	Mean Distance from Member to Provider Type	Percent of Members within Access Standard	Mean Distance from Member to Provider Type
Primary Care Physicians			<i>20 MILES / 40 MINUTES</i>		<i>30 MILES / 45 MINUTES</i>	
Adult Primary Care Providers	3,087	964	100.0%	1.5	100.0%	3.4
Pediatric Primary Care Providers	3,931	1,012	100.0%	1.5	100.0%	3.6
OB/GYN			<i>15 MILES / 30 MINUTES</i>		<i>60 MILES / 90 MINUTES</i>	
OB/GYN	405	180	99.9%	3.3	97.6%	17.5
Behavioral Health			<i>30 MILES / 60 MINUTES</i>		<i>60 MILES / 90 MINUTES</i>	
Adult Behavioral Health	3,398	1,101	100.0%	1.3	100.0%	5.5
Pediatric Behavioral Health	4,061	1,137	100.0%	1.4	100.0%	5.7
Specialist			<i>30 MILES / 60 MINUTES</i>		<i>90 MILES / 135 MINUTES</i>	
ADULT SPECIALIST			<i>30 MILES / 60 MINUTES</i>		<i>90 MILES / 135 MINUTES</i>	
Allergy	42	32	100.0%	15.7	100.0%	41.4
Cardiology	415	140	100.0%	4.7	100.0%	22.6
Dermatology	92	72	100.0%	8.6	99.9%	31.4
Gastroenterology	141	71	100.0%	7.3	95.2%	50.8
General Surgery	407	215	100.0%	3.6	100.0%	10.5
Hematology/Oncology	210	71	100.0%	5.7	99.8%	30.1
Nephrology	121	61	100.0%	7.6	100.0%	31.8
Neurology	310	127	100.0%	5.2	100.0%	29.5
Ophthalmology	157	183	100.0%	3.0	100.0%	17.6
Orthopedics	280	140	100.0%	3.9	100.0%	16.2
Otolaryngology	122	57	100.0%	6.5	100.0%	36.8
Physical Medicine/Rehab	65	54	100.0%	6.4	90.5%	54.7
Plastic and Reconstructive Surgery	52	34	90.3%	13.4	92.7%	62.0
Podiatry	58	52	97.0%	7.7	100.0%	32.2
Psychiatrist*	551	274	99.9%	2.4	100.0%	12.8
*NOTE: The standard for this specialty differs from other specialties in this group.			<i>15 MILES / 30 MINUTES</i>		<i>60 MILES / 90 MINUTES</i>	
Pulmonary Disease	207	77	100.0%	5.9	100.0%	33.3
Urology	93	53	100.0%	7.7	99.8%	29.9

PEDIATRIC SPECIALIST		<i>30 MILES / 60 MINUTES</i>			<i>90 MILES / 135 MINUTES</i>		
Allergy	44	34	99.2%	12.4	100.0%	41.7	
Cardiology	417	142	100.0%	4.8	100.0%	22.6	
Dermatology	95	72	98.4%	8.2	99.9%	31.4	
Gastroenterology	142	72	100.0%	7.2	93.4%	52.9	
General Surgery	408	215	100.0%	3.8	100.0%	10.8	
Hematology/Oncology	212	71	100.0%	5.8	99.7%	30.3	
Neonatology	76	20	97.8%	13.5	70.8%	91.5	
Nephrology	121	61	98.7%	7.4	100.0%	31.7	
Neurology	312	127	100.0%	5.3	100.0%	30.1	
Ophthalmology	157	183	100.0%	3.0	100.0%	18.8	
Orthopedics	281	141	100.0%	4.0	100.0%	16.3	
Otolaryngology	122	57	100.0%	6.5	100.0%	37.5	
Physical Medicine/Rehab	65	54	100.0%	6.3	88.1%	57.8	
Plastic and Reconstructive Surgery	52	34	90.1%	13.4	90.4%	65.5	
Podiatry	60	52	97.0%	7.7	100.0%	32.7	
Psychiatrist*	557	277	99.9%	2.5	100.0%	12.9	
*NOTE: The standard for this specialty differs from other specialties in this group.		<i>15 MILES / 30 MINUTES</i>			<i>60 MILES / 90 MINUTES</i>		
Pulmonary Disease	207	77	100.0%	5.9	100.0%	34.1	
Urology	93	53	100.0%	8.0	99.7%	29.7	
Hospital		<i>30 MILES / 60 MINUTES</i>			<i>60 MILES / 90 MINUTES</i>		
Hospital	290	333	100.0%	3.2	100.0%	5.4	
Pharmacy		<i>10 MILES / 20 MINUTES</i>			<i>30 MILES / 45 MINUTES</i>		
Pharmacy	619	619	99.9%	1.5	100.0%	4.0	
Vision		<i>30 MILES / 60 MINUTES</i>			<i>60 MILES / 90 MINUTES</i>		
Optometry	463	414	100.0%	1.8	100.0%	6.6	
Dental		<i>20 MILES / 40 MINUTES</i>			<i>30 MILES / 45 MINUTES</i>		
Adult Dental Primary Care	297	255	100.0%	2.9	99.9%	7.7	
Pediatric Dental Primary Care	274	205	100.0%	2.6	96.0%	13.5	



KanCare Managed Care Organization
 Mapped Provider Count Report
Sunflower State Health Plan

Provider Specialty Type	# Unique Providers	# Unique Locations	URBAN & SEMI-URBAN		RURAL & FRONTIER	
			Percent of Members within Access Standard	Mean Distance from Member to Provider Type	Percent of Members within Access Standard	Mean Distance from Member to Provider Type
Ancillary Services			<i>30 MILES / 60 MINUTES</i>		<i>60 MILES / 90 MINUTES</i>	
Physical Therapy	821	375	100.0%	2.6	100.0%	4.9
Occupational Therapy	347	260	100.0%	2.8	100.0%	8.3
Speech Therapy	289	152	100.0%	3.7	100.0%	22.5
X-Ray	192	206	100.0%	4.0	100.0%	8.2
Lab*	192	196	100.0%	4.6	100.0%	8.8
*NOTE: The standard for this specialty differs from other specialties in this group.			<i>30 MILES / 60 MINUTES</i>			

Provider Specialty Type	# Unique Providers	# Unique Locations	URBAN & SEMI-URBAN		RURAL & FRONTIER	
			Percent of Members within Access Standard	Mean Distance from Member to Specialist	Percent of Members within Access Standard	Mean Distance from Member to Specialist
Adult Day Care PT 55/PS 410/PC S5101 & S5102			<i>30 MILES / 60 MINUTES</i>		<i>60 MILES / 100 MINUTES</i>	
FE Waiver Providers	173	182	100.0%	2.2	100.0%	10.3
Day Supports PT 55/PS 520/PC T2021			<i>30 MILES / 60 MINUTES</i>		<i>60 MILES / 100 MINUTES</i>	
IDD Waiver Providers	173	273	100.0%	2.1	100.0%	9.5



KanCare Managed Care Organization
 Mapped Provider Counts
United HealthCare

Provider Specialty Type	# Unique Providers	# Unique Locations	URBAN & SEMI-URBAN		RURAL & FRONTIER	
			Percent of Members within Access Standard	Mean Distance from Member to Provider Type	Percent of Members within Access Standard	Mean Distance from Member to Provider Type
Primary Care Physicians			<i>20 MILES / 40 MINUTES</i>		<i>30 MILES / 45 MINUTES</i>	
Adult Primary Care Providers	3638	1137	99.9%	0.9	100.0%	2.2
Pediatric Primary Care Providers	3878	1140	99.9%	1.0	100.0%	2.5
OB/GYN			<i>15 MILES / 30 MINUTES</i>		<i>60 MILES / 90 MINUTES</i>	
OB/GYN	307	176	98.3%	2.6	97.6%	13.8
Behavioral Health			<i>30 MILES / 60 MINUTES</i>		<i>60 MILES / 90 MINUTES</i>	
Adult Behavioral Health	3368	1331	100.0%	0.9	100.0%	4.2
Pediatric Behavioral Health	3839	1374	100.0%	0.9	100.0%	4.2
Specialist			<i>30 MILES / 60 MINUTES</i>		<i>90 MILES / 135 MINUTES</i>	
ADULT SPECIALIST			<i>30 MILES / 60 MINUTES</i>		<i>90 MILES / 135 MINUTES</i>	
Allergy	45	40	97.1%	6.3	95.8%	35.6
Cardiology	359	176	99.9%	3.2	100.0%	13.5
Dermatology	57	64	94.3%	6.2	98.7%	24.1
Gastroenterology	118	77	99.6%	5.1	89.0%	38.2
General Surgery	321	223	100.0%	2.6	100.0%	8.2
Hematology/Oncology	217	91	99.9%	3.7	99.1%	18.1
Nephrology	73	45	97.2%	5.9	97.4%	31.9
Neurology	232	139	100.0%	3.4	100.0%	17.2
Ophthalmology	79	102	99.9%	2.8	100.0%	18.3
Orthopedics	234	153	100.0%	2.8	100.0%	9.9
Otolaryngology	94	88	99.9%	3.8	99.4%	21.0
Physical Medicine/Rehab	77	80	98.4%	5.3	93.9%	34.5
Plastic and Reconstructive Surgery	43	41	93.3%	7.9	84.2%	54.2
Podiatry	59	102	98.8%	4.2	100.0%	13.2
Psychiatrist	458	361	99.6%	1.7	100.0%	6.6
NOTE: The standard for this specialty differs from other specialties in this group.			<i>15 MILES / 30 MINUTES</i> ↑		<i>60 MILES / 90 MINUTES</i> ↑	
Pulmonary Disease	129	77	98.7%	4.4	99.9%	29.5
Urology	110	91	99.9%	3.8	99.7%	14.8

PEDIATRIC SPECIALIST		<i>30 MILES / 60 MINUTES</i>		<i>90 MILES / 135 MINUTES</i>		
Allergy	45	40	97.7%	6.1	94.5%	38.9
Cardiology	356	175	99.9%	3.2	100.0%	13.0
Dermatology	57	64	95.5%	5.8	98.8%	24.0
Gastroenterology	118	77	99.7%	4.9	83.2%	45.3
General Surgery	321	223	100.0%	2.7	100.0%	8.1
Hematology/Oncology	217	91	99.9%	3.7	99.4%	17.4
Neonatology	58	22	89.0%	11.4	55.1%	101.6
Nephrology	72	45	97.8%	5.6	97.7%	32.5
Neurology	232	139	100.0%	3.5	100.0%	18.7
Ophthalmology	134	138	99.9%	2.7	100.0%	19.2
Orthopedics	234	153	100.0%	3.0	100.0%	9.8
Otolaryngology	94	88	99.9%	3.9	99.5%	24.5
Physical Medicine/Rehab	77	80	98.8%	5.1	94.3%	35.2
Plastic and Reconstructive Surgery	43	41	94.9%	7.3	78.6%	60.7
Podiatry	59	102	99.1%	4.2	100.0%	12.7
Psychiatrist	458	361	99.6%	1.8	100.0%	6.7
NOTE: The standard for this specialty differs from other specialties in this group.			<i>15 MILES / 30 MINUTES</i> ↑		<i>60 MILES / 90 MINUTES</i> ↑	
Pulmonary Disease	129	77	98.9%	4.3	99.9%	32.2
Urology	110	91	99.9%	3.8	99.8%	14.2
Hospital		<i>30 MILES / 60 MINUTES</i>		<i>60 MILES / 90 MINUTES</i>		
Hospital	213	200	100.0%	2.8	100.0%	4.9
Pharmacy		<i>10 MILES / 20 MINUTES</i>		<i>30 MILES / 45 MINUTES</i>		
Pharmacy	678	652	99.2%	1.2	100.0%	3.2
Vision		<i>30 MILES / 60 MINUTES</i>		<i>60 MILES / 90 MINUTES</i>		
Optometry	465	506	100.0%	1.3	100.0%	4.9
Dental		<i>20 MILES / 40 MINUTES</i>		<i>30 MILES / 45 MINUTES</i>		
Adult Dental Primary Care	292	187	99.9%	2.2	92.7%	10.0
Pediatric Dental Primary Care	340	219	99.9%	2.1	96.6%	8.1



KanCare Managed Care Organization
 Mapped Provider Counts
United HealthCare

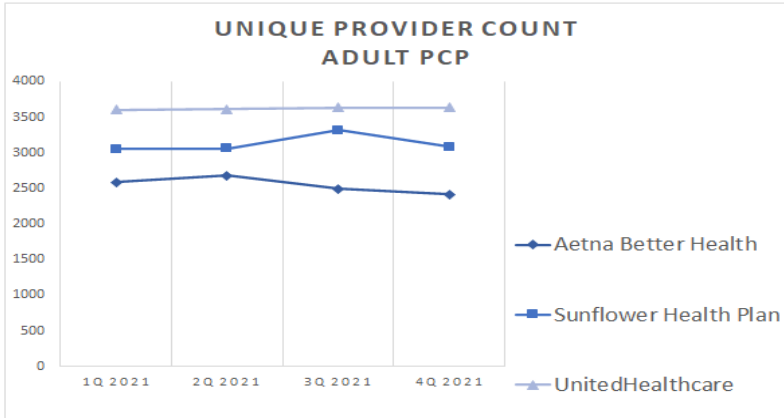
Provider Specialty Type	# Unique Providers	# Unique Locations	URBAN & SEMI-URBAN		RURAL & FRONTIER	
			Percent of Members within Access Standard	Mean Distance from Member to Specialist	Percent of Members within Access Standard	Mean Distance from Member to Specialist
Ancillary Services			<i>30 MILES / 60 MINUTES</i>		<i>60 MILES / 90 MINUTES</i>	
Physical Therapy	787	444	100.0%	1.7	100.0%	4.1
Occupational Therapy	333	321	100.0%	2.0	100.0%	4.6
Speech Therapy	310	276	100.0%	2.2	100.0%	4.8
X-Ray	283	250	100.0%	2.5	100.0%	4.8
Lab	266	241	100.0%	2.6	99.9%	4.9
NOTE: The standard for this specialty differs from other specialties in this group.					<i>30 MILES / 60 MINUTES</i> ↑	
Provider Specialty Type	# Unique Providers	# Unique Locations	URBAN & SEMI-URBAN		RURAL & FRONTIER	
			Percent of Members within Access Standard	Mean Distance from Member to Specialist	Percent of Members within Access Standard	Mean Distance from Member to Specialist
Adult Day Care PT 55/PS 410/PC S5101 & S5102			<i>30 MILES / 60 MINUTES</i>		<i>60 MILES / 100 MINUTES</i>	
FE Waiver Providers	162	178	100.0%	1.9	100.0%	9.1
Day Supports PT 55/PS 520/PC T2021						
IDD Waiver Providers	169	287	99.9%	1.7	100.0%	6.0

PHYSICIANS

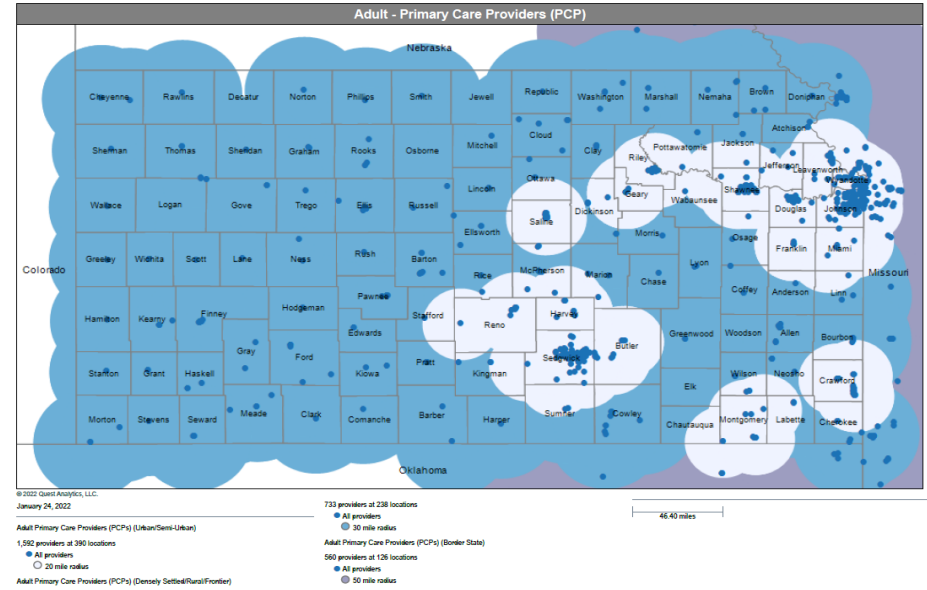
Primary Care Providers (PCP)

Quarterly Unique Provider Count

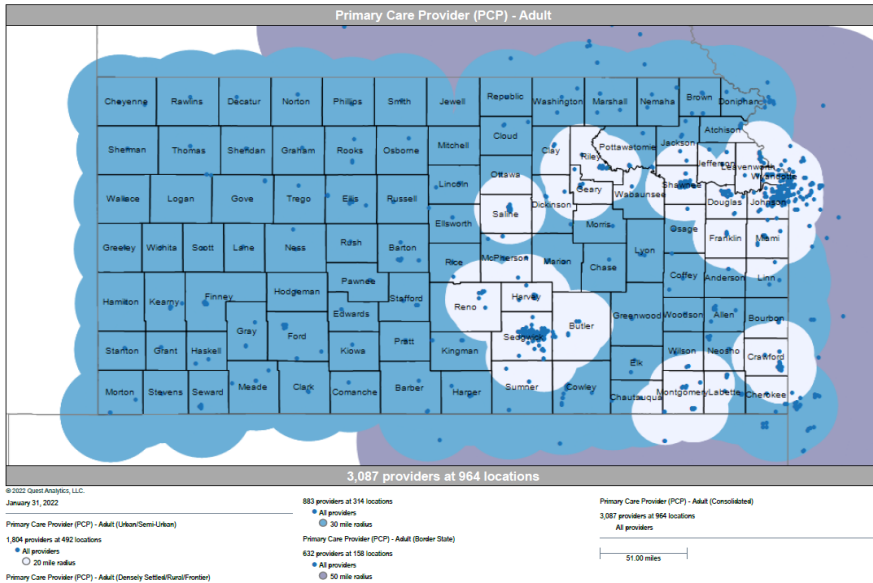
	1Q 2021	2Q 2021	3Q 2021	4Q 2021
Aetna Better Health	2586	2682	2495	2421
Sunflower Health Plan	3052	3066	3319	3087
UnitedHealthcare	3608	3618	3635	3638



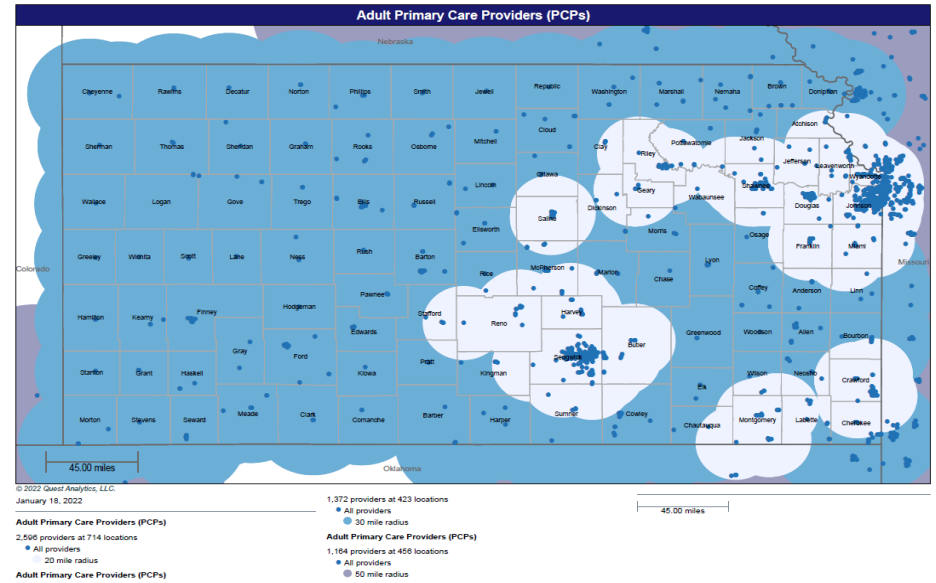
Aetna Better Health



Sunflower Health Plan



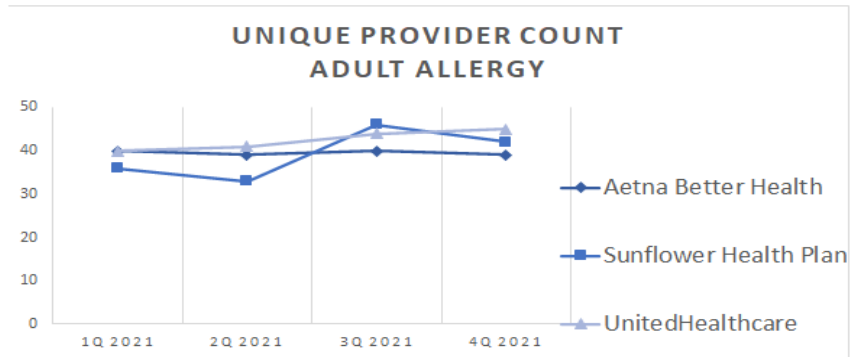
UnitedHealthcare



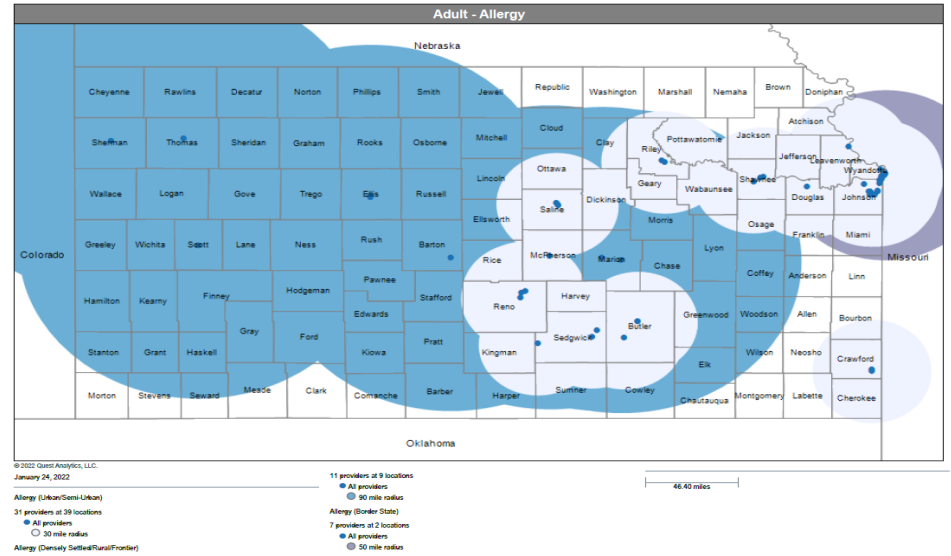
Allergy

Quarterly Unique Provider Count

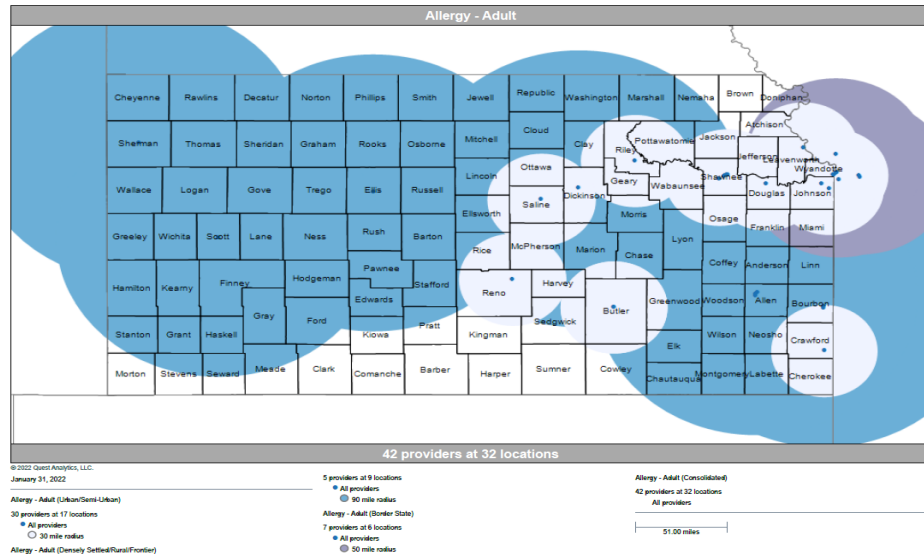
	1Q 2021	2Q 2021	3Q 2021	4Q 2021
Aetna Better Health	40	39	40	39
Sunflower Health Plan	36	33	46	42
UnitedHealthcare	40	41	44	45



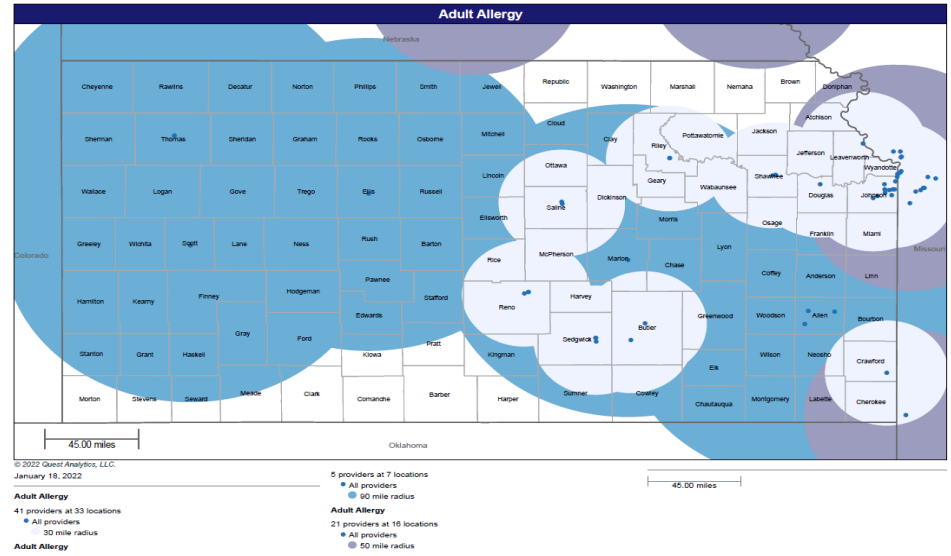
Aetna Better Health



Sunflower Health Plan



UnitedHealthcare

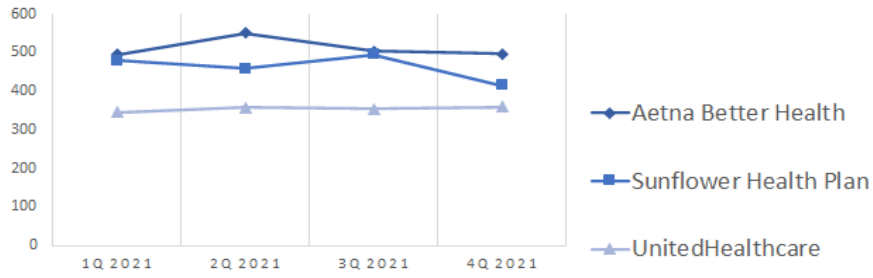


Cardiology

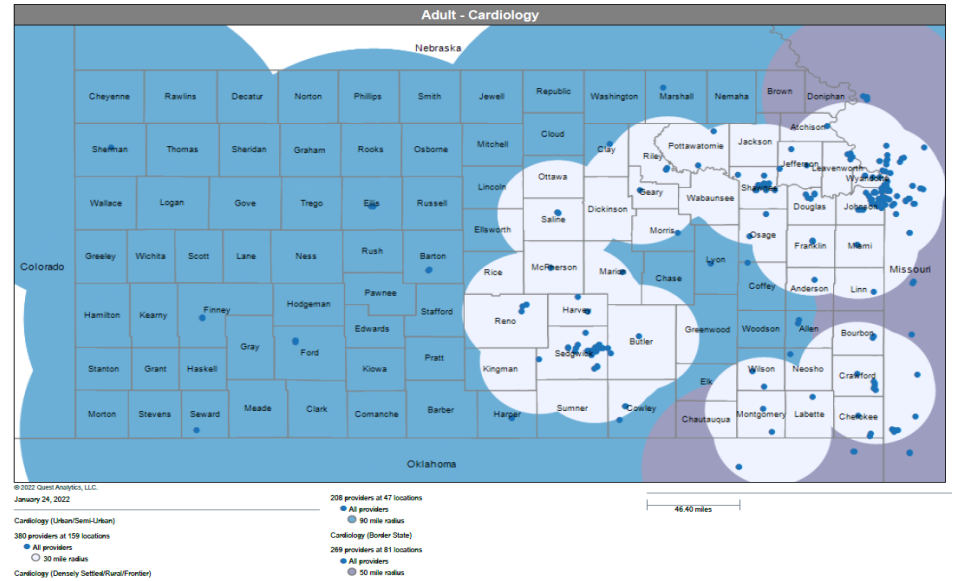
Quarterly Unique Provider Count

	1Q 2021	2Q 2021	3Q 2021	4Q 2021
Aetna Better Health	494	551	503	496
Sunflower Health Plan	479	458	494	415
UnitedHealthcare	346	357	354	359

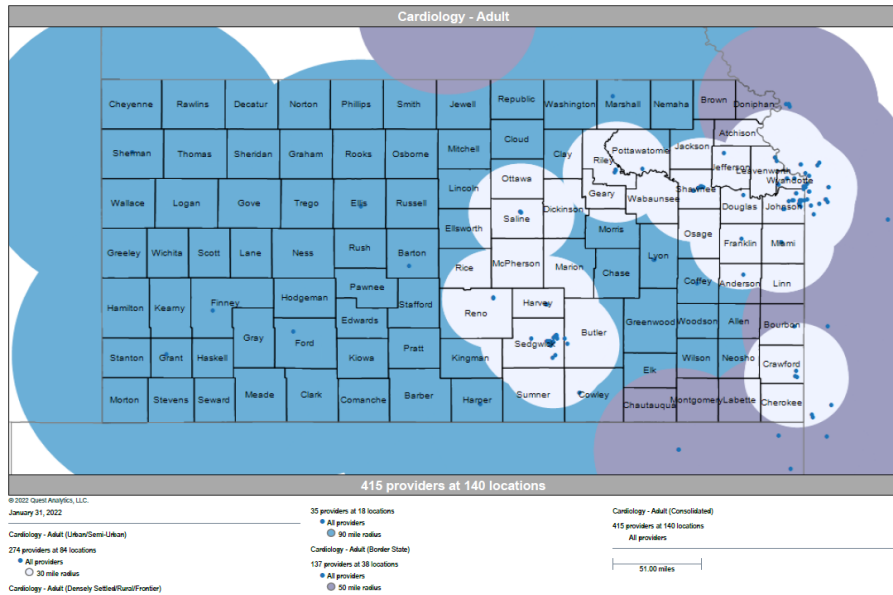
UNIQUE PROVIDER COUNT
ADULT CARDIOLOGY



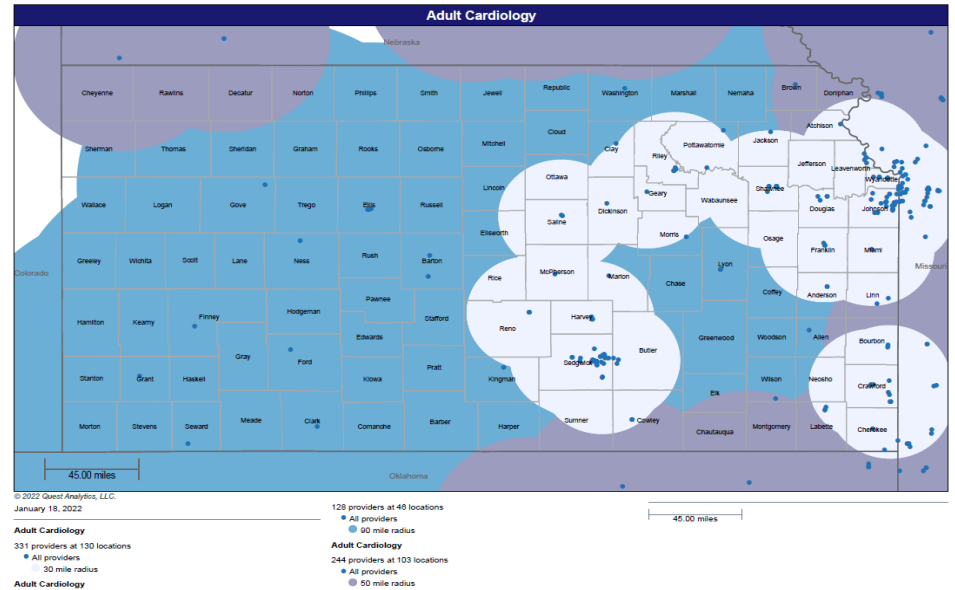
Aetna Better Health



Sunflower Health Plan



UnitedHealthcare





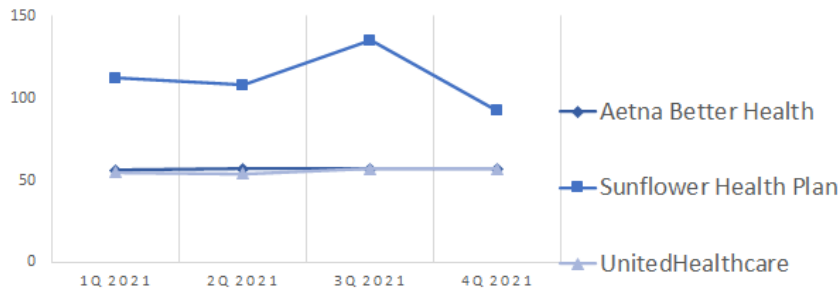
KanCare Managed Care Organization Network Access As of January 1, 2022

Dermatology

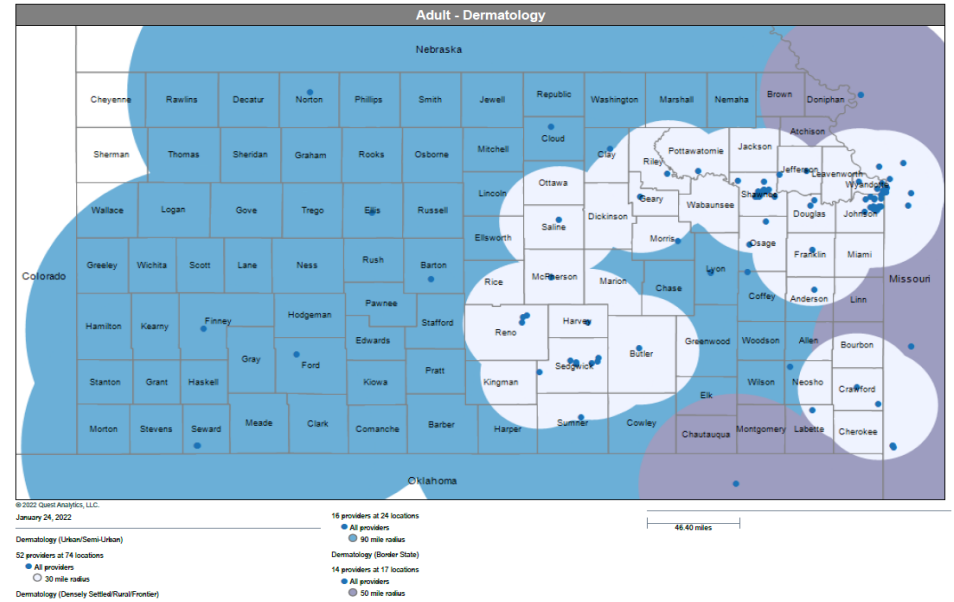
Quarterly Unique Provider Count

	1Q 2021	2Q 2021	3Q 2021	4Q 2021
Aetna Better Health	56	57	57	57
Sunflower Health Plan	112	108	135	92
UnitedHealthcare	55	54	57	57

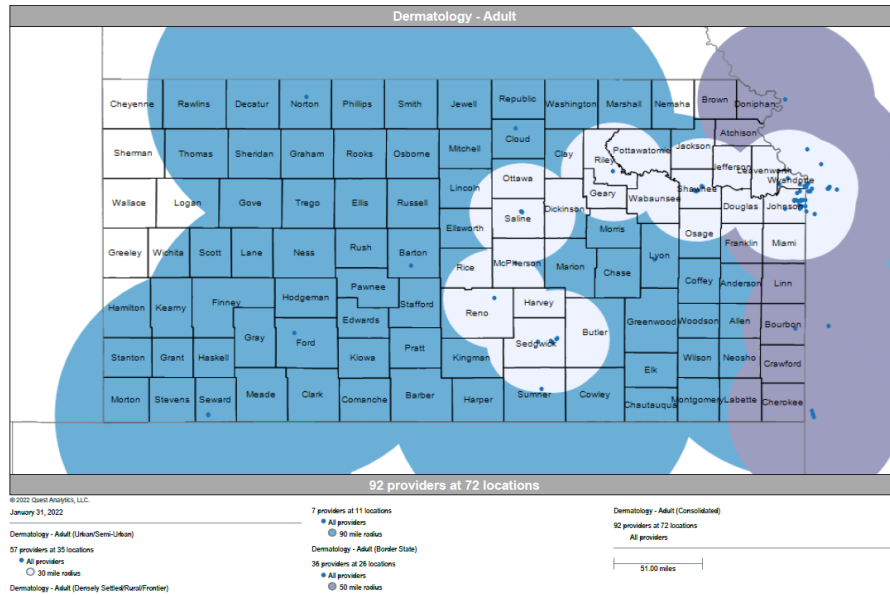
UNIQUE PROVIDER COUNT
ADULT DERMATOLOGY



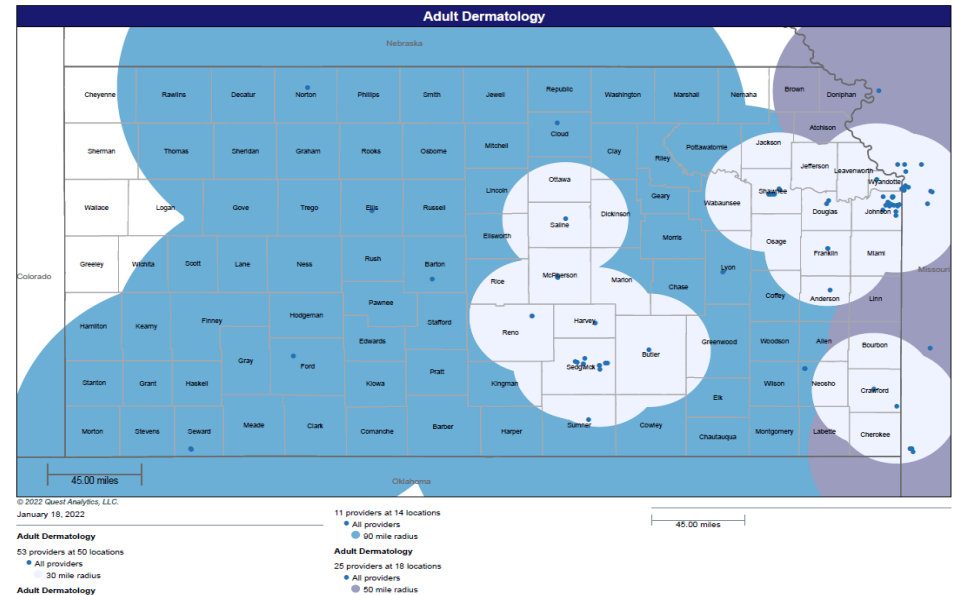
Aetna Better Health



Sunflower Health Plan



UnitedHealthcare

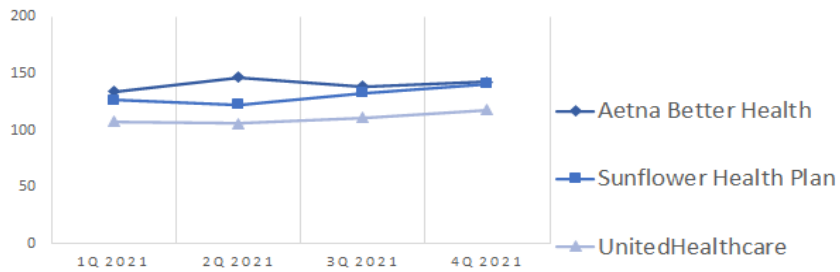


Gastroenterology

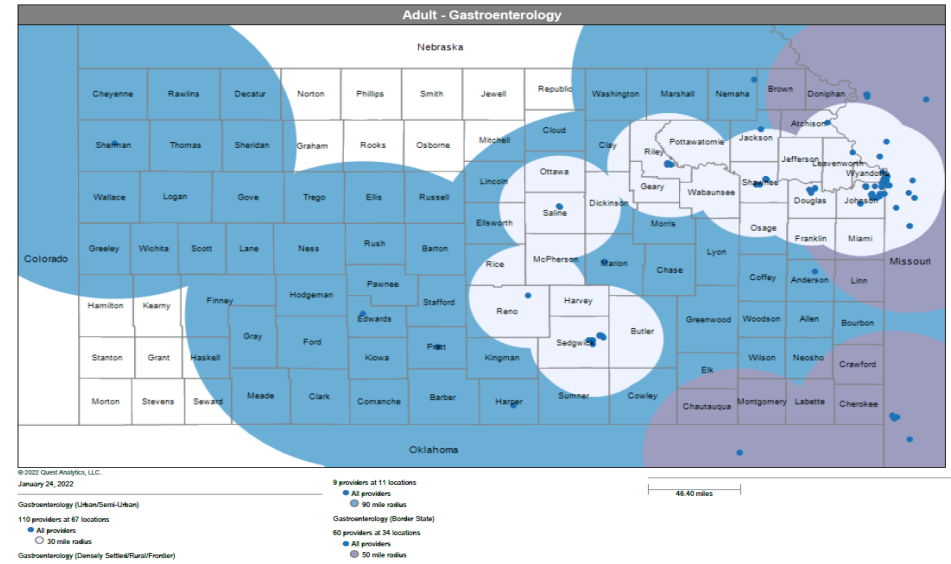
Quarterly Unique Provider Count

	1Q 2021	2Q 2021	3Q 2021	4Q 2021
Aetna Better Health	134	147	139	143
Sunflower Health Plan	127	123	133	141
UnitedHealthcare	108	106	111	118

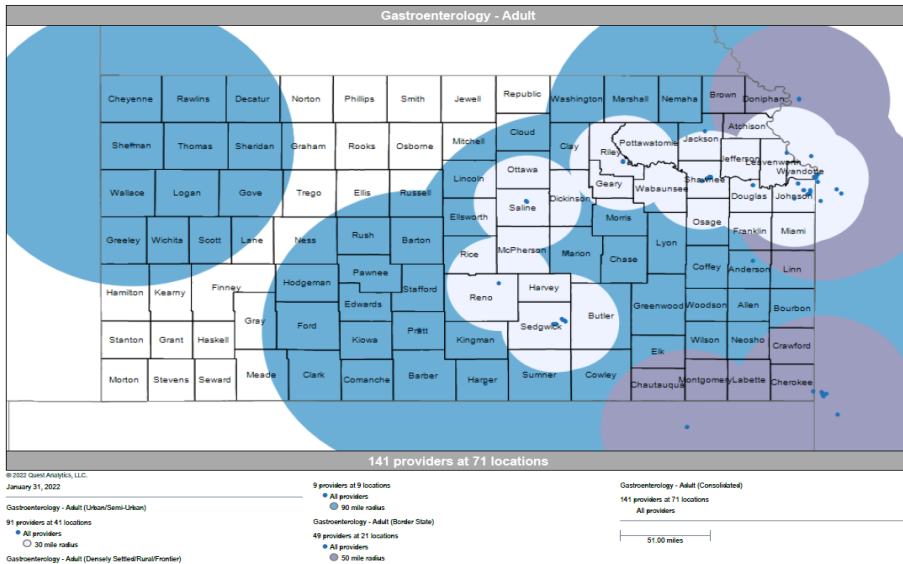
UNIQUE PROVIDER COUNT
ADULT GASTROENTEROLOGY



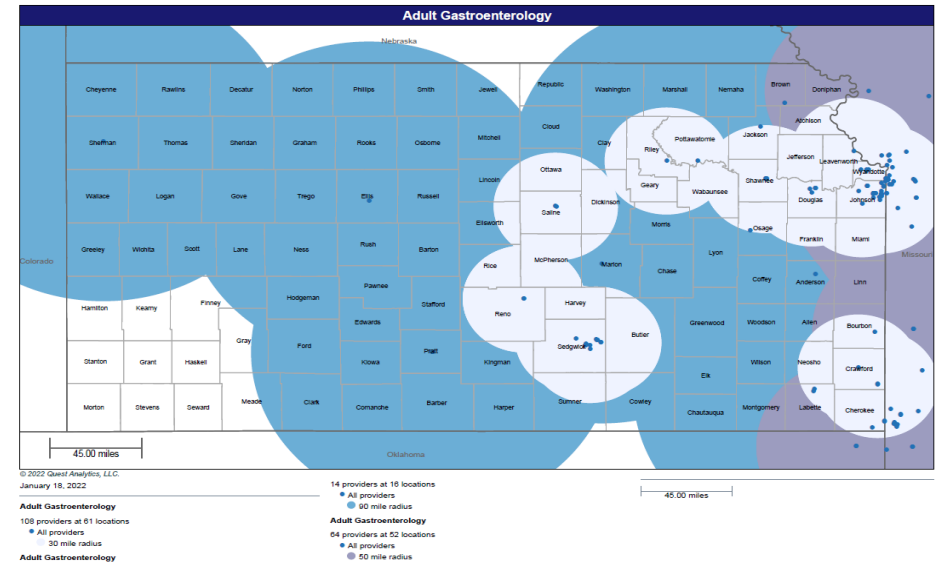
Aetna Better Health



Sunflower Health Plan



UnitedHealthcare

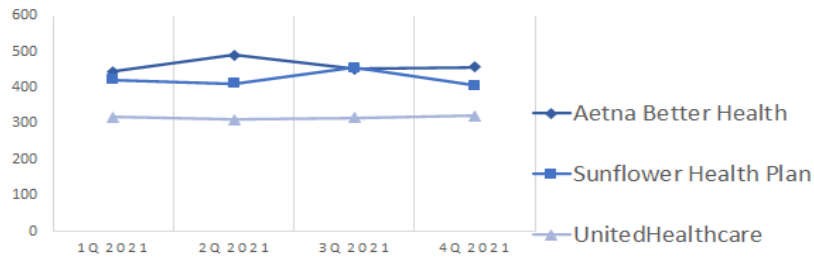


General Surgery

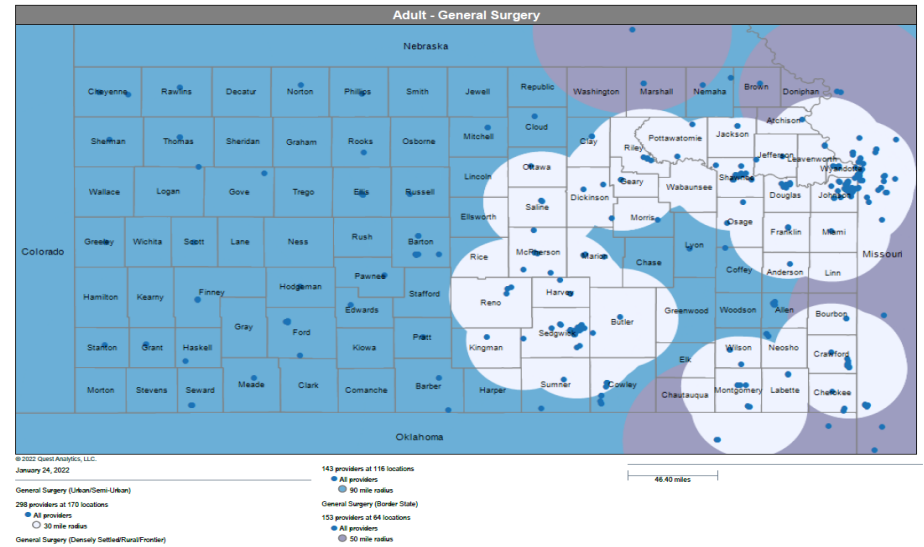
Quarterly Unique Provider Count

	1Q 2021	2Q 2021	3Q 2021	4Q 2021
Aetna Better Health	446	491	453	457
Sunflower Health Plan	422	411	455	407
UnitedHealthcare	318	312	316	321

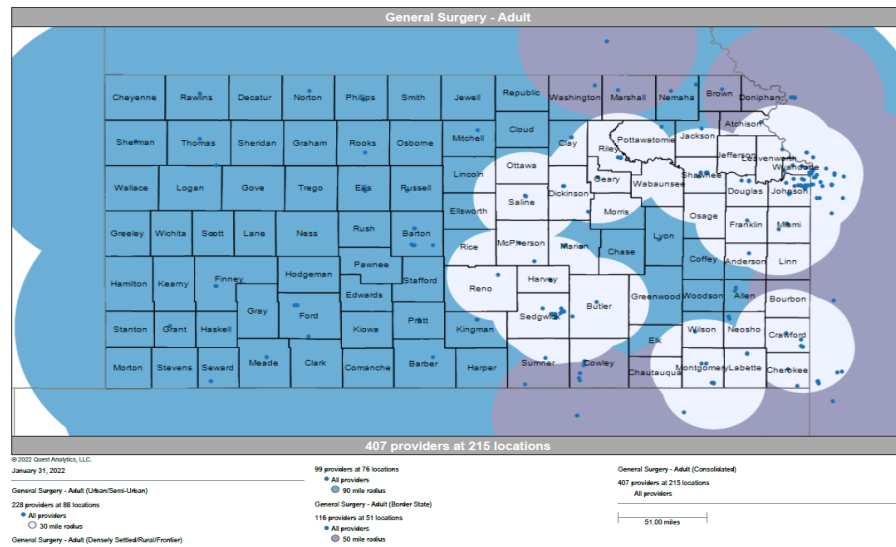
UNIQUE PROVIDER COUNT ADULT GENERAL SURGERY



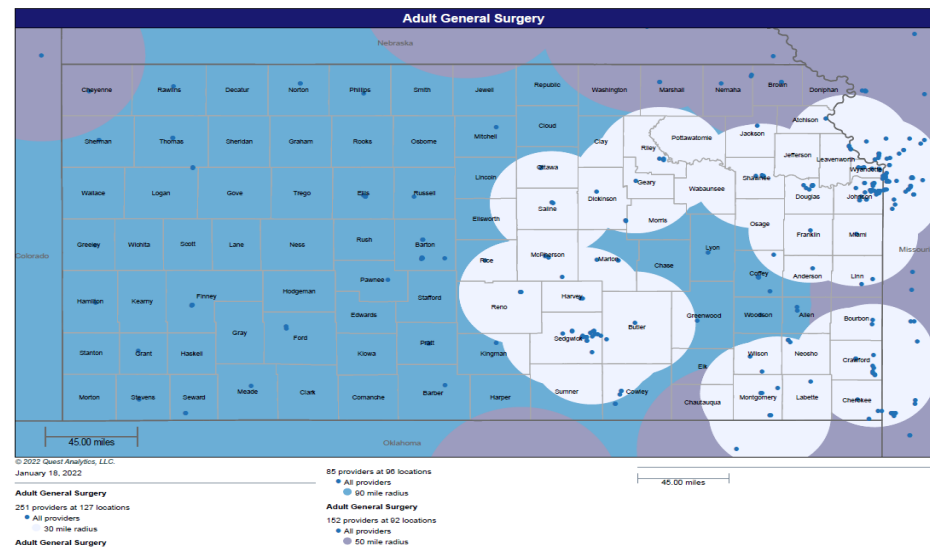
Aetna Better Health



Sunflower Health Plan



UnitedHealthcare

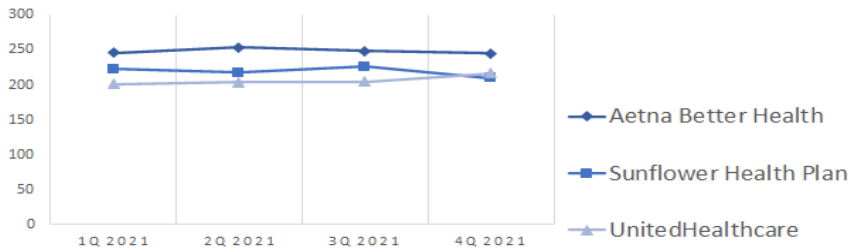


Hematology/Oncology

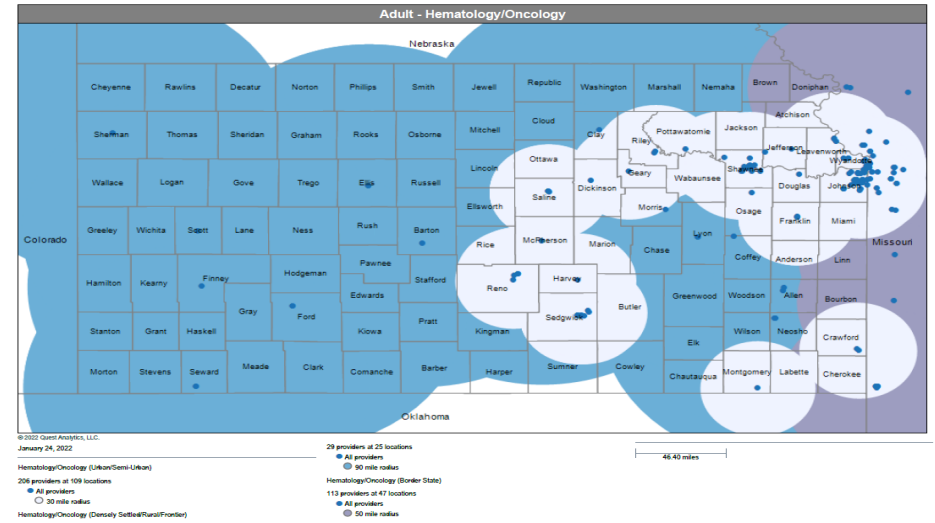
Quarterly Unique Provider Count

	1Q 2021	2Q 2021	3Q 2021	4Q 2021
Aetna Better Health	246	254	249	245
Sunflower Health Plan	223	218	226	210
UnitedHealthcare	201	204	205	217

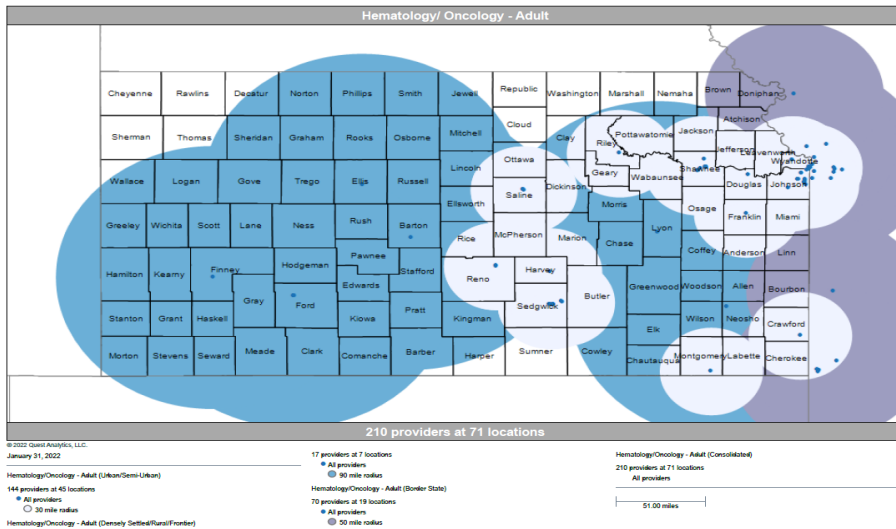
UNIQUE PROVIDER COUNT
ADULT HEMATOLOGY/ONCOLOGY



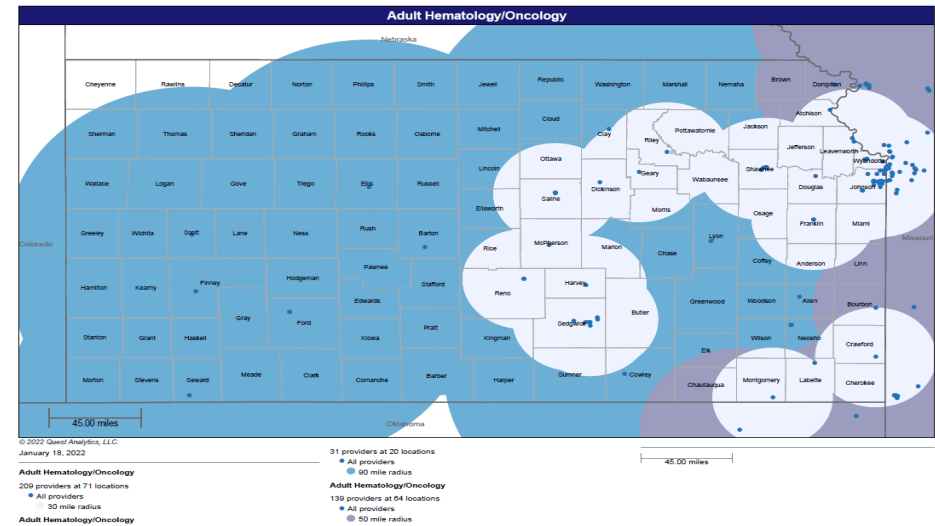
Aetna Better Health



Sunflower Health Plan



UnitedHealthcare

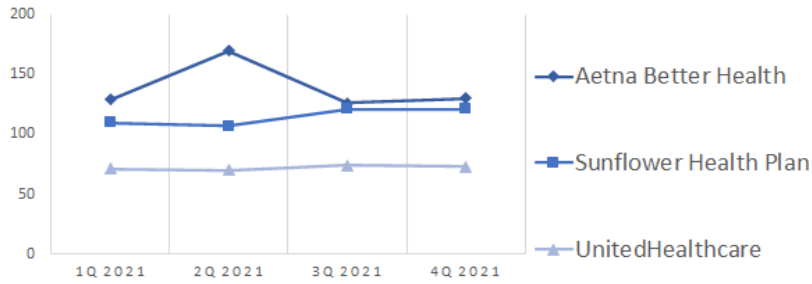


Nephrology

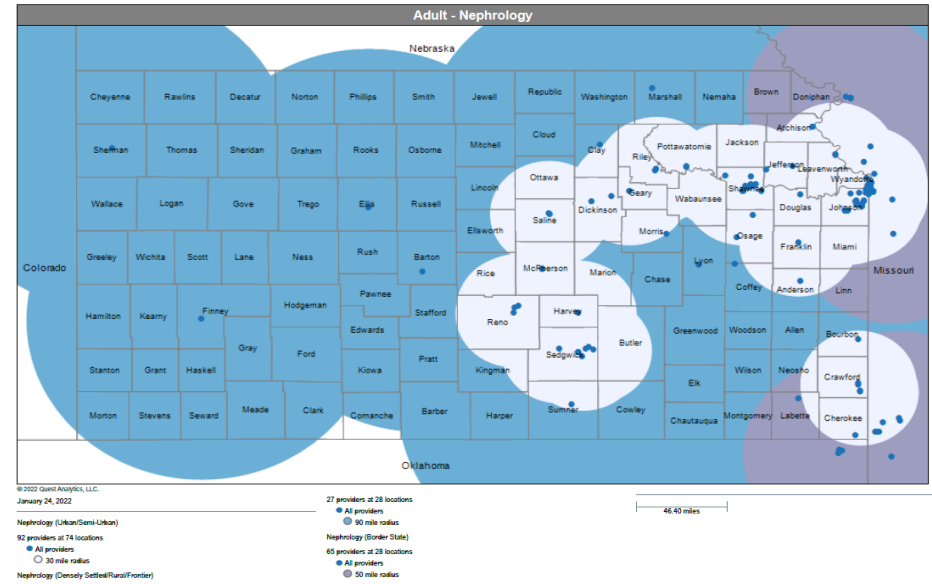
Quarterly Unique Provider Count

	1Q 2021	2Q 2021	3Q 2021	4Q 2021
Aetna Better Health	129	170	126	130
Sunflower Health Plan	110	107	121	121
UnitedHealthcare	71	70	74	73

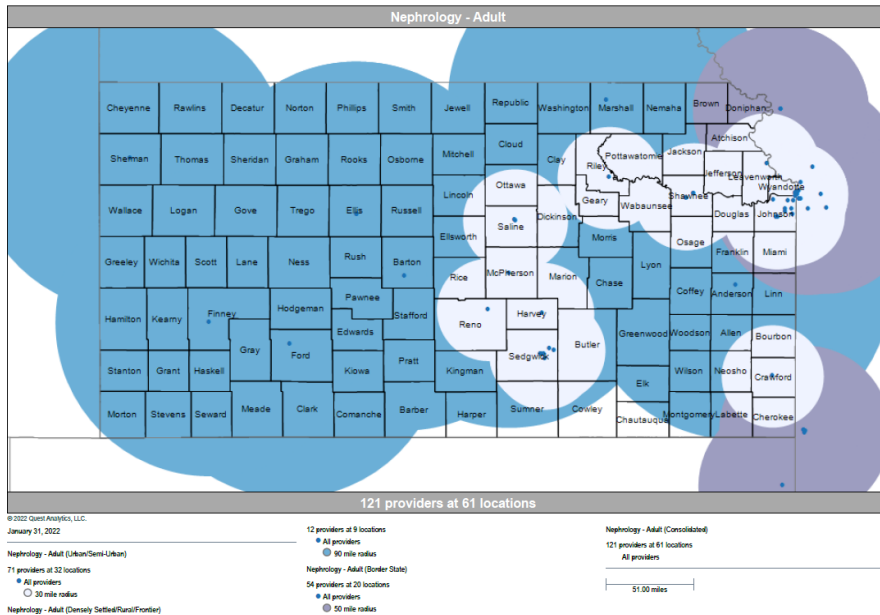
UNIQUE PROVIDER COUNT
ADULT NEPHROLOGY



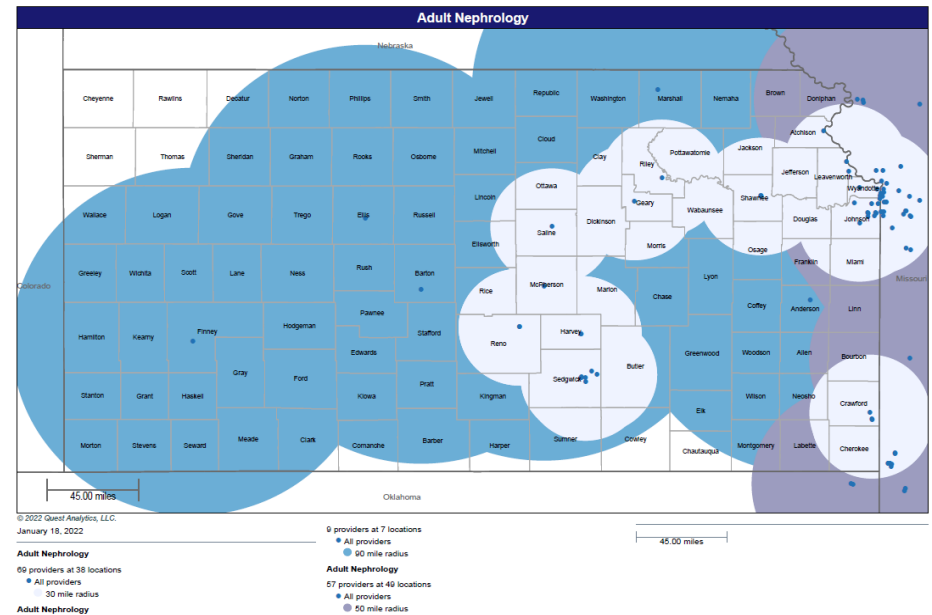
Aetna Better Health



Sunflower Health Plan



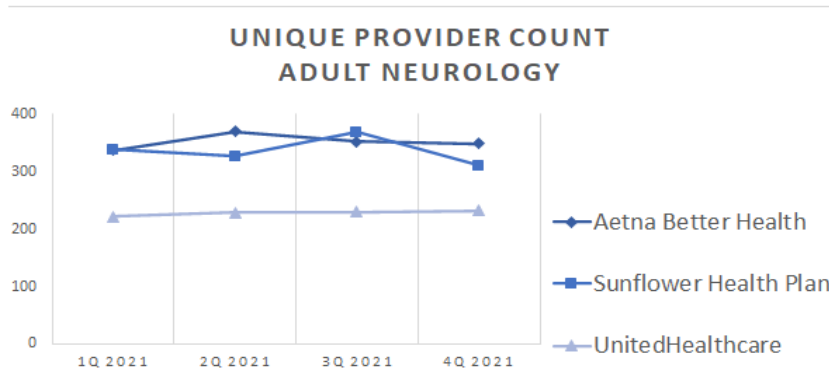
UnitedHealthcare



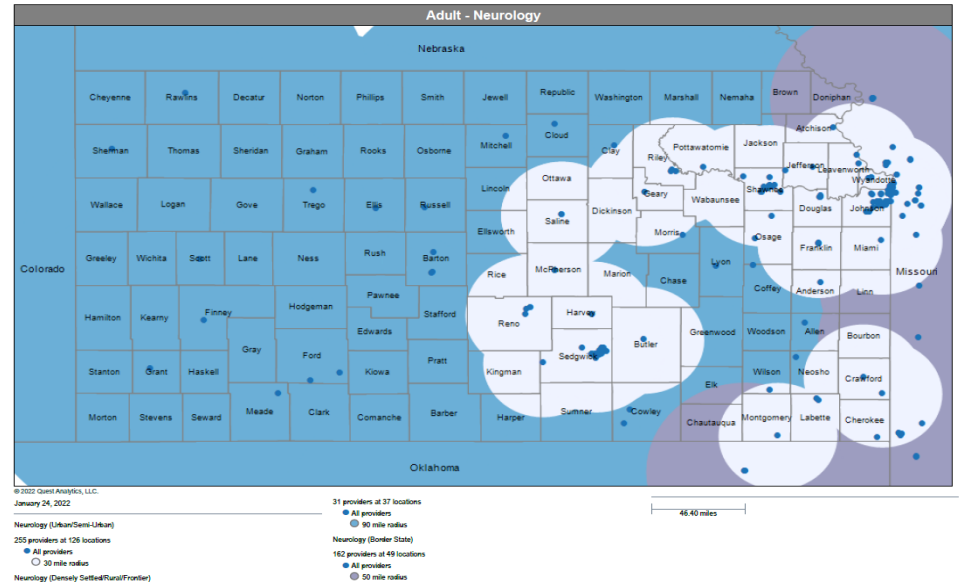
Neurology

Quarterly Unique Provider Count

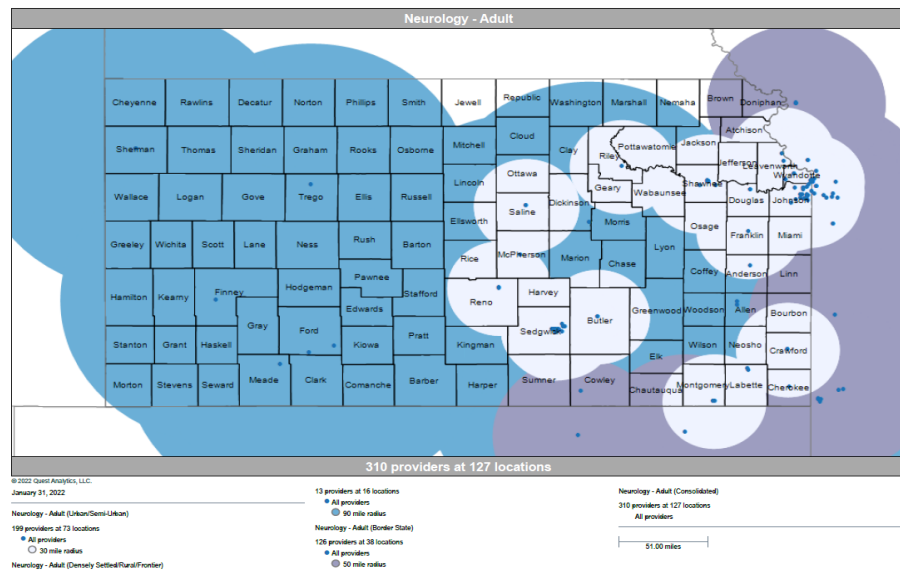
	1Q 2021	2Q 2021	3Q 2021	4Q 2021
Aetna Better Health	337	370	352	349
Sunflower Health Plan	339	327	369	310
UnitedHealthcare	222	229	230	232



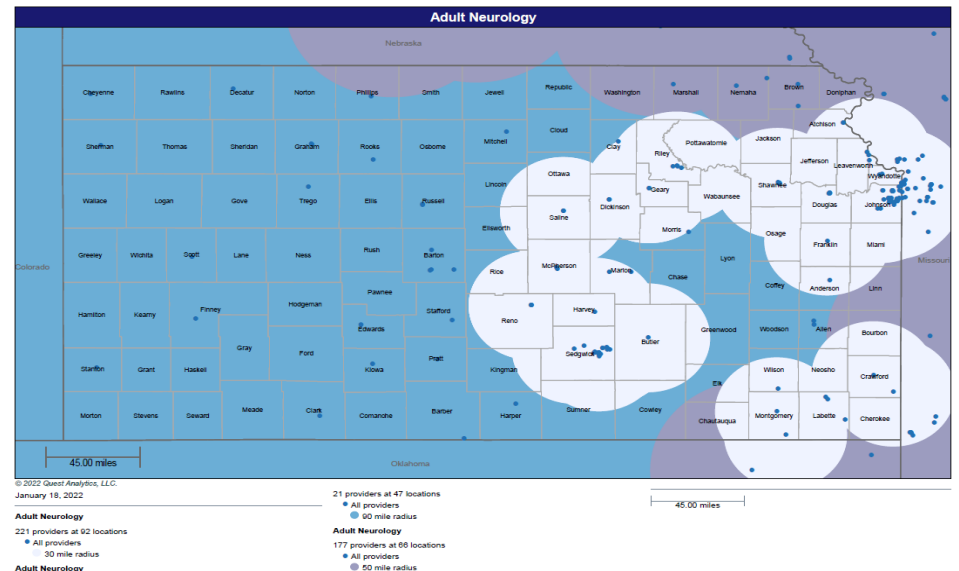
Aetna Better Health



Sunflower Health Plan



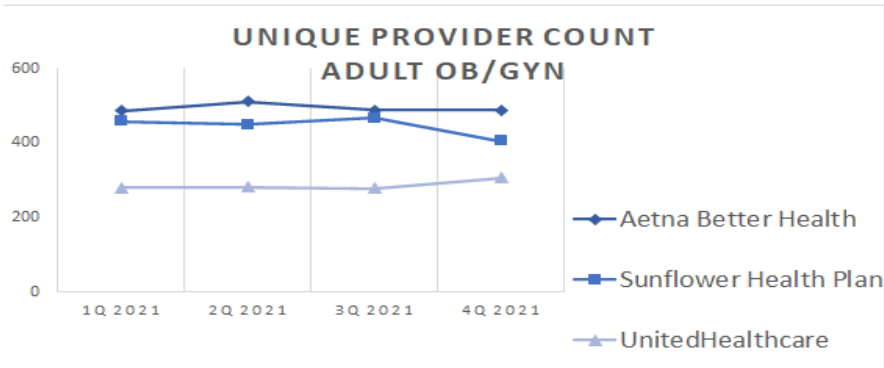
UnitedHealthcare



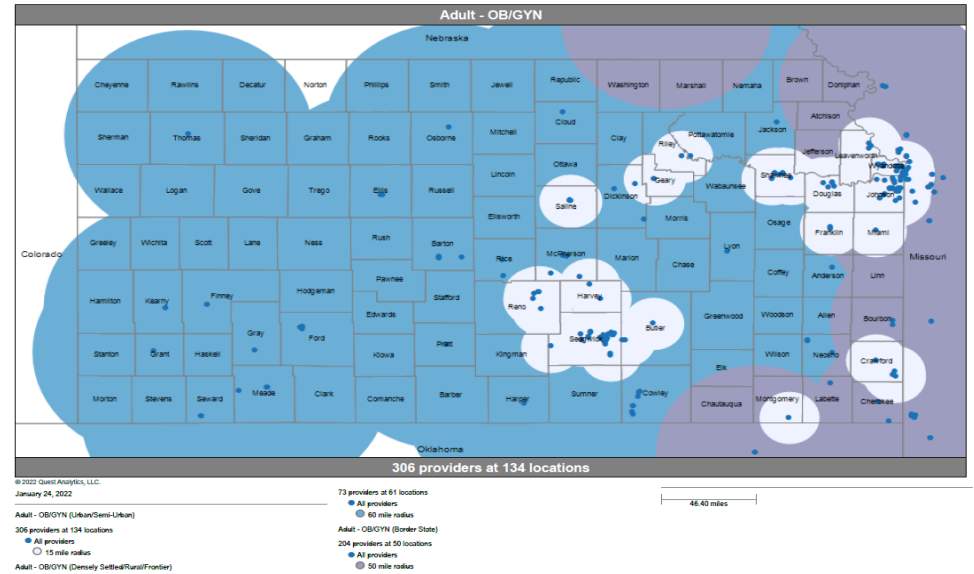
Obstetrics/Gynecology (OB/GYN)

Quarterly Unique Provider Count

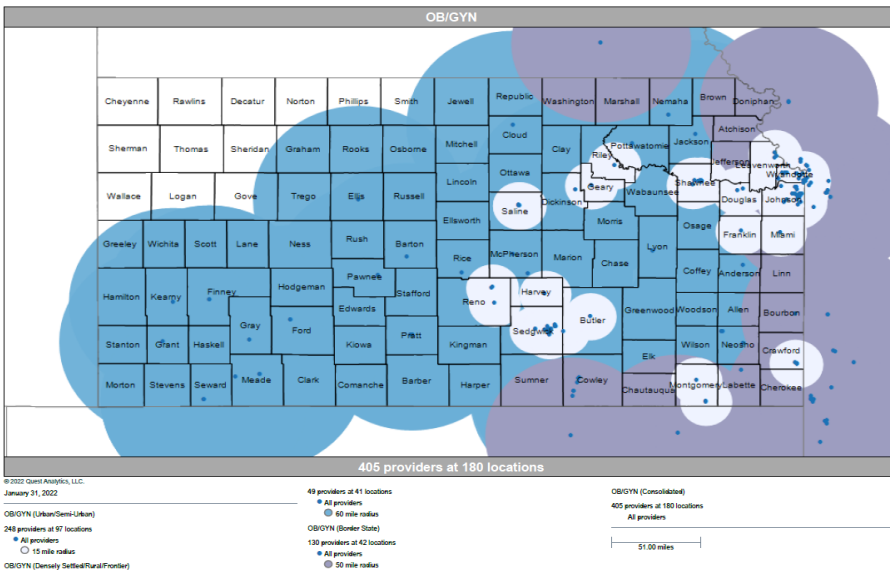
	1Q 2021	2Q 2021	3Q 2021	4Q 2021
Aetna Better Health	486	511	488	489
Sunflower Health Plan	459	450	467	405
UnitedHealthcare	280	282	279	307



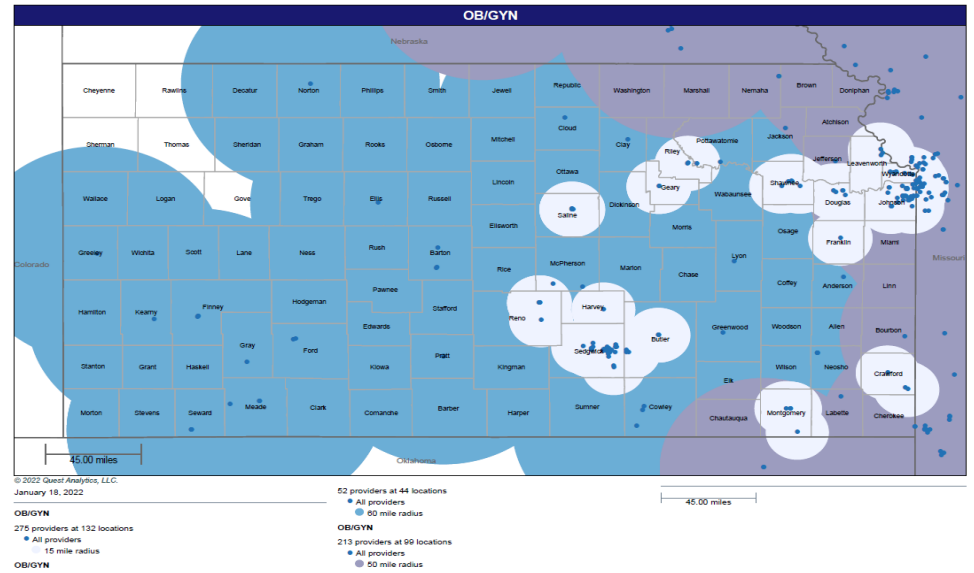
Aetna Better Health



Sunflower Health Plan



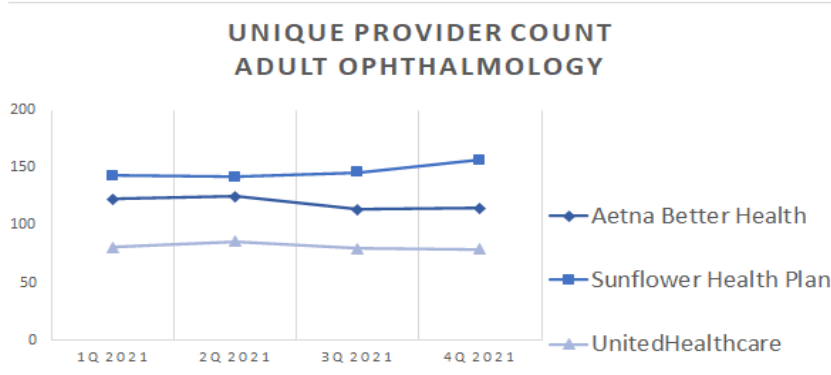
UnitedHealthcare



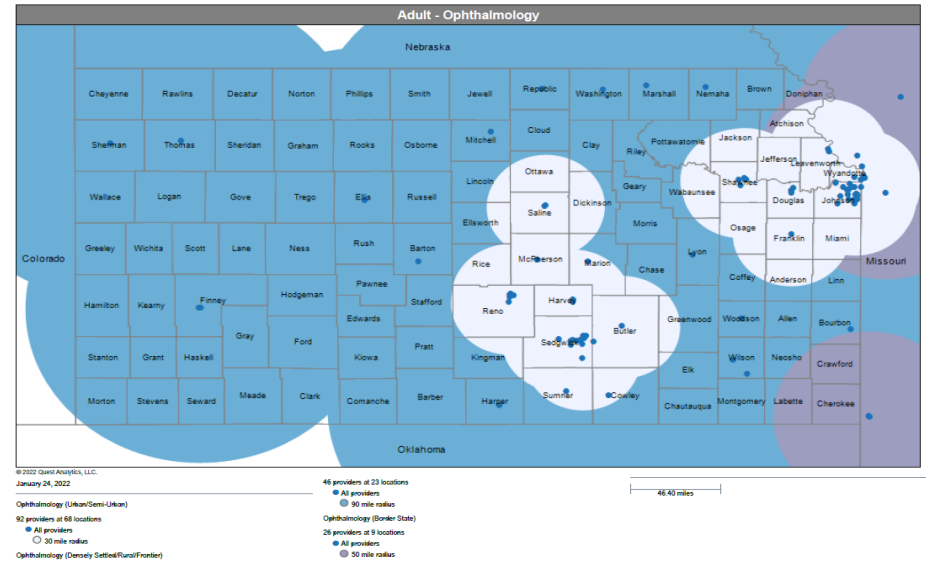
Ophthalmology

Quarterly Unique Provider Count

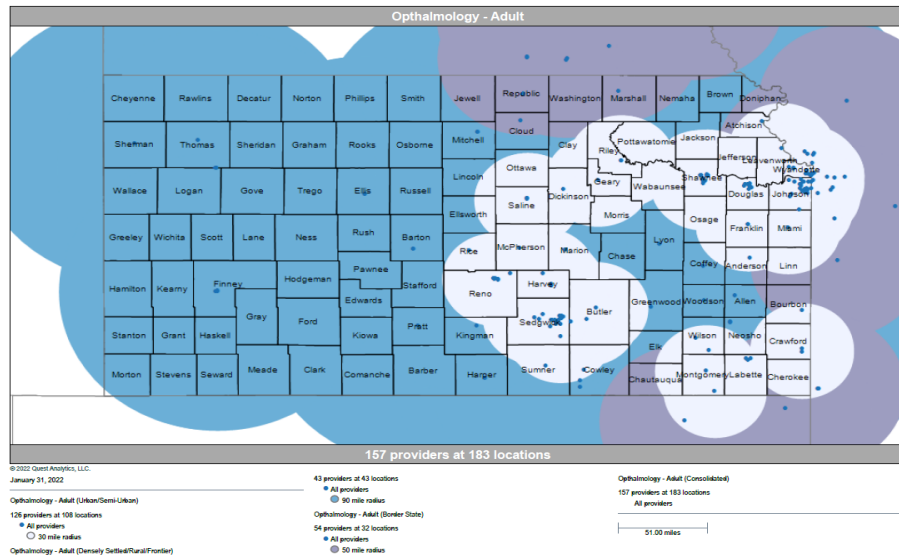
	1Q 2021	2Q 2021	3Q 2021	4Q 2021
Aetna Better Health	123	125	114	115
Sunflower Health Plan	143	142	146	157
UnitedHealthcare	81	86	80	79



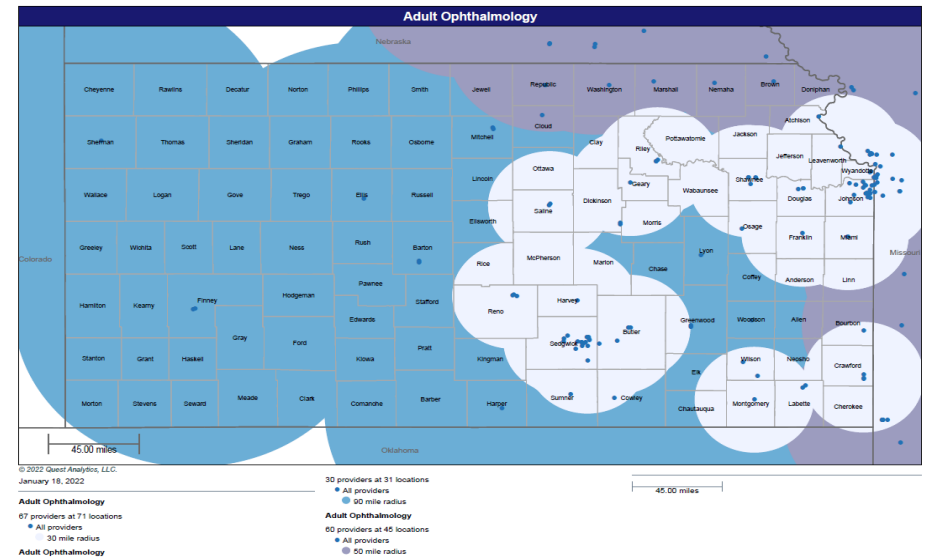
Aetna Better Health



Sunflower Health Plan



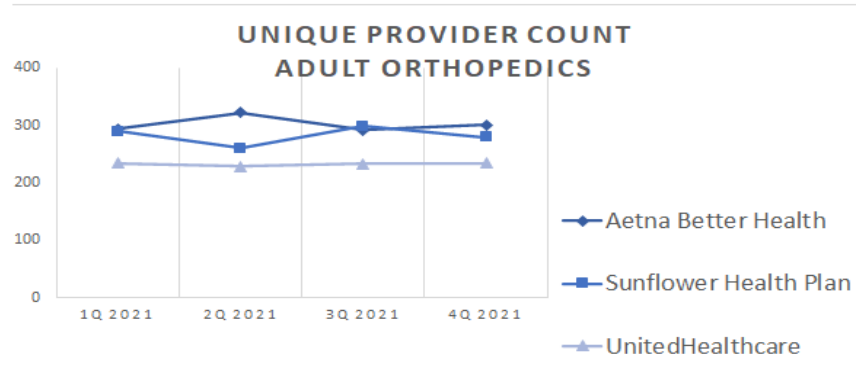
UnitedHealthcare



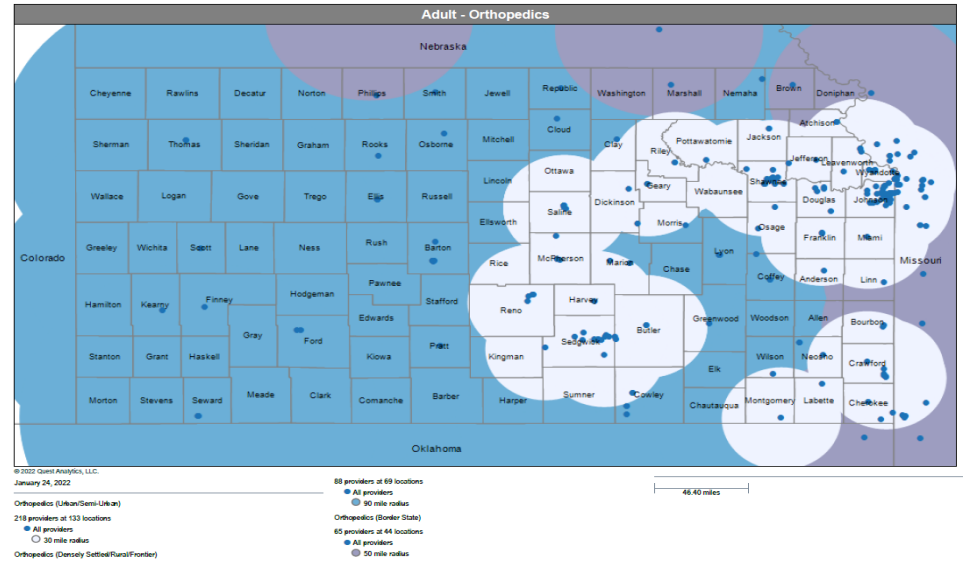
Orthopedics

Quarterly Unique Provider Count

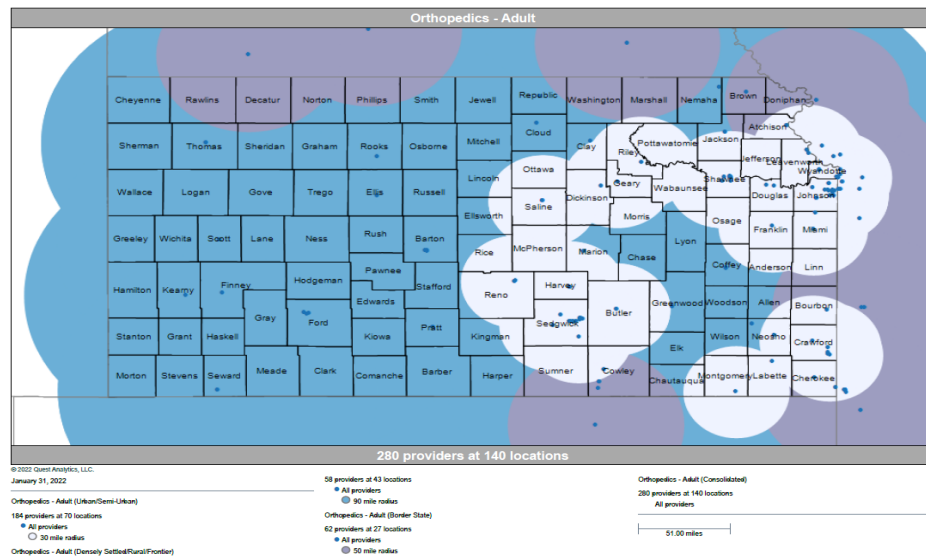
	1Q 2021	2Q 2021	3Q 2021	4Q 2021
Aetna Better Health	294	323	292	301
Sunflower Health Plan	290	261	299	280
UnitedHealthcare	234	229	233	234



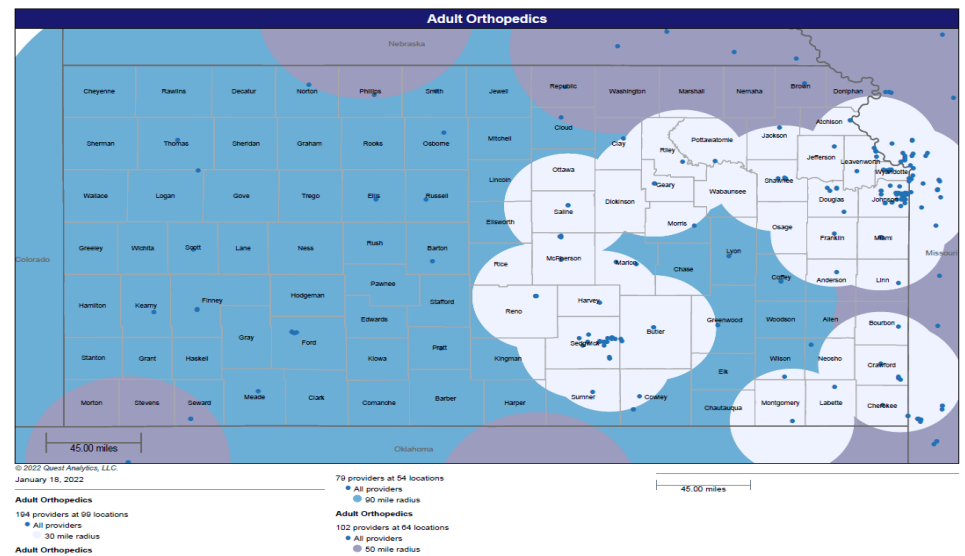
Aetna Better Health



Sunflower Health Plan



UnitedHealthcare

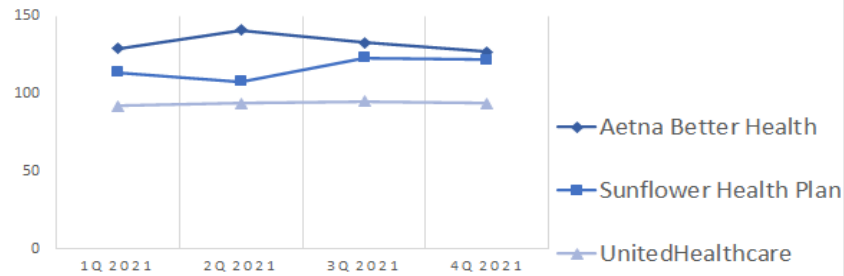


Otolaryngology

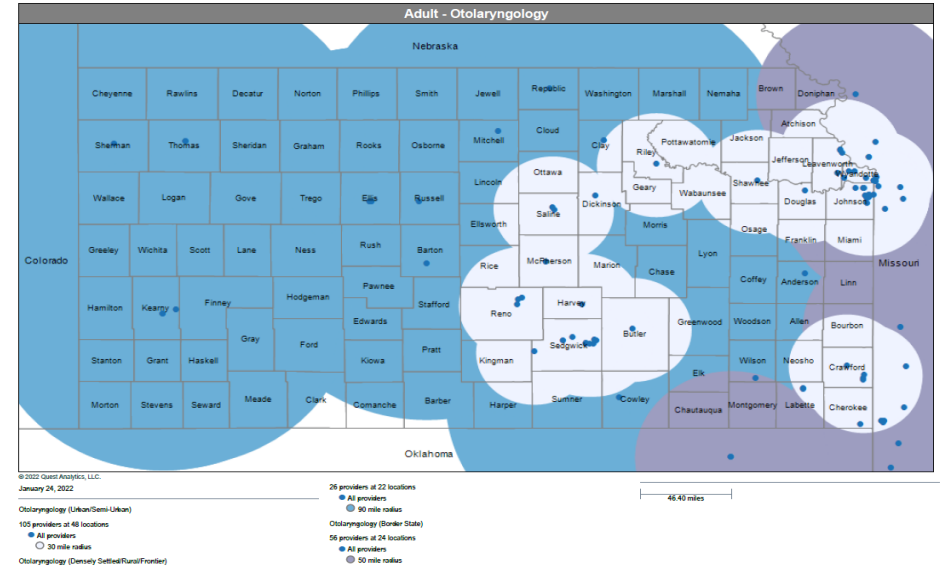
Quarterly Unique Provider Count

	1Q 2021	2Q 2021	3Q 2021	4Q 2021
Aetna Better Health	129	141	133	127
Sunflower Health Plan	114	108	123	122
UnitedHealthcare	92	94	95	94

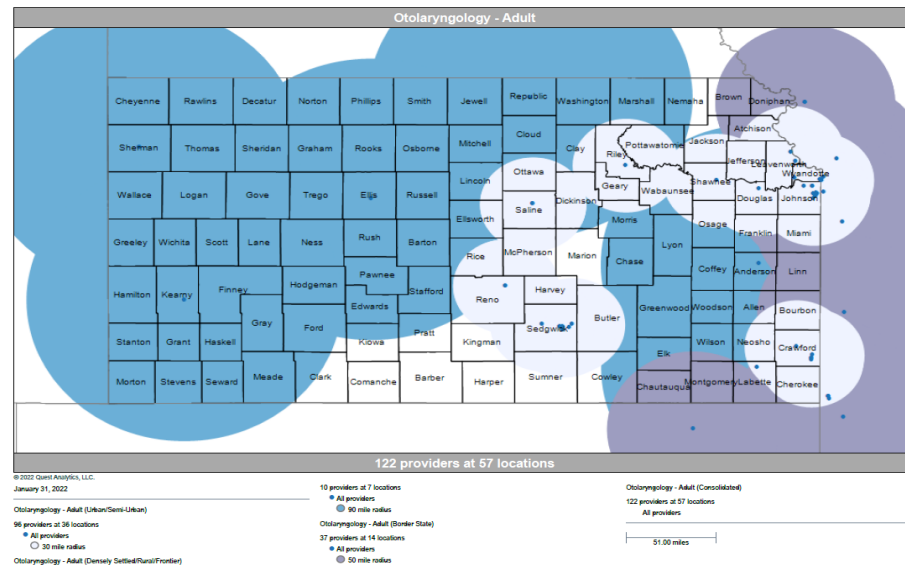
UNIQUE PROVIDER COUNT
ADULT OTOLARYNGOLOGY



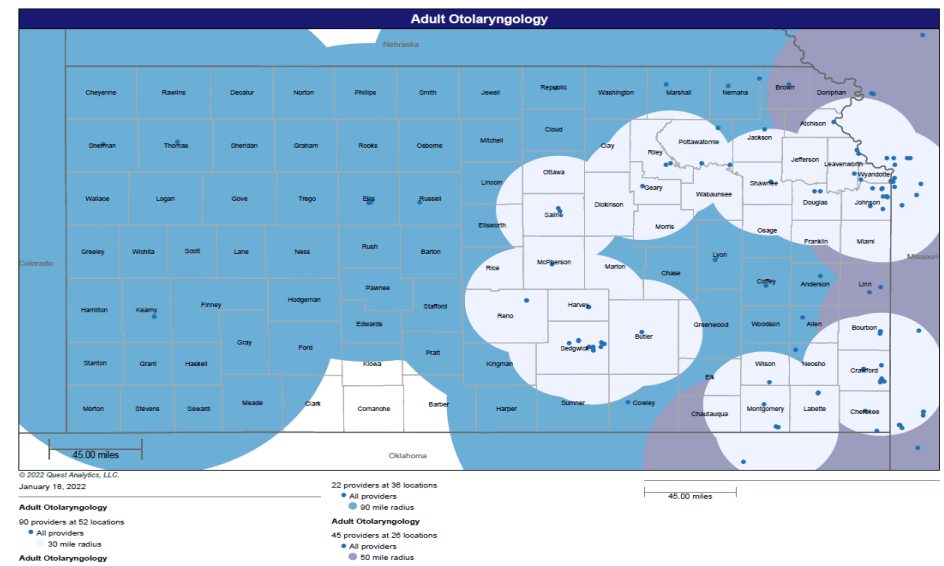
Aetna Better Health



Sunflower Health Plan



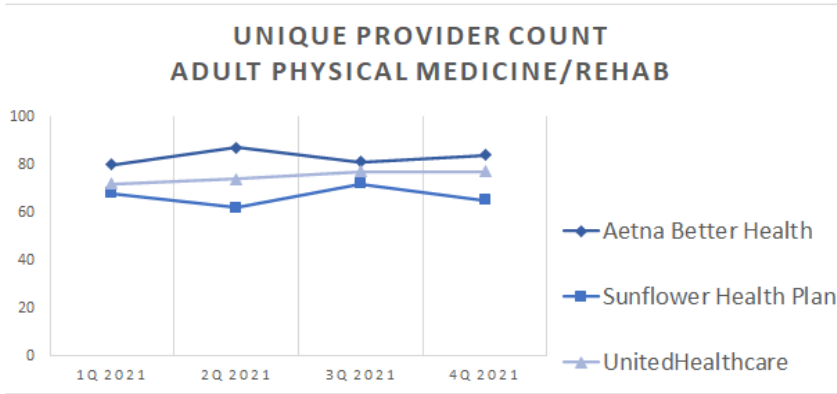
UnitedHealthcare



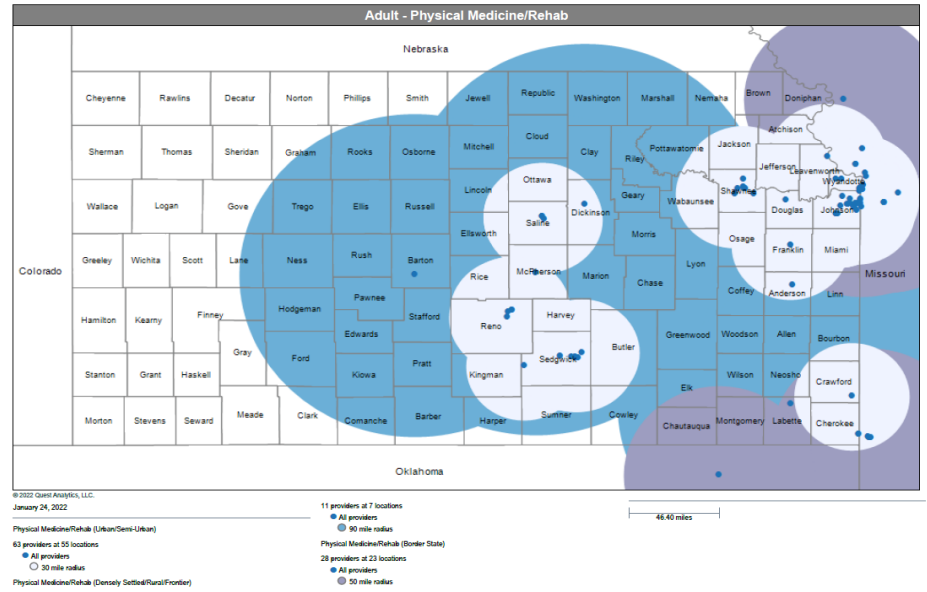
Physical Medicine/Rehab

Quarterly Unique Provider Count

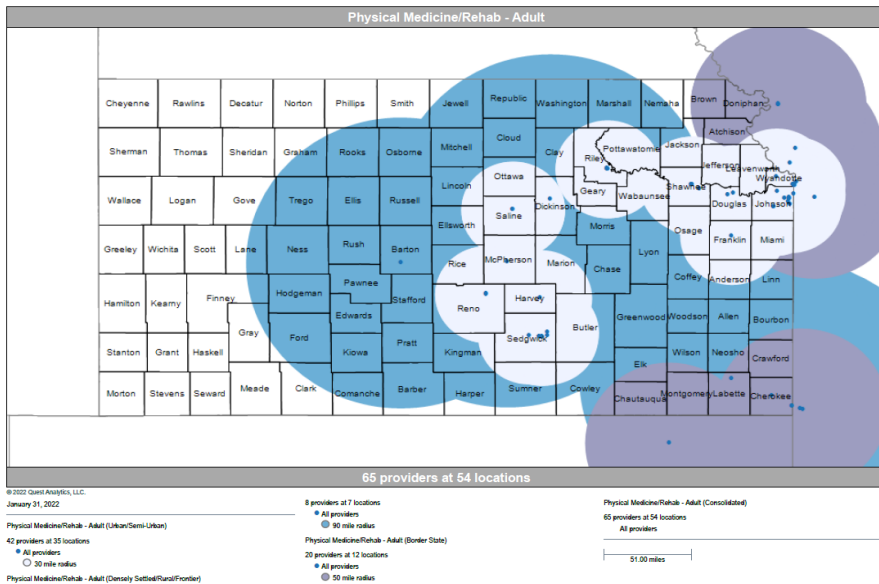
	1Q 2021	2Q 2021	3Q 2021	4Q 2021
Aetna Better Health	80	87	81	84
Sunflower Health Plan	68	62	72	65
UnitedHealthcare	72	74	77	77



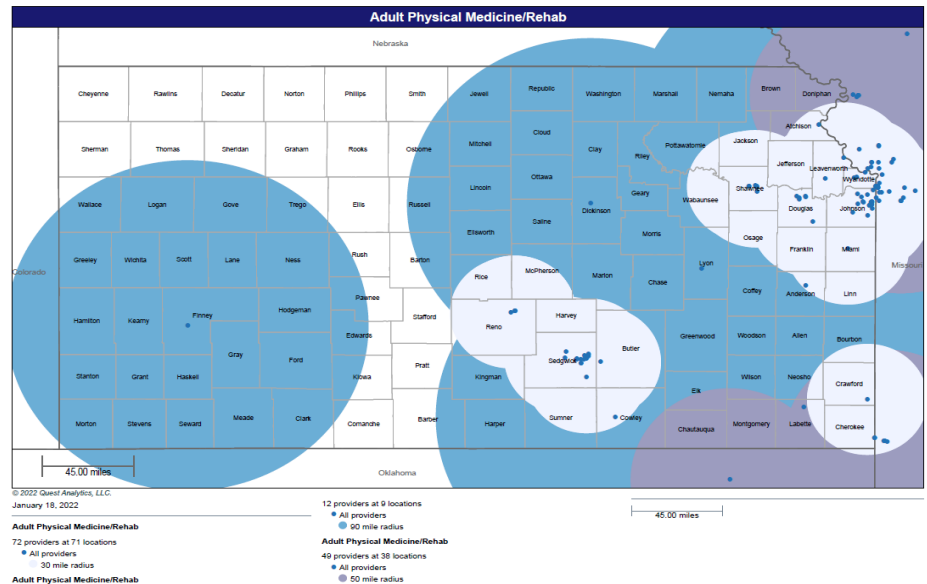
Aetna Better Health



Sunflower Health Plan



UnitedHealthcare

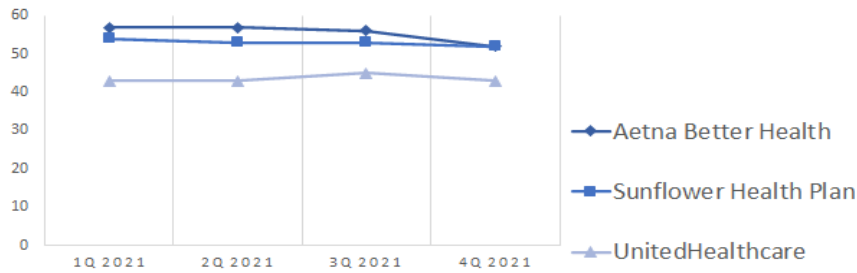


Plastic & Reconstructive Surgery

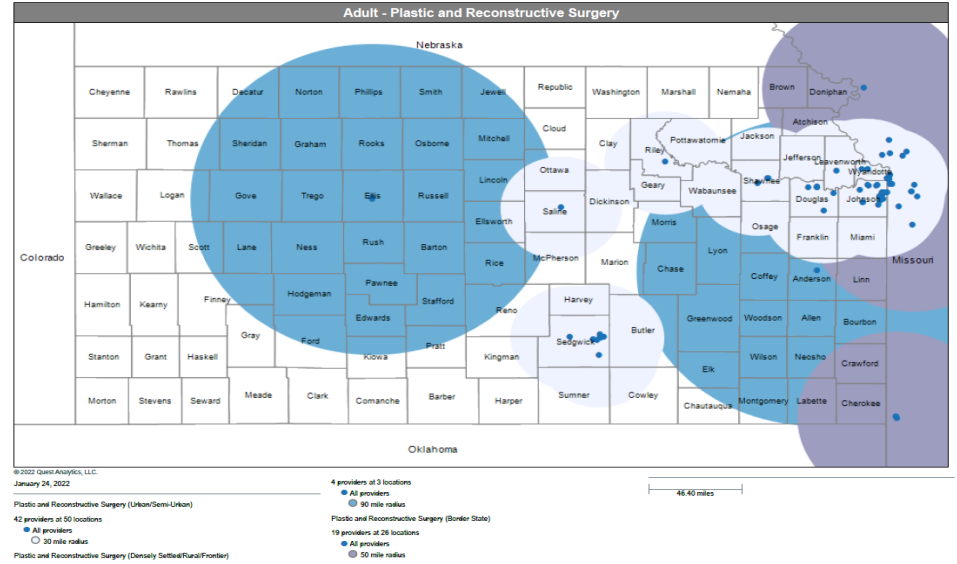
Quarterly Unique Provider Count

	1Q 2021	2Q 2021	3Q 2021	4Q 2021
Aetna Better Health	57	57	56	52
Sunflower Health Plan	54	53	53	52
UnitedHealthcare	43	43	45	43

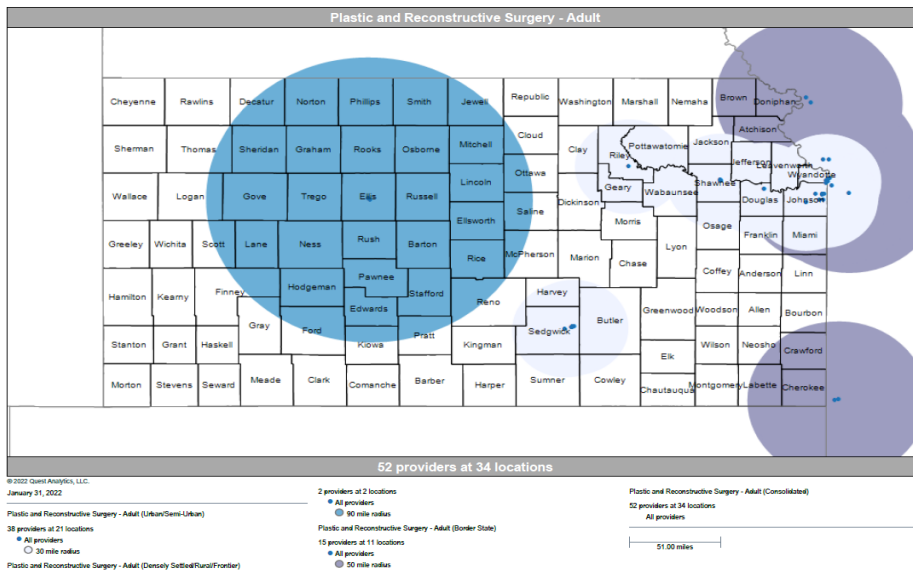
**UNIQUE PROVIDER COUNT
ADULT PLASTIC SURGERY**



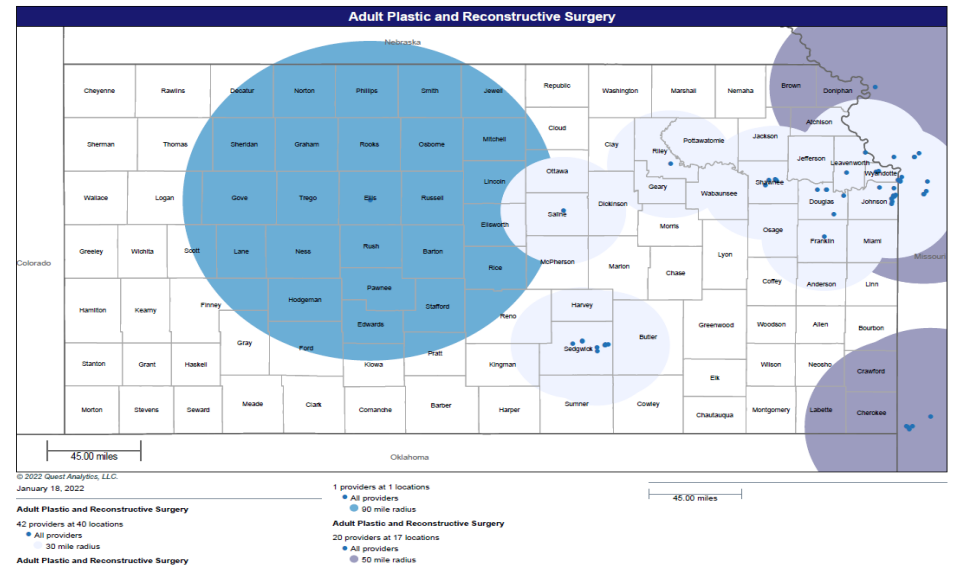
Aetna Better Health



Sunflower Health Plan



UnitedHealthcare

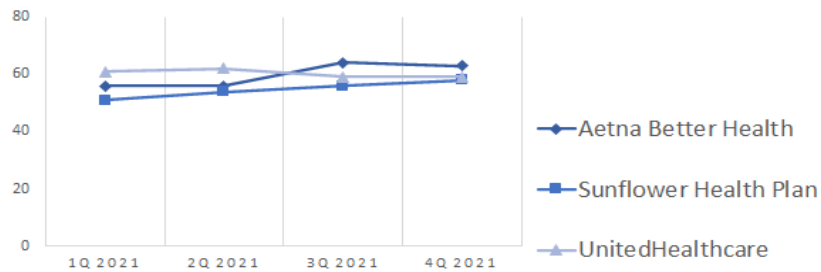


Podiatry

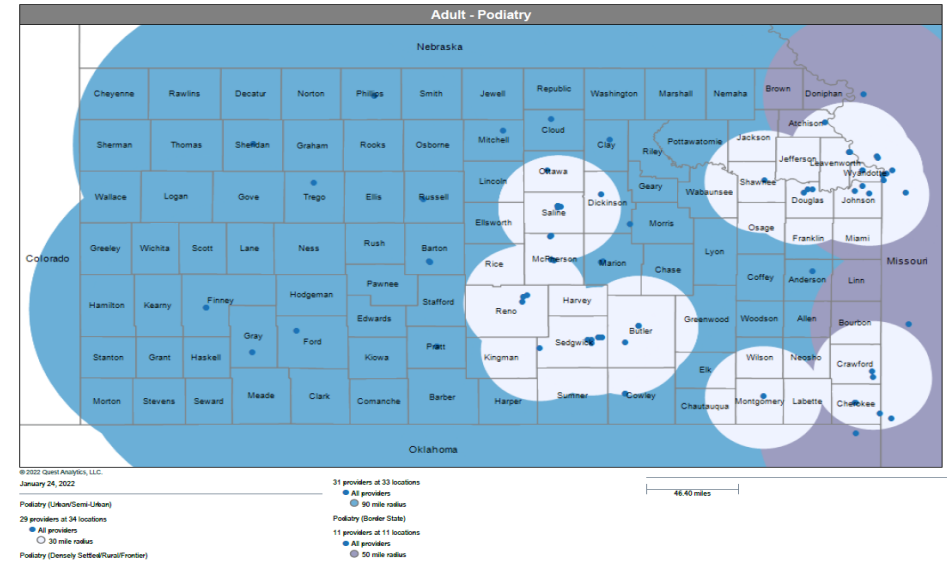
Quarterly Unique Provider Count

	1Q 2021	2Q 2021	3Q 2021	4Q 2021
Aetna Better Health	56	56	64	63
Sunflower Health Plan	51	54	56	58
UnitedHealthcare	61	62	59	59

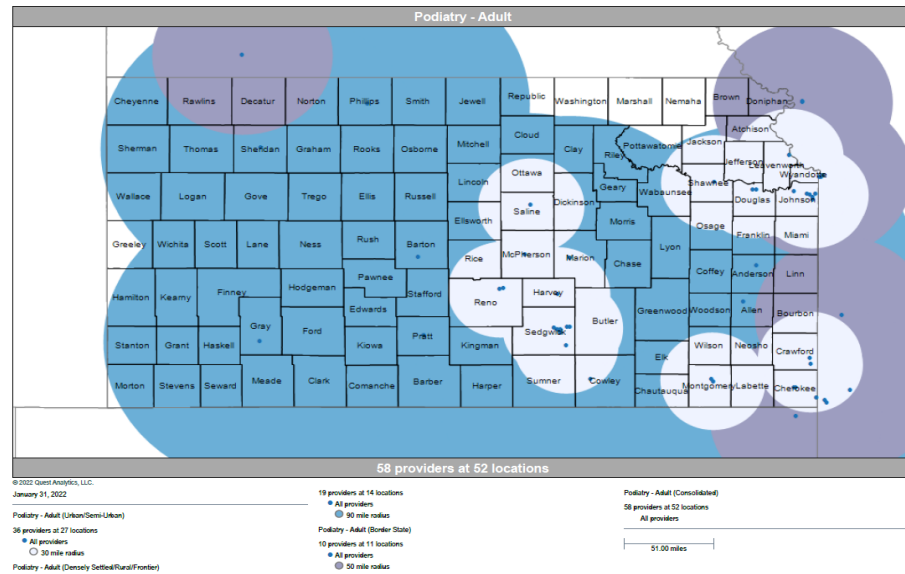
UNIQUE PROVIDER COUNT
ADULT PODIATRY



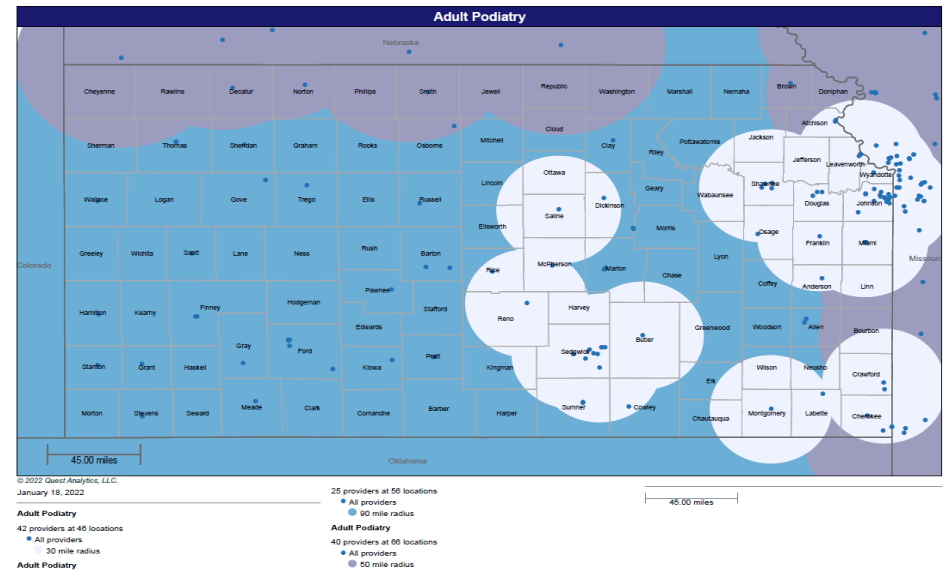
Aetna Better Health



Sunflower Health Plan



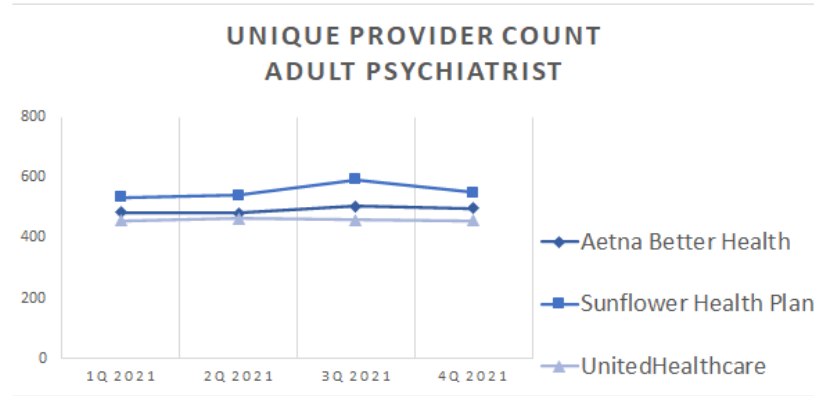
UnitedHealthcare



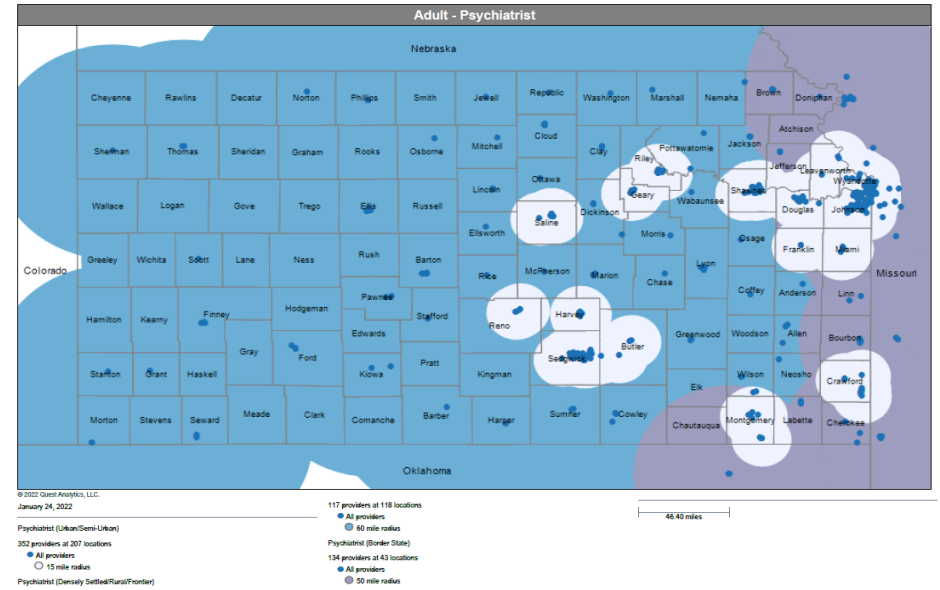
Psychiatrist

Quarterly Unique Provider Count

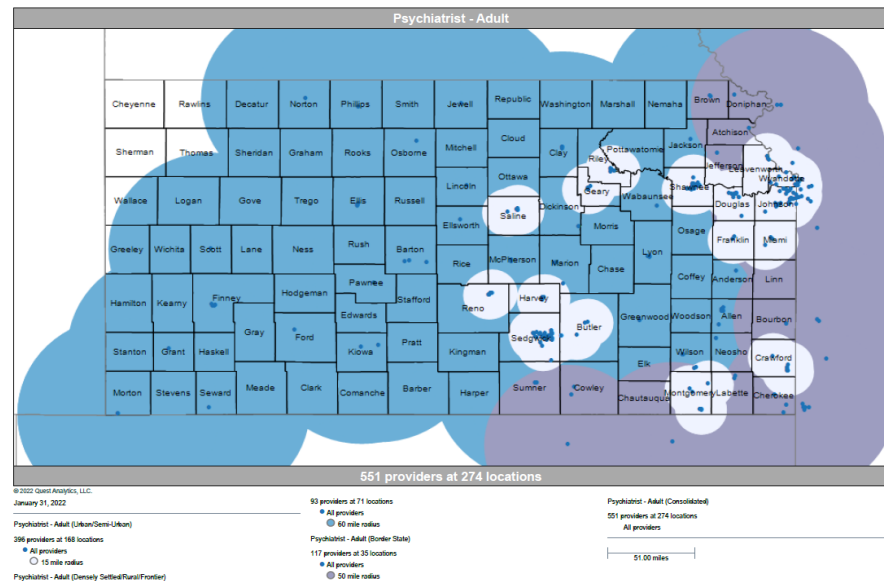
	1Q 2021	2Q 2021	3Q 2021	4Q 2021
Aetna Better Health	484	483	504	499
Sunflower Health Plan	535	542	594	551
UnitedHealthcare	458	464	460	458



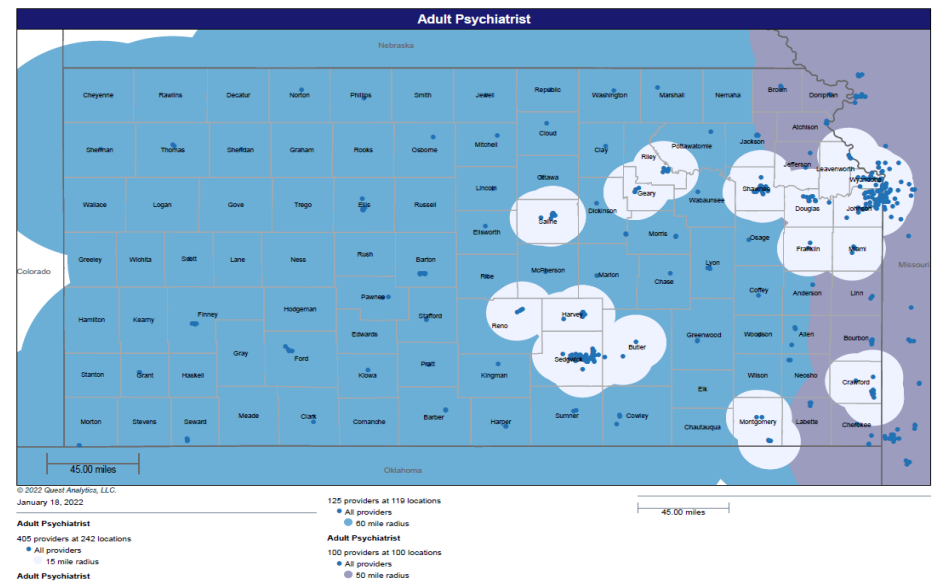
Aetna Better Health



Sunflower Health Plan



UnitedHealthcare

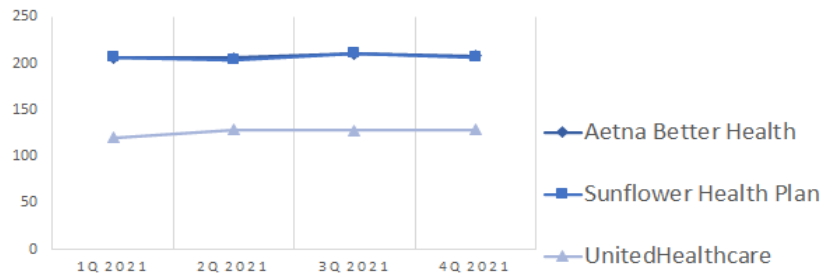


Pulmonary Disease

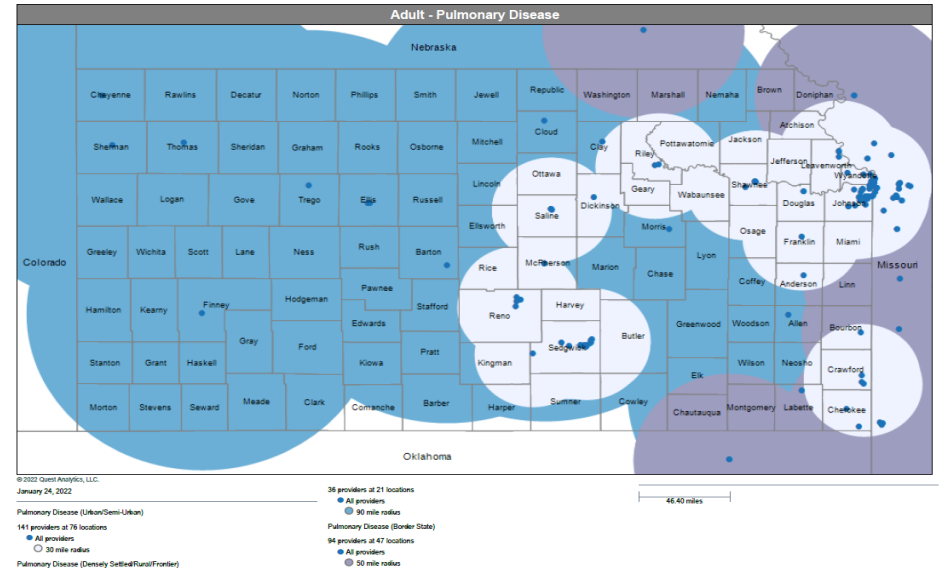
Quarterly Unique Provider Count

	1Q 2021	2Q 2021	3Q 2021	4Q 2021
Aetna Better Health	206	206	210	208
Sunflower Health Plan	207	204	211	207
UnitedHealthcare	120	129	128	129

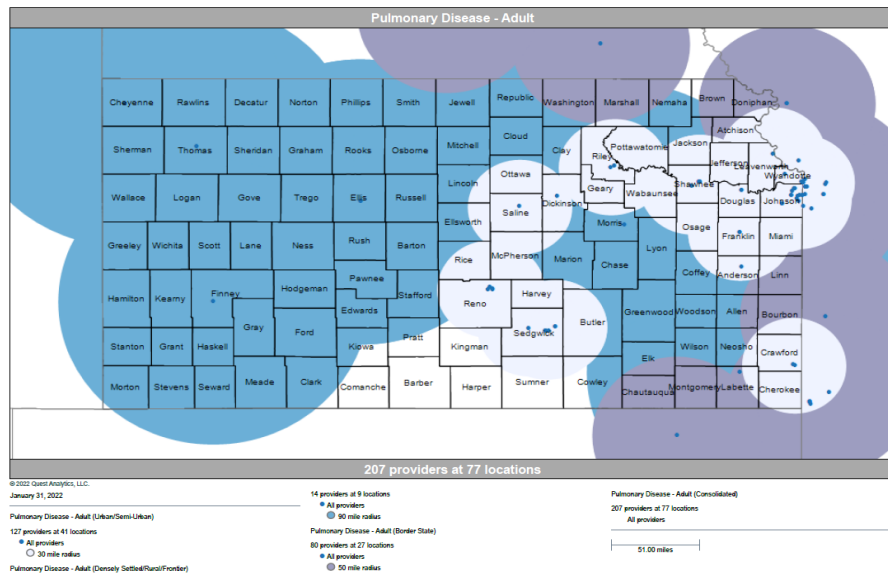
UNIQUE PROVIDER COUNT
ADULT PULMONARY DISEASE



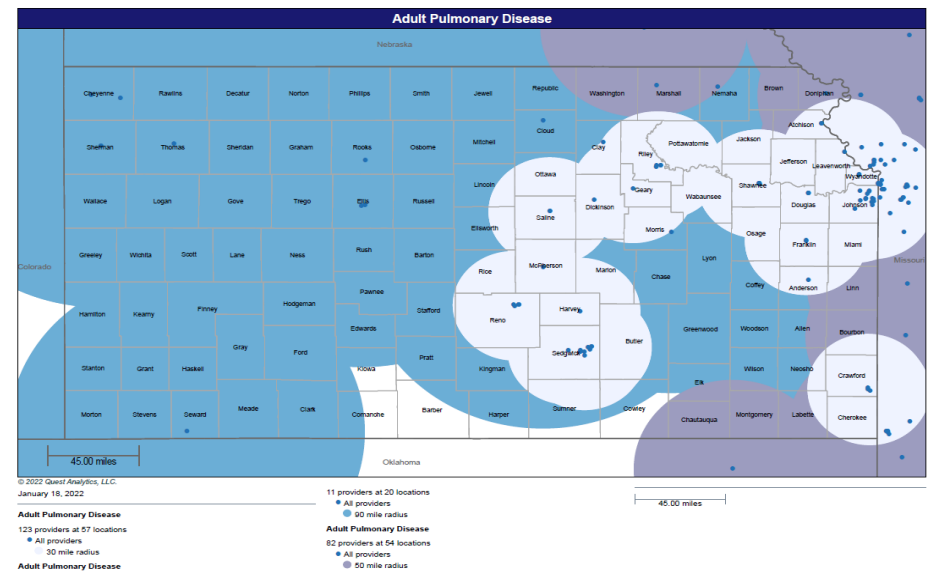
Aetna Better Health



Sunflower Health Plan



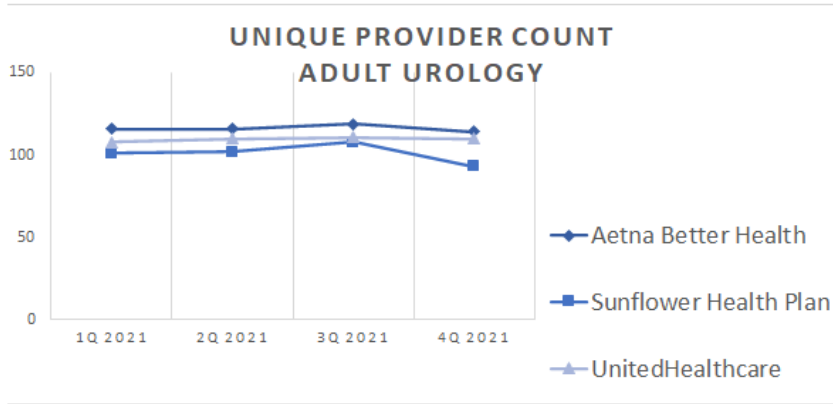
UnitedHealthcare



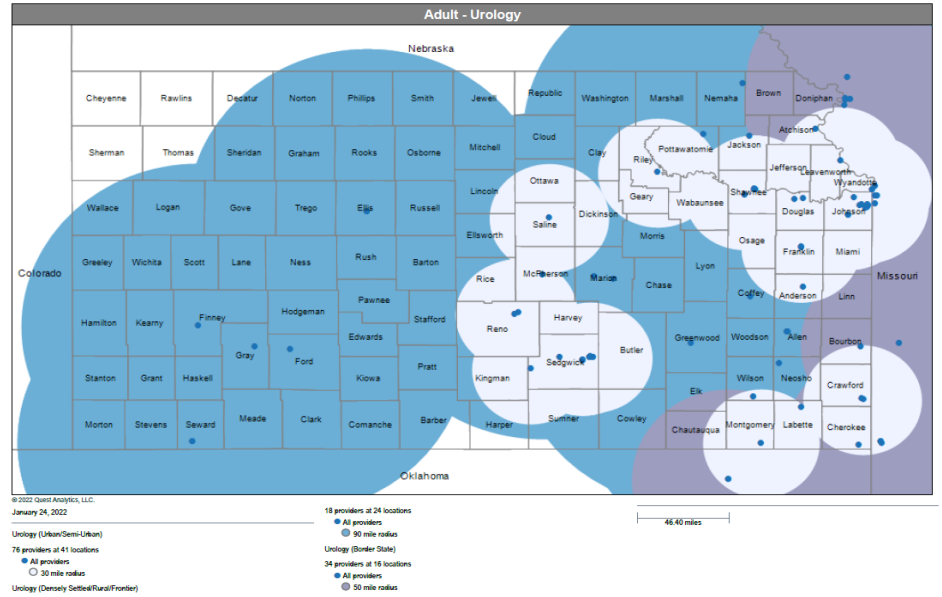
Urology

Quarterly Unique Provider Count

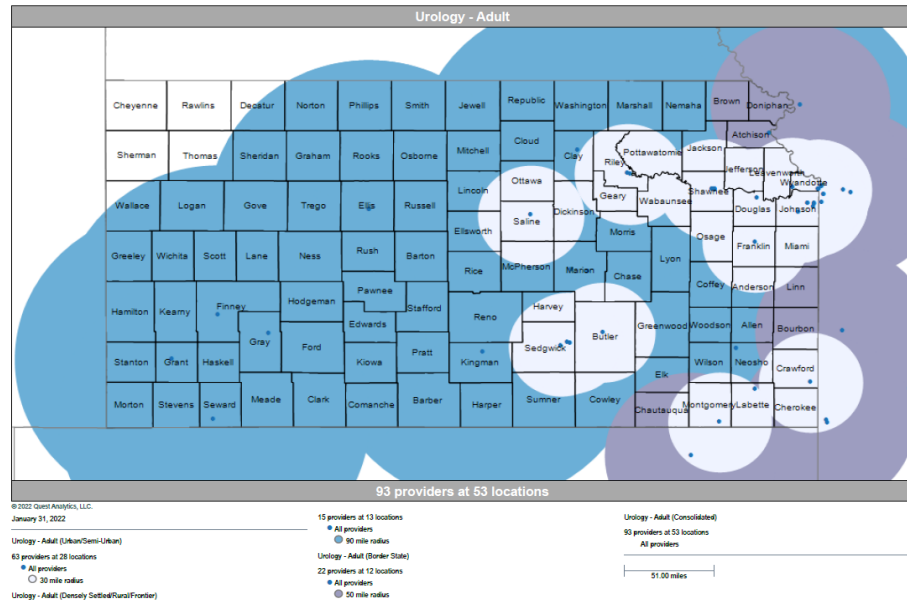
	1Q 2021	2Q 2021	3Q 2021	4Q 2021
Aetna Better Health	116	116	119	114
Sunflower Health Plan	101	102	108	93
UnitedHealthcare	108	110	111	110



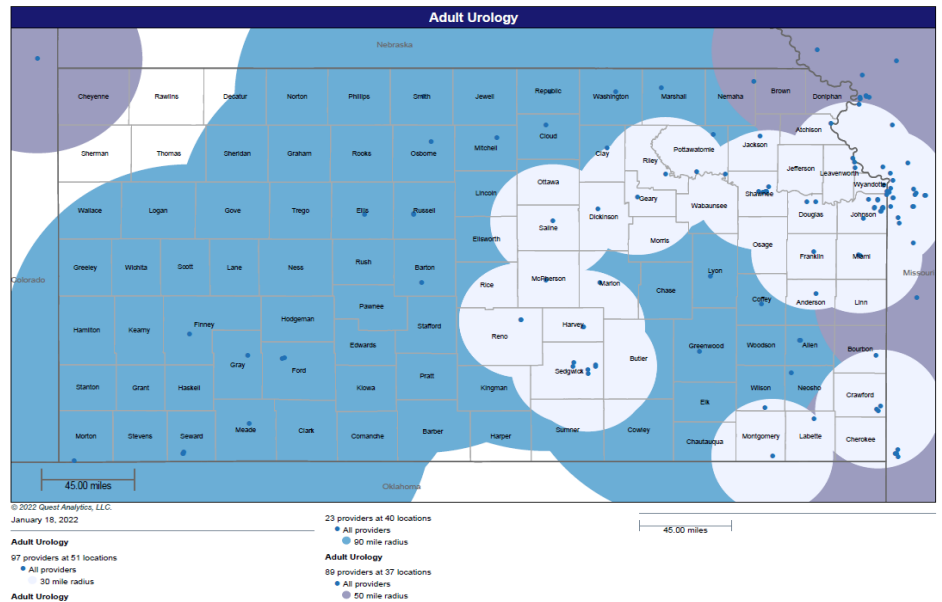
Aetna Better Health



Sunflower Health Plan



UnitedHealthcare

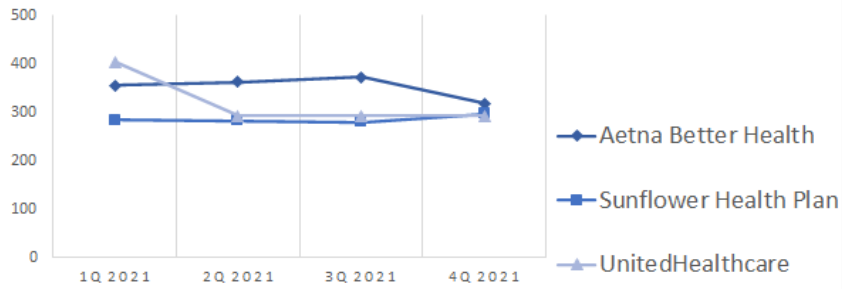


Dental Primary Care

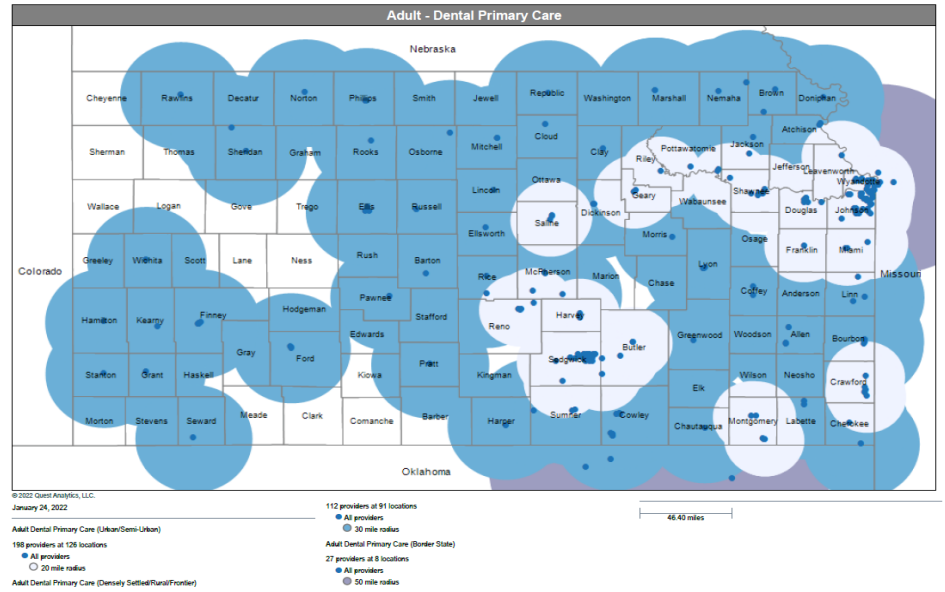
Quarterly Unique Provider Count

	1Q 2021	2Q 2021	3Q 2021	4Q 2021
Aetna Better Health	356	362	372	319
Sunflower Health Plan	284	282	280	297
UnitedHealthcare	404	293	292	292

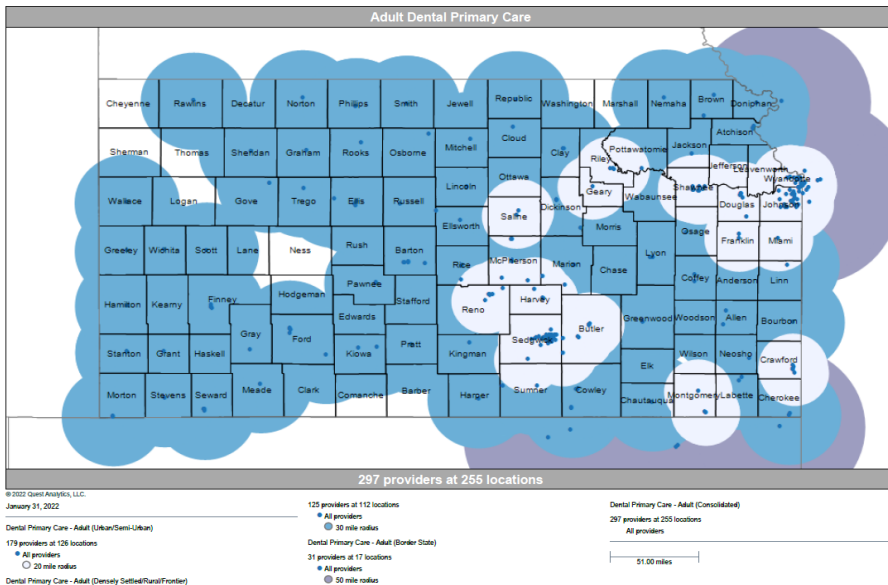
UNIQUE PROVIDER COUNT ADULT DENTAL



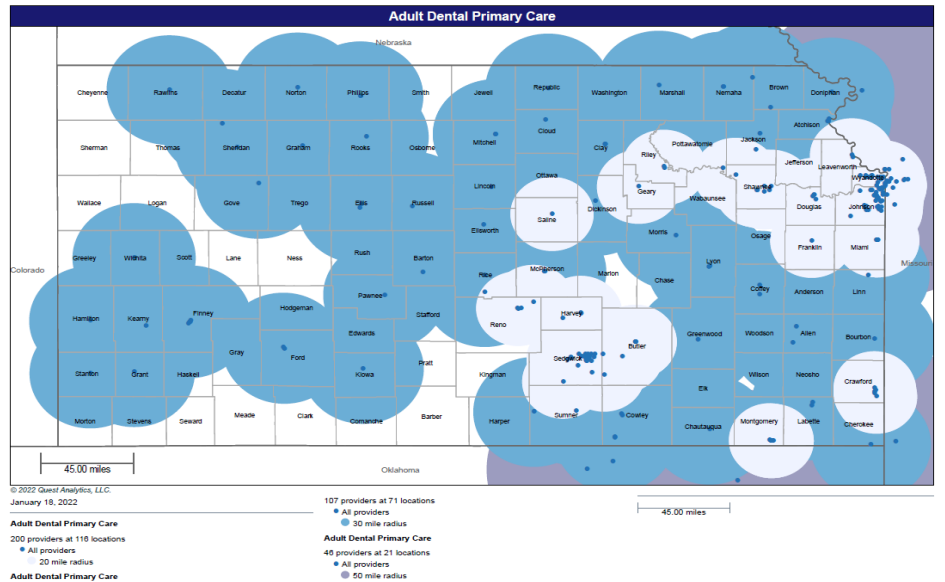
Aetna Better Health



Sunflower Health Plan



UnitedHealthcare





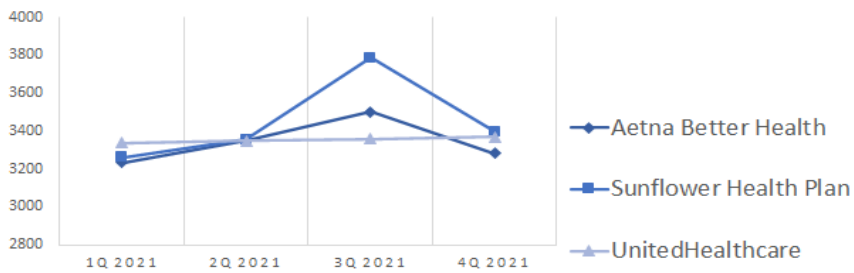
Behavioral Health

Behavioral Health

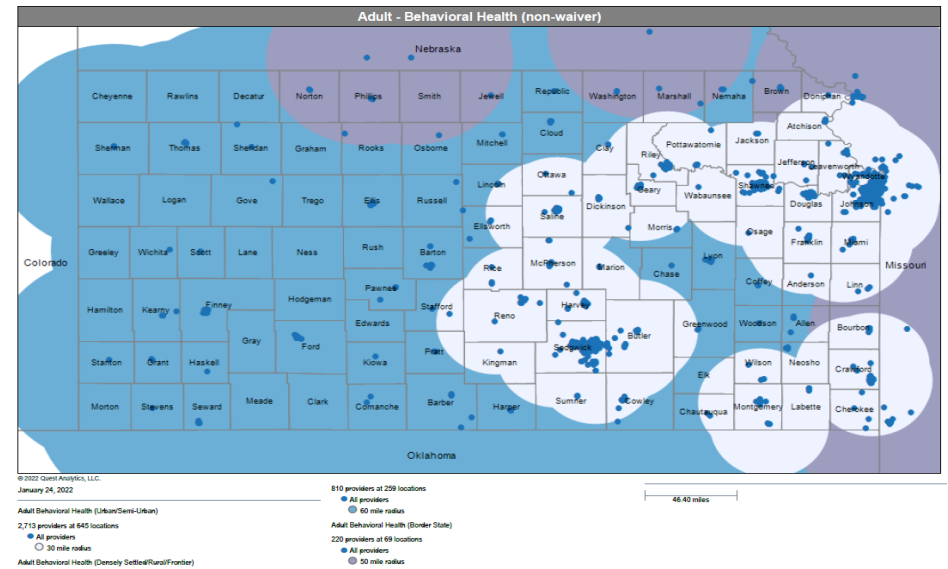
Quarterly Unique Provider Count

	1Q 2021	2Q 2021	3Q 2021	4Q 2021
Aetna Better Health	3235	3350	3501	3283
Sunflower Health Plan	3261	3355	3786	3398
UnitedHealthcare	3337	3347	3360	3368

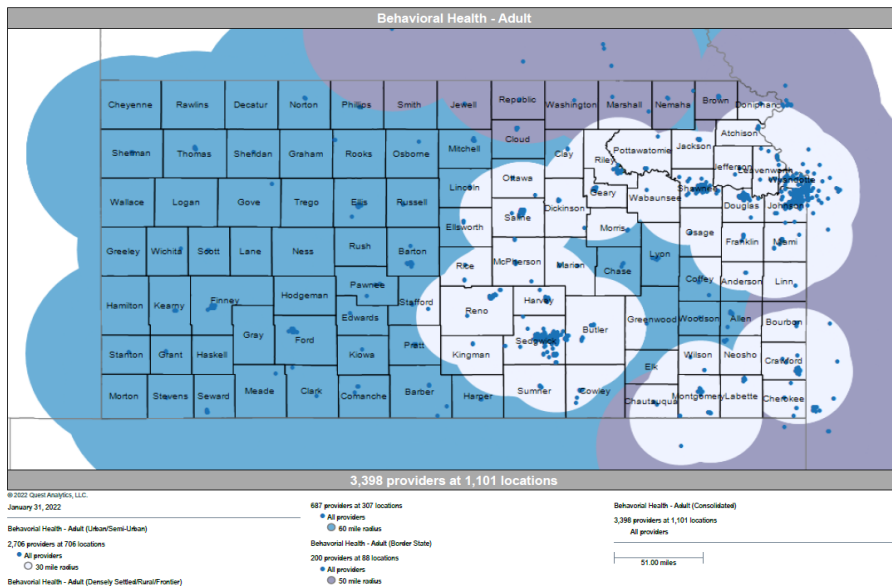
UNIQUE PROVIDER COUNT
ADULT BEHAVIORAL HEALTH



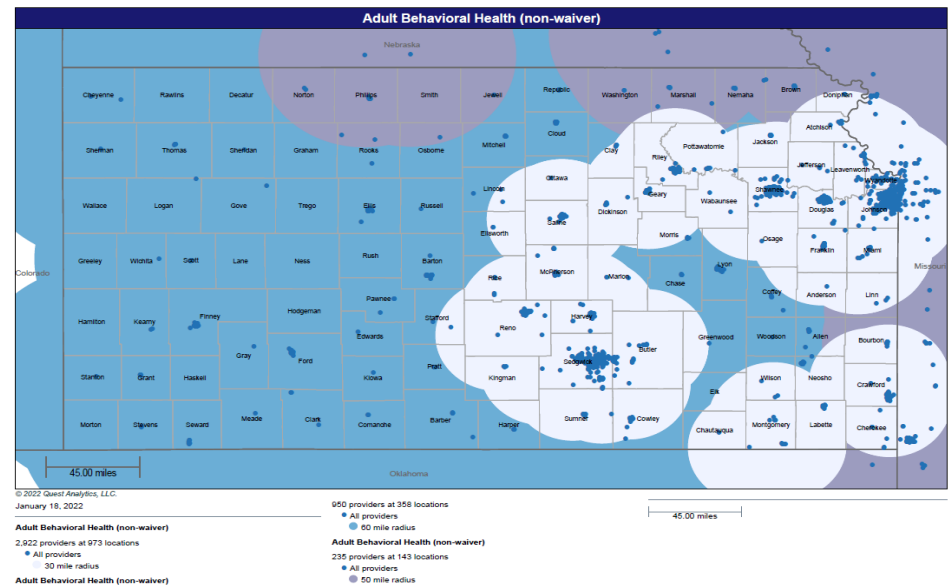
Aetna Better Health



Sunflower Health Plan



UnitedHealthcare





KanCare Managed Care Organization
Network Access As of January 1, 2022
Description of Provider Types and Specialties

Provider Type/Specialty	Description
Primary Care Provider (PCP)	<p>All KanCare members will select or be assigned to a PCP. The KanCare MCOs contract with PCPs to provide, to their members, primary care services including:</p> <ul style="list-style-type: none"> • Basic diagnosis and treatment of common illnesses and medical conditions • Counseling and education on safe health behaviors, self-care skills, treatment options, and preventive services • Referrals to specialists for treatment and management of more complex conditions <p>Family practitioners, general practitioners, internists, pediatricians, OB/GYNs, and other types of providers contracted to fulfill this purpose, may function as PCPs. In addition, physician assistants and nurse practitioners supporting the types of physicians listed above may function as PCPs. The access standard for urban and semi-urban counties is that a PCP be available within 20 miles of the member's residence. For rural and frontier counties, a PCP should be available within 30 miles of the member's residence.</p>
Allergy	<p>Allergists are doctors who specialize in diagnosis, treatment and management of allergies, asthma and immunologic disorders. The KanCare MCOs contract with allergists to provide these services to their members. The access standard for urban and semi-urban counties is that an allergist be available within 25 miles of the member's residence. For rural and frontier counties, an allergist should be available within 100 miles of the member's residence.</p>
Cardiology	<p>Cardiologists are doctors who specialize in diagnosing and treating diseases or conditions of the heart and blood vessels—the cardiovascular system. The KanCare MCOs contract with cardiologists and cardiovascular surgeons to provide these services to their members. The access standard for urban and semi-urban counties is that a cardiologist be available within 25 miles of the member's residence. For rural and frontier counties, a cardiologist should be available within 100 miles of the member's residence.</p>
Dermatology	<p>Dermatologists are doctors who specialize in diagnosis, treatment, and prevention of skin diseases or skin cancers. The KanCare MCOs contract with dermatologists to provide these services to their members. The access standard for urban and semi-urban counties is that a dermatologist be available within 25 miles of the member's residence. For rural and frontier counties, a dermatologist should be available within 100 miles of the member's residence.</p>
Internal Medicine	<p>Physicians specializing in internal medicine, internists, deal with the prevention, diagnosis, and treatment of adult diseases. The access standard for urban and semi-urban counties is that an internist be available within 25 miles of the member's residence. For rural and frontier counties, an internist should be available within 100 miles of the member's residence.</p>
Gastroenterology	<p>Gastroenterologists are doctors who specialize in diseases of the digestive tract. The KanCare MCOs contract with gastroenterologists to provide these services to their members. The access standard for urban and semi-urban counties is that a gastroenterologist be available within 25 miles of the member's residence. For rural and frontier counties, a gastroenterologist should be available within 100 miles of the member's residence.</p>
General Surgery	<p>A general surgeon is a physician who has been educated and trained in the diagnosis and preoperative, operative, and postoperative management of patient care. The KanCare MCOs contract with general surgeons to provide these services to their members. The access standard for urban and semi-urban counties is that a general surgeon be available within 25 miles of the member's residence. For rural and frontier counties, a general surgeon should be available within 100 miles of the member's residence.</p>
Hematology/Oncology	<p>Hematologists are doctors who specialize in diagnosis, treatment, and management of blood disorders. The KanCare MCOs contract with hematologists to provide these services to their members. The access standard for urban and semi-urban counties is that a hematologist be available within 25 miles of the member's residence. For rural and frontier counties, a hematologist should be available within 100 miles of the member's residence.</p>



KanCare Managed Care Organization Network Access As of January 1, 2022

Neonatology	Neonatologists are doctors who specialize in the treatment of newborn infants—especially premature and ill infants. The KanCare MCOs contract with neonatologists to provide these services to their members. The access standard for urban and semi-urban counties is that a neonatologist be available within 25 miles of the member’s residence. For rural and frontier counties, a neonatologist should be available within 100 miles of the member’s residence.
Nephrology	Nephrologists are doctors who specialize in diagnosis and management of kidney diseases. The KanCare MCOs contract with nephrologists to provide these services to their members. The access standard for urban and semi-urban counties is that a nephrologist be available within 25 miles of the member’s residence. For rural and frontier counties, a nephrologist should be available within 100 miles of the member’s residence.
Neurology	Neurologists are doctors who specialize in diagnosis and treatment of disorders of the nervous system. The KanCare MCOs contract with neurologists to provide these services to their members. The access standard for urban and semi-urban counties is that a neurologist be available within 25 miles of the member’s residence. For rural and frontier counties, a neurologist should be available within 100 miles of the member’s residence.
Neurosurgery	Neurosurgeons are doctors who specialize in brain and spinal surgery. The KanCare MCOs contract with neurosurgeons to provide these services to their members. The access standard for urban and semi-urban counties is that a neurosurgeon be available within 25 miles of the member’s residence. For rural and frontier counties, a neurosurgeon should be available within 100 miles of the member’s residence.
OB/GYN	An obstetrician/gynecologist (OB/GYN) is a physician who both delivers babies and treats diseases of the female reproductive organs. The KanCare MCOs contract with OB/GYNs, including specialists in maternal fetal medicine and certified nurse midwives, to provide these services to their members. The access standard for urban and semi-urban counties is that an OB/GYN be available within 15 miles of the member’s residence. For rural and frontier counties, an OB/GYN should be available within 60 miles of the member’s residence.
Ophthalmology	An ophthalmologist is a physician specializing in medical and surgical eye problems. Since ophthalmologists perform operations on eyes, they are both surgical and medical specialists. The KanCare MCOs contract with ophthalmologists to provide these services to their members. The access standard for urban and semi-urban counties is that an ophthalmologist be available within 25 miles of the member’s residence. For rural and frontier counties, an ophthalmologist should be available within 100 miles of the member’s residence.
Orthopedics	Orthopedists are doctors who specialize in disorders of the bones, ligaments, tendons and joints. The KanCare MCOs contract with orthopedists to provide these services to their members. The access standard for urban and semi-urban counties is that an orthopedist be available within 25 miles of the member’s residence. For rural and frontier counties, an orthopedist should be available within 100 miles of the member’s residence.
Otolaryngology	An otolaryngologist is a physician who specializes in the diagnosis and treatment of disorders of the head and neck. This specialty is more commonly known as ENT (ear, nose, and throat). The access standard for urban and semi-urban counties is that an otolaryngologist be available within 25 miles of the member’s residence. For rural and frontier counties, an otolaryngologist should be available within 100 miles of the member’s residence.
Physical Medicine/Rehab	Physical medicine and rehabilitation is an area of medicine that strives to restore and enhance function and quality of life to those with physical impairments or disabilities. A physician in this field, a physiatrist, specializes in restoring function to people with injuries to the muscles, bones, tissues, and nervous system (such as stroke patients). The access standard for urban and semi-urban counties is that a physiatrist be available within 25 miles of the member’s residence. For rural and frontier counties, a physiatrist should be available within 100 miles of the member’s residence.
Plastic & Reconstructive Surgery	A plastic surgeon specializes in the correction or restoration of form and function. Although cosmetic surgery is the most well-known type of plastic surgery, most plastic surgery is not cosmetic. Plastic surgeons deal with reconstructive surgery as well as the treatment of burns. The access standard for urban and semi-urban counties is that a plastic surgeon be available within 25 miles of the member’s residence. For rural and frontier counties, a plastic surgeon should be available within 100 miles of the member’s residence.



KanCare Managed Care Organization Network Access As of January 1, 2022

Podiatry	A podiatrist is a physician who specializes in the diagnosis and treatment of disorders of the foot, ankle, and lower extremities. The access standard for urban and semi-urban counties is that a podiatrist be available within 25 miles of the member's residence. For rural and frontier counties, a podiatrist should be available within 100 miles of the member's residence.
Psychiatrist	A psychiatrist is a physician who specializes in the prevention, diagnosis, and treatment of mental, addictive, and emotional disorders. The KanCare MCOs contract with psychiatrists to provide these services to their members. The access standard for urban and semi-urban counties is that a psychiatrist be available within 15 miles of the member's residence. For rural and frontier counties, a psychiatrist should be available within 60 miles of the member's residence.
Pulmonary Disease	A pulmonologist is a physician who diagnoses and treats diseases and conditions of the lungs and chest. Pulmonology often involves managing patients who need life support and mechanical ventilation. The access standard for urban and semi-urban counties is that a pulmonologist be available within 25 miles of the member's residence. For rural and frontier counties, a pulmonologist should be available within 100 miles of the member's residence.
Urology	Urology focuses on the urinary tract in males and females, and on the reproductive system in males. Urologists diagnose, treat, and manage patients with urological disorders. The organs covered by urology include the kidneys, ureters, urethra, urinary bladder, adrenal gland and the male reproductive organs. The access standard for urban and semi-urban counties is that a urologist be available within 25 miles of the member's residence. For rural and frontier counties, a urologist should be available within 100 miles of the member's residence.
Hospital	Hospitals are healthcare institutions that provide patient treatment by specialized staff and equipment. Hospitals most commonly provide overnight stays for people with serious or life threatening health problems, emergency care, and surgical care. The KanCare MCOs contract with hospitals to provide these services to their members. The access standard for both urban and rural counties is that a hospital be available within 30 miles of the member's residence.
Optometry	An optometrist is a health care professional who is licensed to provide primary eye care services. The KanCare MCOs contract with optometrists to provide these services to their members. The access standard for both urban and rural counties is that an optometrist be available within 30 minutes transport time of the member's residence. The plans have used 30 miles as a proxy for 30 minutes transport time.
Dental Primary Care	Dental primary care includes dental procedures or protocols that attempt to preserve oral hard tissues (teeth) and soft tissues (gums) in good health. Common examples of services include checkups, cleanings, fluoride treatment and sealants. The KanCare MCOs contract with dental providers, including general dentistry practitioners and pediatric dentists, to provide primary dental care services to their members. The access standard for urban and semi-urban counties is that dental primary care be available within 20 miles of the member's residence. For rural and frontier counties, dental primary care should be available within 30 miles of the member's residence.
Retail Pharmacy	Retail pharmacists are medical professionals who prepare and sell prescription drugs as directed by physicians. Pharmacists use their knowledge and training to counsel customers on the appropriate dosages as well as provide instructions concerning the safety of combining certain medications. The KanCare MCOs contract with retail pharmacies to provide these services to their members. The access standard for urban and semi-urban counties is that a retail pharmacy be available within 10 miles of the member's residence. For rural and frontier counties, a retail pharmacy should be available within 30 miles of the member's residence.
Behavioral Health	Behavioral healthcare refers to a continuum of services for individuals at risk of, or suffering from, mental, behavioral, or addictive disorders. The KanCare MCOs contract with behavioral health providers, including mental health and substance use disorder providers, to offer these services to their members. The access standard for urban and semi-urban counties is that behavioral health services be available within 30 miles of the member's residence. For densely-settled rural counties, behavioral health services should be available within 45 miles of the member's residence. For rural and frontier counties, behavioral health services should be available within 60 miles of the member's residence. The KanCare MCOs were instructed to exclude Community Mental Health Centers (CMHCs), Psychiatric Residential Treatment Facilities (PRTFs), and Regional Alcohol and Drug Assessment Centers (RADACs) when creating these maps, as all of these providers must be in network for all plans due to the nature of service they provide.