



GEO-ACCESS MAPS

FOR 4th Quarter, 2020

The following Geo-Access maps are generated by the KanCare Managed Care Organizations (MCOs) each quarter and illustrate the geographical coverage of providers throughout the state for specific provider types. The format for the maps has been updated to reflect changes with KanCare 2.0 and in accordance with the Medicaid and CHIP Managed Care Final Rule.

The Geographic Mapping Reports allow KDHE to evaluate the growth of the network, identify gaps in coverage, monitor MCO compliance with the KanCare Network Adequacy Standards, and provide constructive feedback to the MCOs.

The provider categories included in the maps are listed below:

- Adult Primary Care Providers (PCPs)
- Pediatric Primary Care Providers (PCPs)
- OB/GYN
- Adult Behavioral Health (non-waiver)
- Pediatric Behavioral Health (non-waiver)
- Adult Specialists
- Pediatric Specialists
- Hospital
- Pharmacy
- Dental and Vision
- Ancillary Services
- HCBS (fixed-site)

Each map identifies the specialty and—where applicable—population for the service identified. Only providers contracted for the specified service are shown, including providers in border states. Provider service locations are identified on each map as a small dot and colored circles are used to represent the radius in miles from each provider service location (for the identified urban-rural classification). The size of each circle corresponds to distance requirements identified in the network standards.

For each map, a count will display the number of unique providers and locations. In some instances, many providers practice in a single location. Providers may also have multiple practice locations.

The index below identifies the classification indicators used in the maps. For all maps, the following scale is used.



Adult Services

- Urban/Semi-Urban
- Densely Settled/Rural/Frontier
- Border State
- Provider Locations

Pediatric Services

- Urban/Semi-Urban
- Densely Settled/Rural/Frontier
- Border State
- Provider Locations

HCBS Services

- Urban/Semi-Urban
- Densely Settled/Rural/Frontier
- Border State
- Provider Locations

Hospital, Ancillary, Pharmacy, and Vision Services

- Urban/Semi-Urban
- Densely Settled/Rural/Frontier
- Border State
- Provider Locations



KanCare Managed Care Organization
 Mapped Provider Count Report
Aetna Better Health

Provider Specialty Type	# Unique Providers	# Unique Locations	URBAN & SEMI-URBAN		RURAL & FRONTIER	
			Percent of Members within Access Standard	Mean Distance from Member to Provider Type	Percent of Members within Access Standard	Mean Distance from Member to Provider Type
Primary Care Physicians			<i>20 MILES / 40 MINUTES</i>		<i>30 MILES / 45 MINUTES</i>	
Adult Primary Care Providers	2884	826	100.0%	1.5	100.0%	3.3
Pediatric Primary Care Providers	3532	857	100.0%	1.6	100.0%	3.6
OB/GYN			<i>15 MILES / 30 MINUTES</i>		<i>60 MILES / 90 MINUTES</i>	
OB/GYN	490	218	100.0%	3.2	100.0%	15.2
Behavioral Health			<i>30 MILES / 60 MINUTES</i>		<i>60 MILES / 90 MINUTES</i>	
Adult Behavioral Health	3136	864	100.0%	1.5	100.0%	6.4
Pediatric Behavioral Health	3353	867	100.0%	1.7	100.0%	6.4
Specialist						
ADULT SPECIALIST			<i>30 MILES / 60 MINUTES</i>		<i>90 MILES / 135 MINUTES</i>	
Allergy	39	47	97.0%	8.2	94.1%	49.0
Cardiology	498	253	100.0%	3.4	100.0%	19.8
Dermatology	55	108	100.0%	5.4	100.0%	27.1
Gastroenterology	136	125	100.0%	7.0	92.9%	47.8
General Surgery	451	292	100.0%	3.1	100.0%	8.2
Hematology/Oncology	244	167	100.0%	4.5	100.0%	23.5
Nephrology	127	126	100.0%	5.3	100.0%	25.6
Neurology	336	190	100.0%	4.2	100.0%	22.8
Ophthalmology	122	83	100.0%	5.7	100.0%	24.9
Orthopedics	300	217	100.0%	3.4	100.0%	13.4
Otolaryngology	128	70	100.0%	6.3	100.0%	33.8
Physical Medicine/Rehab	82	80	100.0%	7.1	83.1%	64.6
Plastic and Reconstructive Surgery	57	73	96.6%	8.8	92.3%	55.9
Podiatry	53	51	100.0%	7.1	100.0%	26.8
Psychiatrist	493	339	100.0%	2.6	100.0%	8.6
NOTE: The standard for this specialty differs from other specialties in this group.			<i>15 MILES / 30 MINUTES</i> ↑		<i>60 MILES / 90 MINUTES</i> ↑	
Pulmonary Disease	201	126	100.0%	5.9	100.0%	27.6
Urology	119	74	100.0%	6.7	99.8%	25.1



KanCare Managed Care Organization
 Mapped Provider Count Report
Aetna Better Health

Provider Specialty Type	# Unique Providers	# Unique Locations	URBAN & SEMI-URBAN		RURAL & FRONTIER	
			Percent of Members within Access Standard	Mean Distance from Member to Provider Type	Percent of Members within Access Standard	Mean Distance from Member to Provider Type
PEDIATRIC SPECIALIST			30 MILES / 60 MINUTES		90 MILES / 135 MINUTES	
Allergy	39	47	97.6%	8.1	89.7%	58.2
Cardiology	482	249	100.0%	3.7	100.0%	20.8
Dermatology	55	108	100.0%	5.4	100.0%	31.0
Gastroenterology	129	124	100.0%	7.0	88.3%	57.1
General Surgery	451	292	100.0%	3.3	100.0%	8.1
Hematology/Oncology	236	167	100.0%	4.8	100.0%	22.1
Neonatology	58	21	94.6%	15.5	66.1%	98.6
Nephrology	115	126	100.0%	5.4	100.0%	28.3
Neurology	331	190	100.0%	4.5	100.0%	25.3
Ophthalmology	119	83	100.0%	5.4	100.0%	27.1
Orthopedics	299	217	100.0%	3.6	100.0%	13.4
Otolaryngology	128	70	100.0%	6.5	100.0%	36.5
Physical Medicine/Rehab	80	80	100.0%	6.8	75.3%	79.5
Plastic and Reconstructive Surgery	56	66	97.3%	8.1	87.1%	65.8
Podiatry	53	51	100.0%	7.0	100.0%	27.0
Psychiatrist	475	329	100.0%	2.9	100.0%	8.6
NOTE: The standard for this specialty differs from other specialties in this group.			15 MILES / 30 MINUTES ↑		60 MILES / 90 MINUTES ↑	
Pulmonary Disease	199	125	100.0%	6.0	100.0%	30.4
Urology	115	72	100.0%	7.1	99.7%	24.3
Hospital			30 MILES / 60 MINUTES		60 MILES / 90 MINUTES	
Hospital	148	155	100.0%	4.5	100.0%	7.2
Pharmacy			10 MILES / 20 MINUTES		30 MILES / 45 MINUTES	
Pharmacy	689	681	99.9%	1.6	100.0%	4.0
Vision			30 MILES / 60 MINUTES		60 MILES / 90 MINUTES	
Optometry	404	301	100.0%	2.0	100.0%	8.5
Dental			20 MILES / 40 MINUTES		30 MILES / 45 MINUTES	



KanCare Managed Care Organization
 Mapped Provider Count Report
Aetna Better Health

Provider Specialty Type	# Unique Providers	# Unique Locations	URBAN & SEMI-URBAN		RURAL & FRONTIER	
			Percent of Members within Access Standard	Mean Distance from Member to Provider Type	Percent of Members within Access Standard	Mean Distance from Member to Provider Type
Adult Dental Primary Care	350	229	100.0%	2.6	97.8%	9.8
Pediatric Dental Primary Care	70	51	95.7%	7.5	35.8%	84.1
Ancillary Services			30 MILES / 60 MINUTES		60 MILES / 90 MINUTES	
Physical Therapy	582	222	100.0%	3.2	100.0%	14.5
Occupational Therapy	175	115	100.0%	4.4	73.0%	48.8
Speech Therapy	154	94	97.4%	7.4	72.8%	55.4
X-Ray	164	174	100.0%	4.1	100.0%	7.1
Lab	192	203	100.0%	4.3	100.0%	6.7
NOTE: The standard for this specialty differs from other specialties in this group.					30 MILES / 60 MINUTES ↑	

Provider Specialty Type	# Unique Providers	# Unique Locations	URBAN & SEMI-URBAN 30 MILES / 60 MINUTES		RURAL & FRONTIER 60 MILES / 100 MINUTES		RURA
			Percent of Members within Access Standard	Mean Distance from Member to Specialist	Percent of Members within Access Standard	Mean Distance from Member to Specialist	
Adult Day Care PT 55/PS 410/PC S5101 & S5102							
FE Waiver Providers	117	124	100.0%	4.8	100.0%	14.2	
Day Supports PT 55/PS 520/PC T2021							
IDD Waiver Providers	113	128	100.0%	3.7	100.0%	16.6	



KanCare Managed Care Organization
 Mapped Provider Count Report
Sunflower State Health Plan

Provider Specialty Type	# Unique Providers	# Unique Locations	URBAN & SEMI-URBAN		RURAL & FRONTIER	
			Percent of Members within Access Standard	Mean Distance from Member to Provider Type	Percent of Members within Access Standard	Mean Distance from Member to Provider Type
Primary Care Physicians			<i>20 MILES / 40 MINUTES</i>		<i>30 MILES / 45 MINUTES</i>	
Adult Primary Care Providers	2,999	1,147	100.0%	1.4	100.0%	3.0
Pediatric Primary Care Providers	3,821	1,203	100.0%	1.5	100.0%	3.3
OB/GYN			<i>15 MILES / 30 MINUTES</i>		<i>60 MILES / 90 MINUTES</i>	
OB/GYN	454	240	99.9%	2.8	100.0%	13.9
Behavioral Health			<i>30 MILES / 60 MINUTES</i>		<i>60 MILES / 90 MINUTES</i>	
Adult Behavioral Health	3,263	1,336	100.0%	1.2	100.0%	5.2
Pediatric Behavioral Health	3,497	1,349	100.0%	1.3	100.0%	5.6
Specialist			<i>30 MILES / 60 MINUTES</i>		<i>90 MILES / 135 MINUTES</i>	
ADULT SPECIALIST			<i>30 MILES / 60 MINUTES</i>		<i>90 MILES / 135 MINUTES</i>	
Allergy	38	45	99.0%	7.2	95.8%	50.8
Cardiology	487	251	100.0%	3.6	100.0%	21.8
Dermatology	106	99	98.3%	7.2	99.9%	31.0
Gastroenterology	132	97	100.0%	6.6	94.8%	45.0
General Surgery	421	281	100.0%	3.5	100.0%	9.6
Hematology/Oncology	228	122	100.0%	4.9	100.0%	21.2
Nephrology	115	103	100.0%	6.6	100.0%	20.0
Neurology	332	172	100.0%	4.6	100.0%	27.8
Ophthalmology	143	174	100.0%	2.9	100.0%	15.5
Orthopedics	292	186	100.0%	3.5	100.0%	13.4
Otolaryngology	124	74	100.0%	6.0	100.0%	33.9
Physical Medicine/Rehab	69	73	100.0%	6.7	99.2%	35.2
Plastic and Reconstructive Surgery	58	50	89.9%	12.3	76.1%	83.7
Podiatry	46	56	100.0%	7.1	100.0%	25.7
Psychiatrist*	526	360	99.9%	2.2	100.0%	10.2



KanCare Managed Care Organization
 Mapped Provider Count Report
Sunflower State Health Plan

Provider Specialty Type	# Unique Providers	# Unique Locations	URBAN & SEMI-URBAN		RURAL & FRONTIER	
			Percent of Members within Access Standard	Mean Distance from Member to Provider Type	Percent of Members within Access Standard	Mean Distance from Member to Provider Type
*NOTE: The standard for this specialty differs from other specialties in this group.			15 MILES / 30 MINUTES		60 MILES / 90 MINUTES	
Pulmonary Disease	206	123	100.0%	5.5	96.5%	36.0
Urology	105	72	100.0%	5.9	99.8%	27.3
PEDIATRIC SPECIALIST			30 MILES / 60 MINUTES		90 MILES / 135 MINUTES	
Allergy	38	46	99.3%	6.9	92.4%	57.0
Cardiology	489	251	100.0%	3.8	100.0%	24.8
Dermatology	107	99	98.7%	6.9	99.9%	30.8
Gastroenterology	133	98	100.0%	6.4	91.2%	51.5
General Surgery	422	280	100.0%	3.7	100.0%	9.9
Hematology/Oncology	228	124	100.0%	5.1	100.0%	22.0
Neonatology	95	36	94.3%	10.0	95.4%	58.0
Nephrology	115	103	100.0%	6.3	100.0%	19.9
Neurology	333	174	100.0%	4.8	100.0%	28.2
Ophthalmology	143	174	100.0%	3.0	100.0%	18.7
Orthopedics	292	186	100.0%	3.7	100.0%	14.1
Otolaryngology	124	74	100.0%	6.0	100.0%	35.7
Physical Medicine/Rehab	69	73	100.0%	6.6	99.1%	35.3
Plastic and Reconstructive Surgery	58	50	90.3%	12.0	69.4%	94.1
Podiatry	48	56	100.0%	7.3	100.0%	25.9
Psychiatrist*	528	360	99.9%	2.4	100.0%	10.4
*NOTE: The standard for this specialty differs from other specialties in this group.			15 MILES / 30 MINUTES		60 MILES / 90 MINUTES	
Pulmonary Disease	206	123	100.0%	5.5	93.1%	42.6
Urology	105	72	100.0%	6.0	99.7%	26.7
Hospital			30 MILES / 60 MINUTES		60 MILES / 90 MINUTES	
Hospital	200	149	100.0%	4.3	100.0%	7.0



KanCare Managed Care Organization
 Mapped Provider Count Report
Sunflower State Health Plan

Provider Specialty Type	# Unique Providers	# Unique Locations	URBAN & SEMI-URBAN		RURAL & FRONTIER	
			Percent of Members within Access Standard	Mean Distance from Member to Provider Type	Percent of Members within Access Standard	Mean Distance from Member to Provider Type
Pharmacy			<i>10 MILES / 20 MINUTES</i>		<i>30 MILES / 45 MINUTES</i>	
Pharmacy	652	638	99.8%	1.5	100.0%	3.8
Vision			<i>30 MILES / 60 MINUTES</i>		<i>60 MILES / 90 MINUTES</i>	
Optometry	448	398	100.0%	1.8	100.0%	6.4
Dental			<i>20 MILES / 40 MINUTES</i>		<i>30 MILES / 45 MINUTES</i>	
Adult Dental Primary Care	303	266	100.0%	2.7	99.9%	7.4
Pediatric Dental Primary Care	311	222	100.0%	2.5	95.2%	13.8
Ancillary Services			<i>30 MILES / 60 MINUTES</i>		<i>60 MILES / 90 MINUTES</i>	
Physical Therapy	736	421	100.0%	2.4	100.0%	5.0
Occupational Therapy	295	297	100.0%	2.8	100.0%	6.9
Speech Therapy	183	178	100.0%	3.7	99.9%	21.2
X-Ray	184	192	100.0%	4.0	100.0%	7.8
Lab*	196	198	100.0%	4.5	100.0%	8.8
*NOTE: The standard for this specialty differs from other specialties in this group.					<i>30 MILES / 60 MINUTES</i>	

Provider Specialty Type	# Unique Providers	# Unique Locations	URBAN & SEMI-URBAN		RURAL & FRONTIER	
			Percent of Members within Access Standard	Mean Distance from Member to Specialist	Percent of Members within Access Standard	Mean Distance from Member to Specialist
Adult Day Care PT 55/PS 410/PC S5101 & S5102						
FE Waiver Providers	106	110	100.0%	4.1	98.5%	16.8
Day Supports PT 55/PS 520/PC T2021						
IDD Waiver Providers	150	187	100.0%	2.6	97.1%	13.0



KanCare Managed Care Organization
 Mapped Provider Count Report
United HealthCare

Provider Specialty Type	# Unique Providers	# Unique Locations	URBAN & SEMI-URBAN		RURAL & FRONTIER	
			Percent of Members within Access Standard	Mean Distance from Member to Provider Type	Percent of Members within Access Standard	Mean Distance from Member to Provider Type
Primary Care Physicians			<i>20 MILES / 40 MINUTES</i>		<i>30 MILES / 45 MINUTES</i>	
Adult Primary Care Providers	3911	1172	99.9%	0.9	100.0%	2.2
Pediatric Primary Care Providers	4186	1183	99.9%	1.0	100.0%	2.4
OB/GYN			<i>15 MILES / 30 MINUTES</i>		<i>60 MILES / 90 MINUTES</i>	
OB/GYN	306	198	98.1%	2.5	96.2%	13.9
Behavioral Health			<i>30 MILES / 60 MINUTES</i>		<i>60 MILES / 90 MINUTES</i>	
Adult Behavioral Health	3583	1295	100.0%	0.9	100.0%	4.2
Pediatric Behavioral Health	3994	1336	100.0%	1.0	100.0%	4.2
Specialist						
ADULT SPECIALIST			<i>30 MILES / 60 MINUTES</i>		<i>90 MILES / 135 MINUTES</i>	
Allergy	41	43	97.2%	6.0	88.4%	41.4
Cardiology	394	191	99.9%	3.1	100.0%	13.8
Dermatology	63	63	87.1%	11.9	99.6%	11.9
Gastroenterology	114	76	94.6%	7.0	100.0%	30.6
General Surgery	340	233	100.0%	2.5	100.0%	8.3
Hematology/Oncology	217	97	99.9%	3.9	100.0%	15.8
Nephrology	76	49	97.1%	6.3	97.3%	27.6
Neurology	232	146	100.0%	3.3	100.0%	17.4
Ophthalmology	84	129	99.9%	2.7	100.0%	15.8
Orthopedics	243	161	100.0%	2.8	99.7%	10.9
Otolaryngology	95	90	99.9%	3.6	99.9%	19.1
Physical Medicine/Rehab	82	78	96.5%	5.5	94.3%	33.6
Plastic and Reconstructive Surgery	49	50	93.0%	8.1	84.7%	50.9
Podiatry	68	120	98.8%	3.5	100.0%	12.3
Psychiatrist	493	388	99.5%	1.8	100.0%	6.0
NOTE: The standard for this specialty differs from other specialties in this group.			<i>15 MILES / 30 MINUTES</i> ↑		<i>60 MILES / 90 MINUTES</i> ↑	
Pulmonary Disease	128	92	98.7%	4.4	99.9%	27.5
Urology	112	93	99.9%	3.8	99.6%	14.9



KanCare Managed Care Organization
 Mapped Provider Count Report
United HealthCare

Provider Specialty Type	# Unique Providers	# Unique Locations	URBAN & SEMI-URBAN		RURAL & FRONTIER	
			Percent of Members within Access Standard	Mean Distance from Member to Provider Type	Percent of Members within Access Standard	Mean Distance from Member to Provider Type
PEDIATRIC SPECIALIST			<i>30 MILES / 60 MINUTES</i>		<i>90 MILES / 135 MINUTES</i>	
Allergy	41	43	97.9%	5.8	82.5%	48.9
Cardiology	392	190	99.9%	3.0	100.0%	13.2
Dermatology	64	63	87.5%	11.7	99.6%	11.7
Gastroenterology	114	76	95.9%	6.5	100.0%	31.1
General Surgery	340	233	100.0%	2.6	100.0%	8.1
Hematology/Oncology	217	97	99.9%	3.9	100.0%	15.2
Neonatology	55	25	89.6%	10.8	58.8%	96.2
Nephrology	74	49	97.8%	5.9	97.6%	26.7
Neurology	232	146	100.0%	3.4	100.0%	18.8
Ophthalmology	145	156	99.9%	2.6	100.0%	18.1
Orthopedics	243	161	100.0%	2.9	99.8%	10.8
Otolaryngology	95	90	99.9%	3.7	99.8%	22.5
Physical Medicine/Rehab	82	78	97.1%	5.1	94.6%	34.2
Plastic and Reconstructive Surgery	49	50	94.8%	7.4	78.9%	57.8
Podiatry	68	120	99.1%	3.5	100.0%	11.6
Psychiatrist	493	388	99.6%	1.9	100.0%	6.2
NOTE: The standard for this specialty differs from other specialties in this group.			<i>15 MILES / 30 MINUTES</i> ↑		<i>60 MILES / 90 MINUTES</i> ↑	
Pulmonary Disease	128	92	98.9%	4.3	99.9%	30.4
Urology	112	93	99.9%	3.9	99.8%	14.2
Hospital			<i>30 MILES / 60 MINUTES</i>		<i>60 MILES / 90 MINUTES</i>	
Hospital	112	142	99.9%	4.2	100.0%	11.5
Pharmacy			<i>10 MILES / 20 MINUTES</i>		<i>30 MILES / 45 MINUTES</i>	
Pharmacy	667	642	99.1%	1.2	100.0%	3.1
Vision			<i>30 MILES / 60 MINUTES</i>		<i>60 MILES / 90 MINUTES</i>	
Optometry	504	532	100.0%	1.2	100.0%	4.7
Dental			<i>20 MILES / 40 MINUTES</i>		<i>30 MILES / 45 MINUTES</i>	
Adult Dental Primary Care	312	235	95.1%	4.0	97.9%	4.0
Pediatric Dental Primary Care	342	272	96.0%	3.5	99.0%	3.5



KanCare Managed Care Organization
 Mapped Provider Count Report
United HealthCare

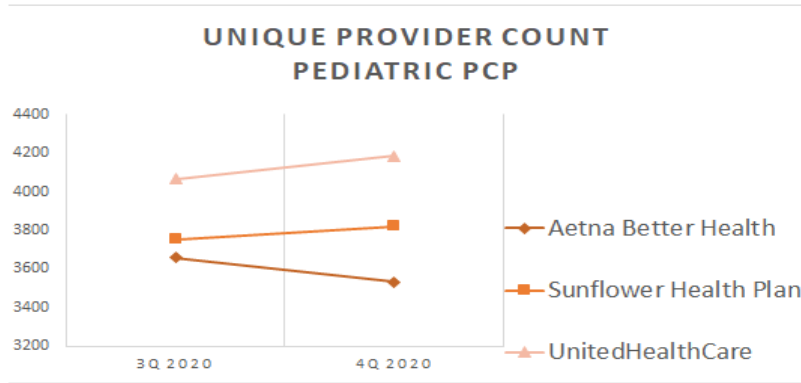
Provider Specialty Type	# Unique Providers	# Unique Locations	URBAN & SEMI-URBAN		RURAL & FRONTIER	
			Percent of Members within Access Standard	Mean Distance from Member to Provider Type	Percent of Members within Access Standard	Mean Distance from Member to Provider Type
Ancillary Services			<i>30 MILES / 60 MINUTES</i>		<i>60 MILES / 90 MINUTES</i>	
Physical Therapy	651	266	99.9%	2.1	98.9%	13.6
Occupational Therapy	183	131	99.4%	3.2	91.1%	28.9
Speech Therapy	162	74	96.0%	5.1	71.0%	50.9
X-Ray	69	60	71.9%	19.4	92.4%	19.4
Lab	51	44	74.5%	21.0	74.5%	21.0
NOTE: The standard for this specialty differs from other specialties in this group.					<i>30 MILES / 60 MINUTES</i> ↑	

Provider Specialty Type	# Unique Providers	# Unique Locations	URBAN & SEMI-URBAN <i>30 MILES / 60 MINUTES</i>		RURAL & FRONTIER <i>60 MILES / 100 MINUTES</i>	
			Percent of Members within Access Standard	Mean Distance from Member to Specialist	Percent of Members within Access Standard	Mean Distance from Member to Specialist
Adult Day Care PT 55/PS 410/PC S5101 & S5102						
FE Waiver Providers	129	140	100.0%	2.6	100.0%	10.4
Day Supports PT 55/PS 520/PC T2021						
IDD Waiver Providers	158	257	99.9%	1.8	99.5%	6.8

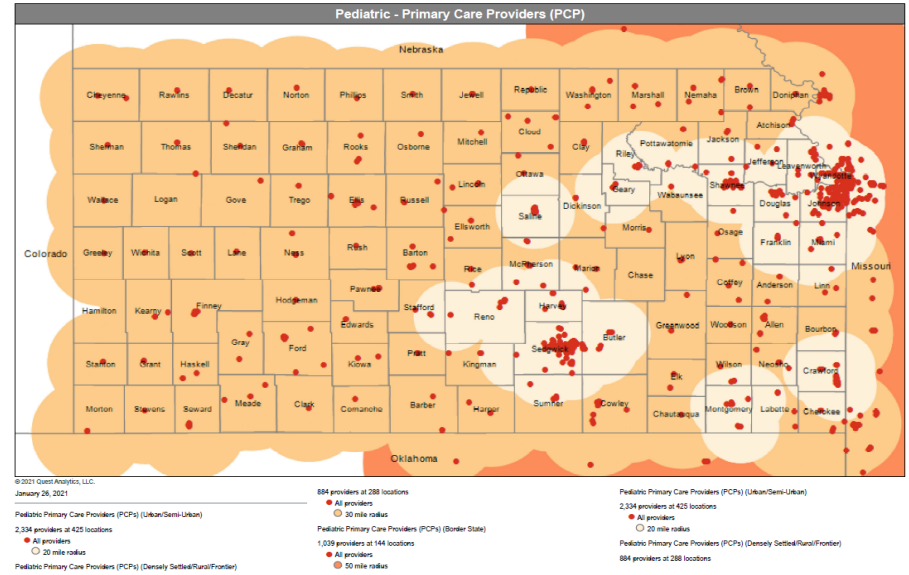
Primary Care Providers (PCP)

QUARTERLY COUNT TREND

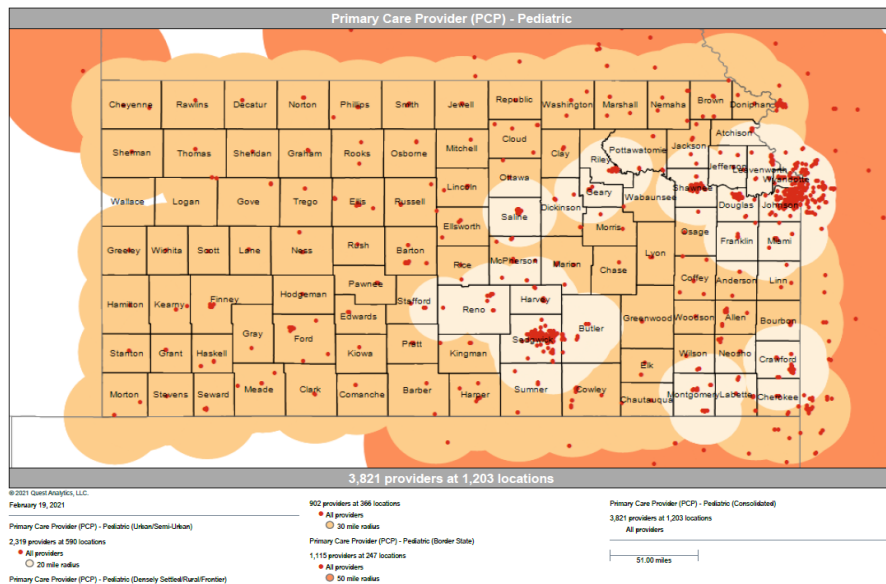
	3Q 2020	4Q 2020
Aetna Better Health	3658	3532
Sunflower Health Plan	3752	3821
UnitedHealthCare	4067	4186



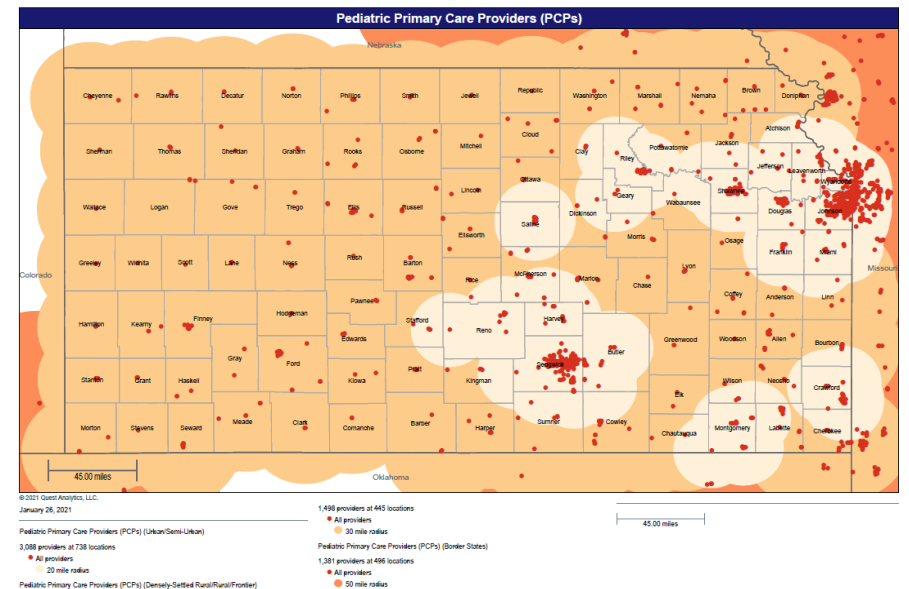
Aetna Better Health



Sunflower Health Plan



UnitedHealthcare

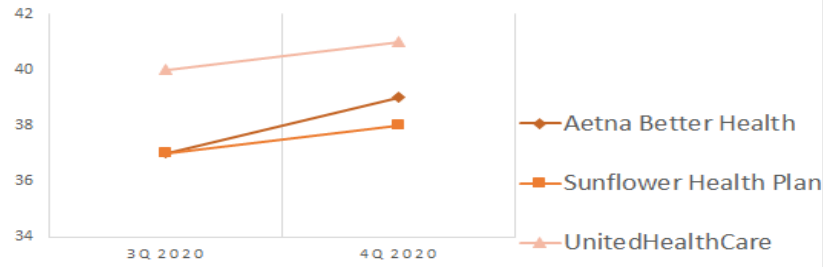


Allergy

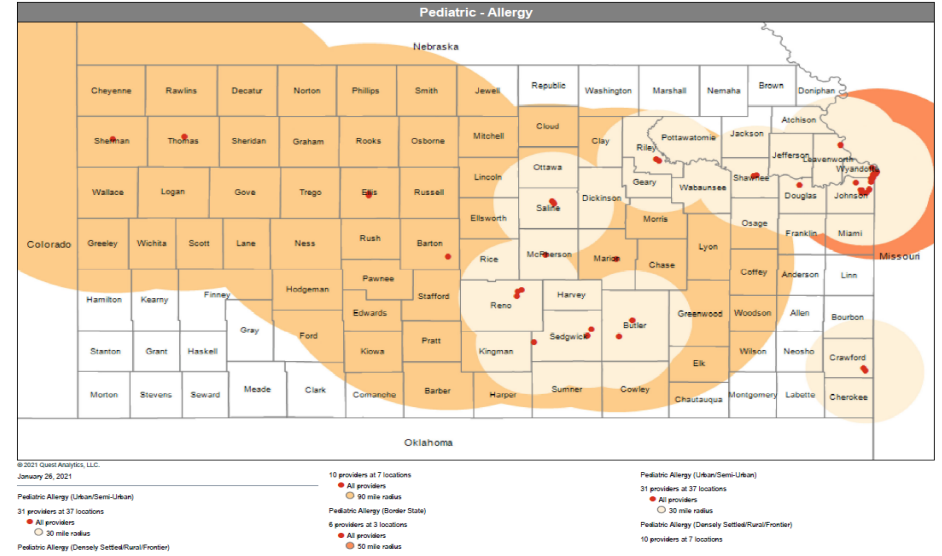
QUARTERLY COUNT TREND

	3Q 2020	4Q 2020
Aetna Better Health	37	39
Sunflower Health Plan	37	38
UnitedHealthCare	40	41

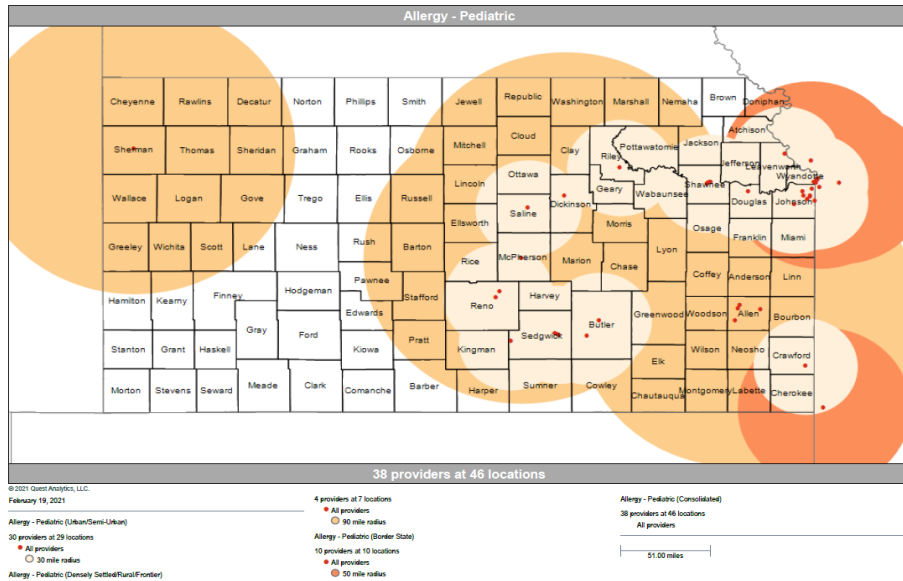
UNIQUE PROVIDER COUNT PEDIATRIC ALLERGY



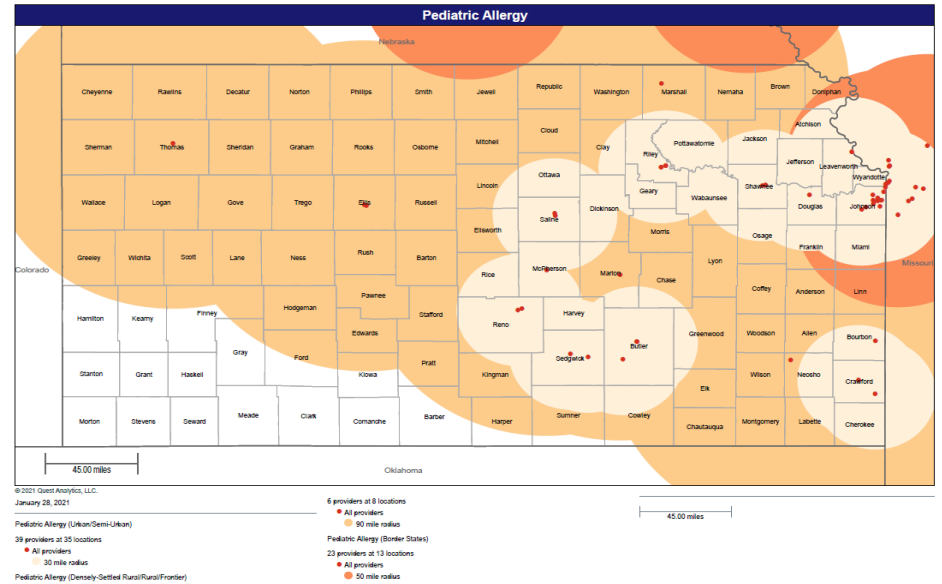
Aetna Better Health



Sunflower Health Plan



UnitedHealthcare

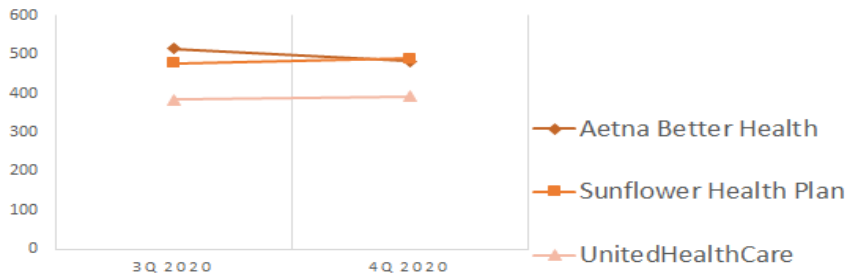


Cardiology

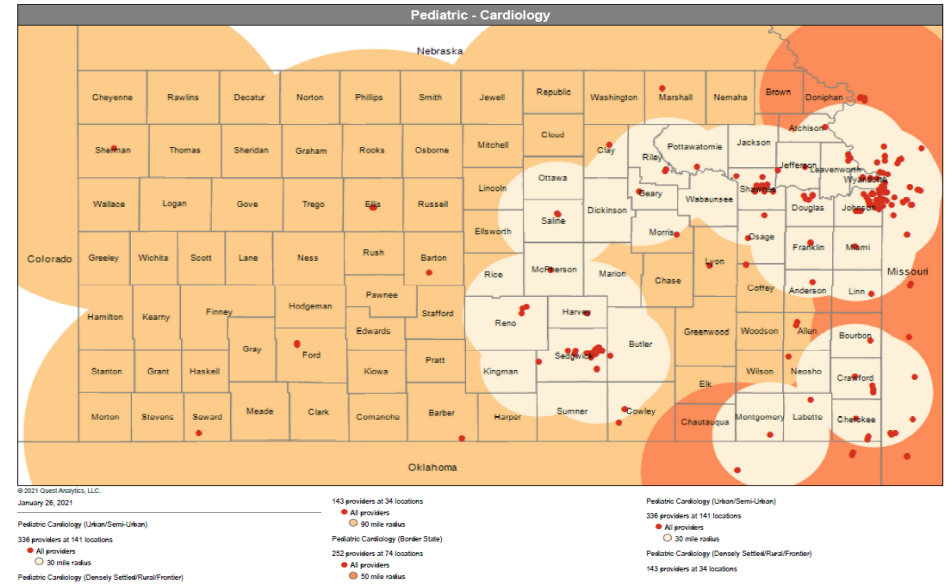
QUARTERLY COUNT TREND

	3Q 2020	4Q 2020
Aetna Better Health	514	482
Sunflower Health Plan	478	489
UnitedHealthCare	383	392

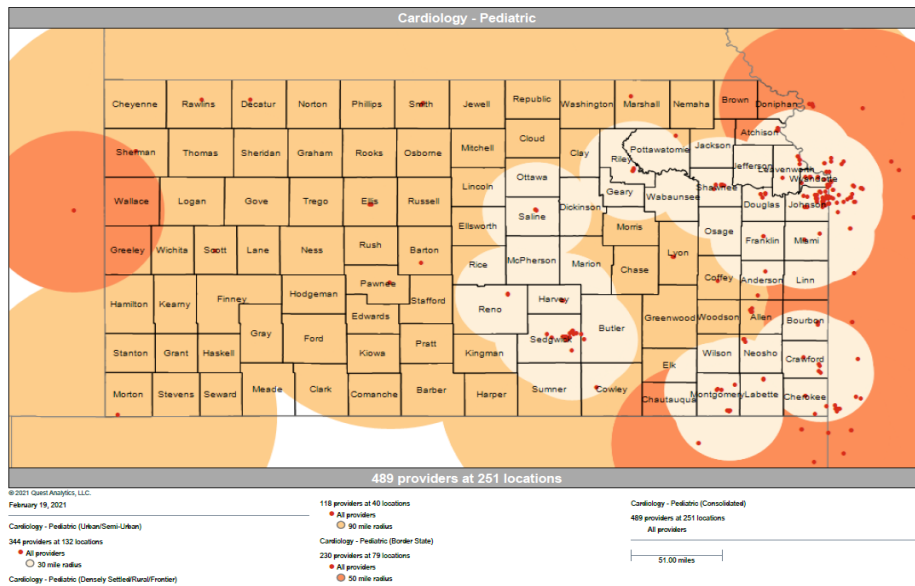
UNIQUE PROVIDER COUNT PEDIATRIC CARDIOLOGY



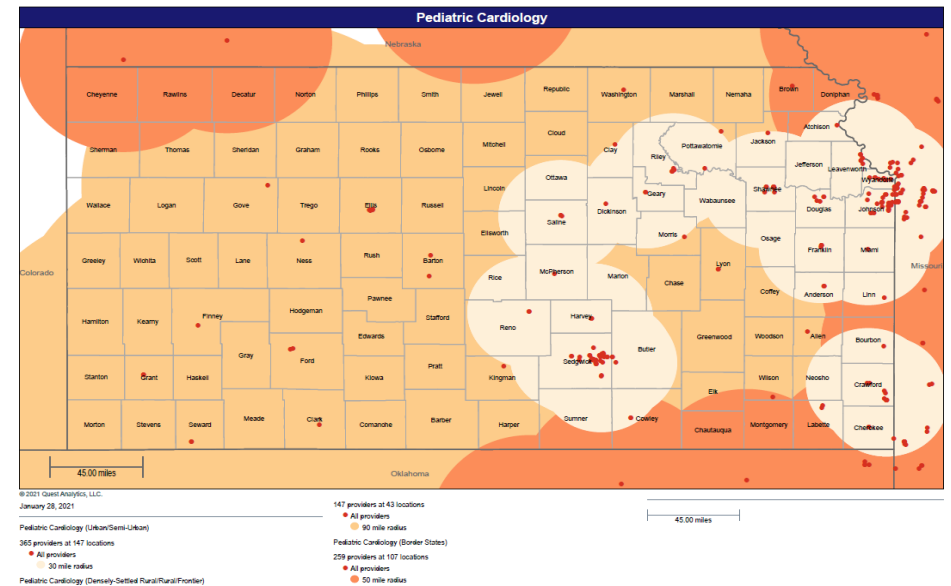
Aetna Better Health



Sunflower Health Plan



UnitedHealthcare

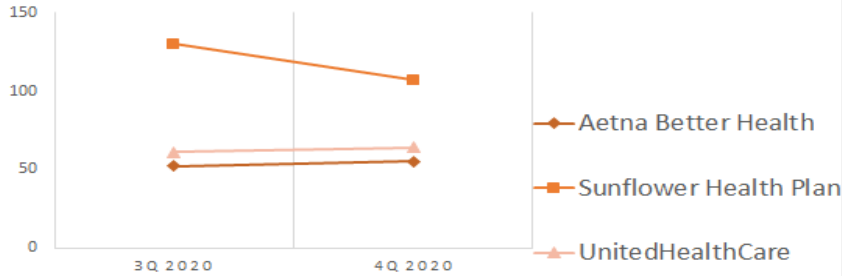


Dermatology

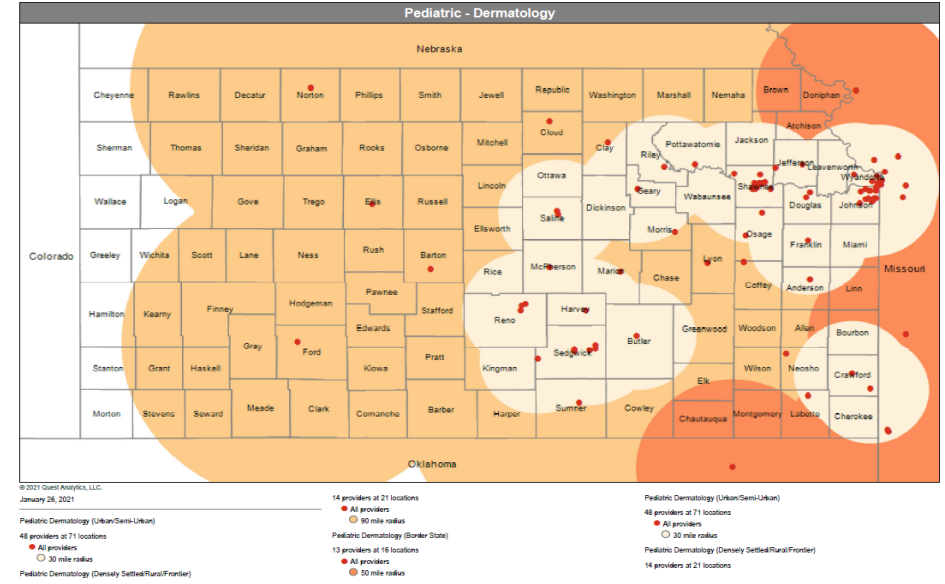
QUARTERLY COUNT TREND

	3Q 2020	4Q 2020
Aetna Better Health	52	55
Sunflower Health Plan	130	107
UnitedHealthCare	61	64

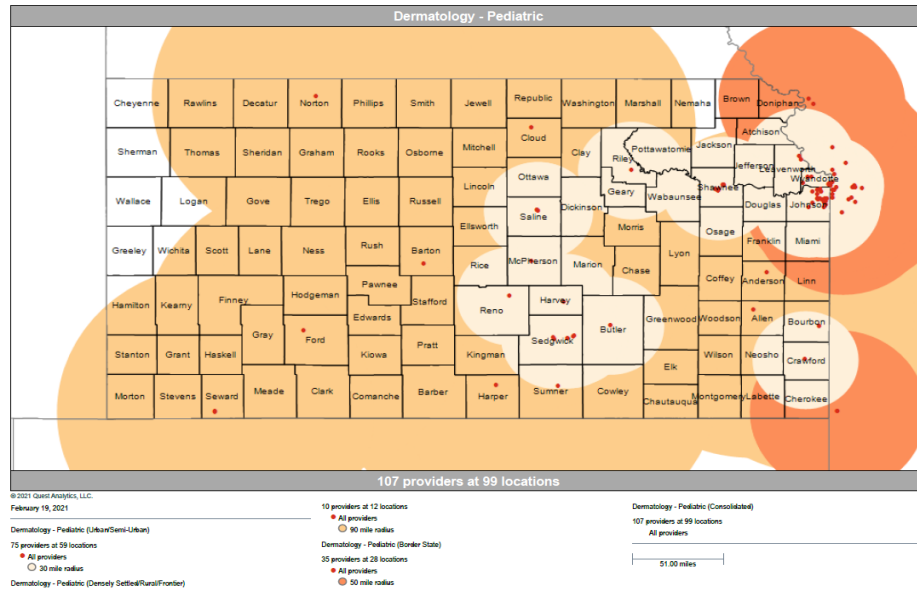
UNIQUE PROVIDER COUNT PEDIATRIC DERMATOLOGY



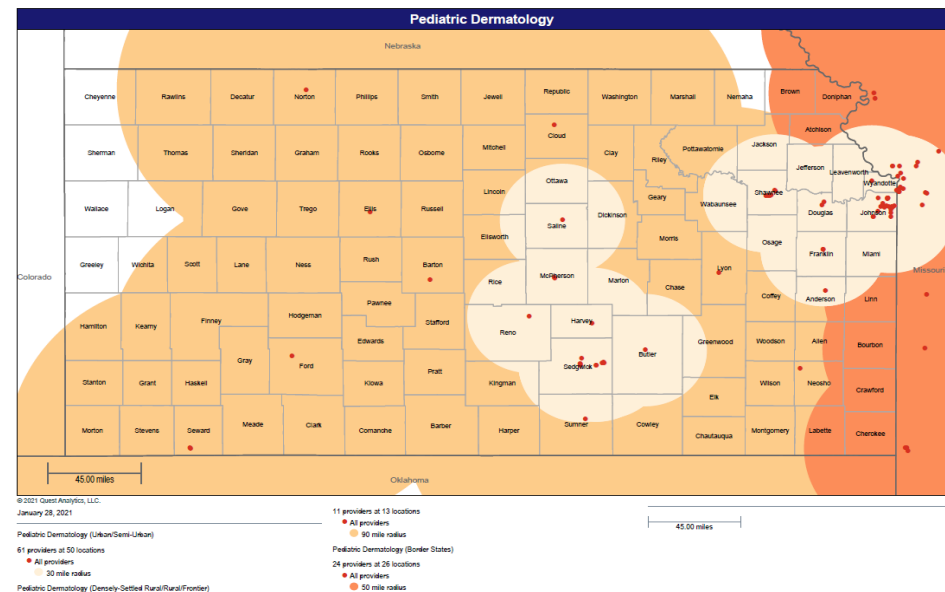
Aetna Better Health



Sunflower Health Plan



UnitedHealthcare

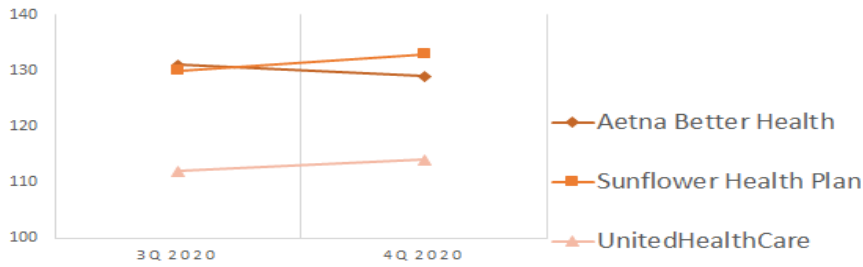


Gastroenterology

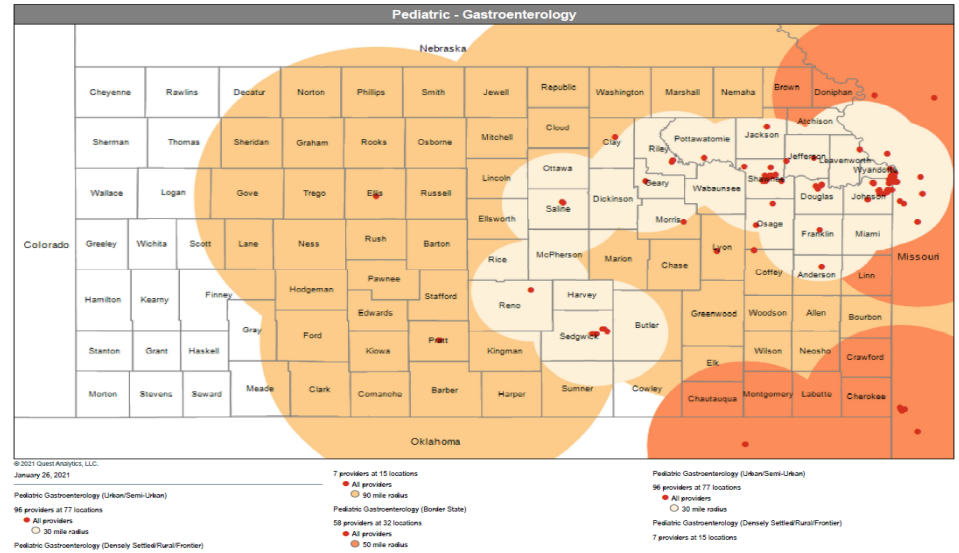
QUARTERLY COUNT TREND

	3Q 2020	4Q 2020
Aetna Better Health	131	129
Sunflower Health Plan	130	133
UnitedHealthCare	112	114

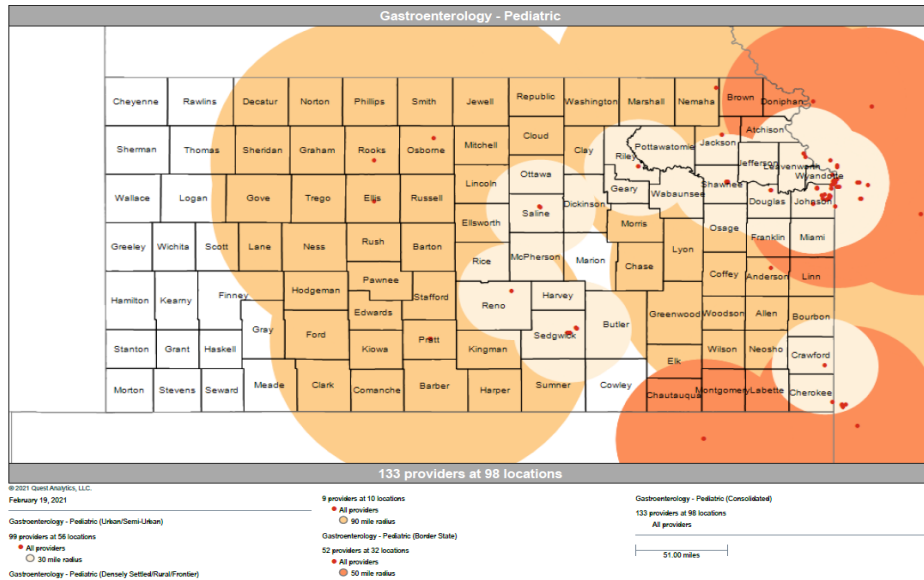
UNIQUE PROVIDER COUNT PEDIATRIC GASTROENTEROLOGY



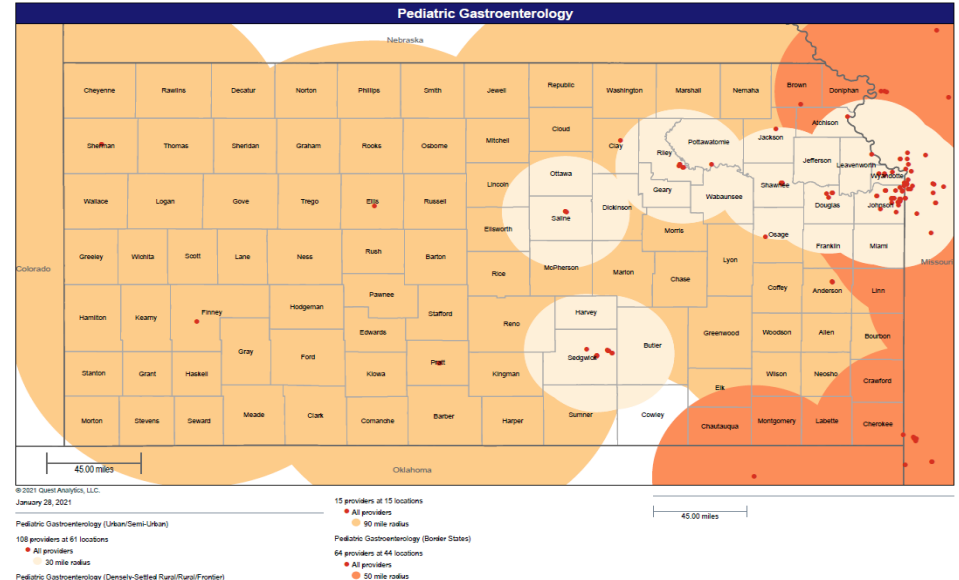
Aetna Better Health



Sunflower Health Plan



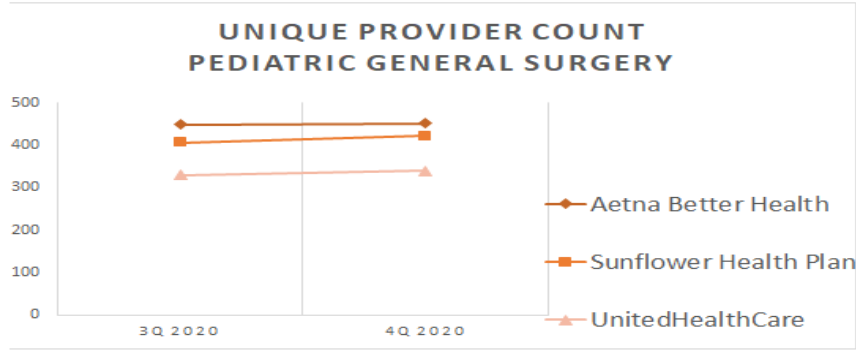
UnitedHealthcare



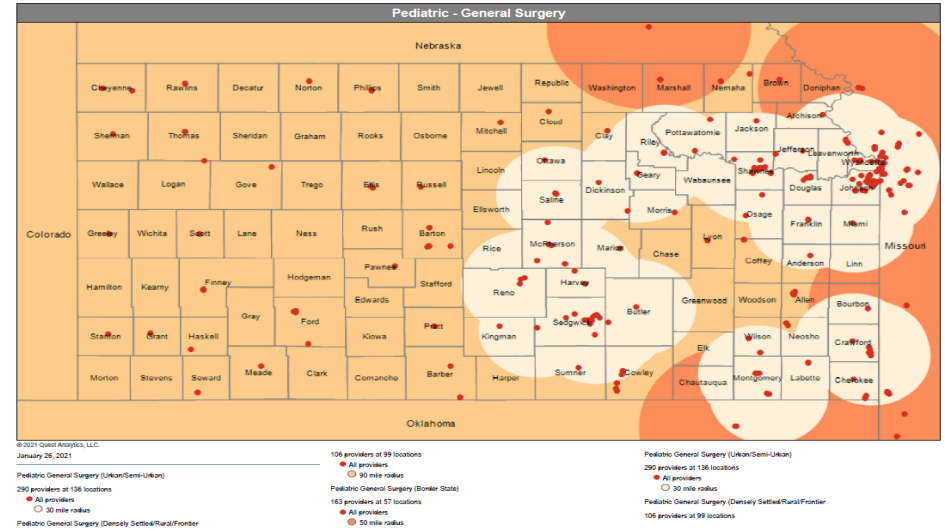
General Surgery

QUARTERLY COUNT TREND

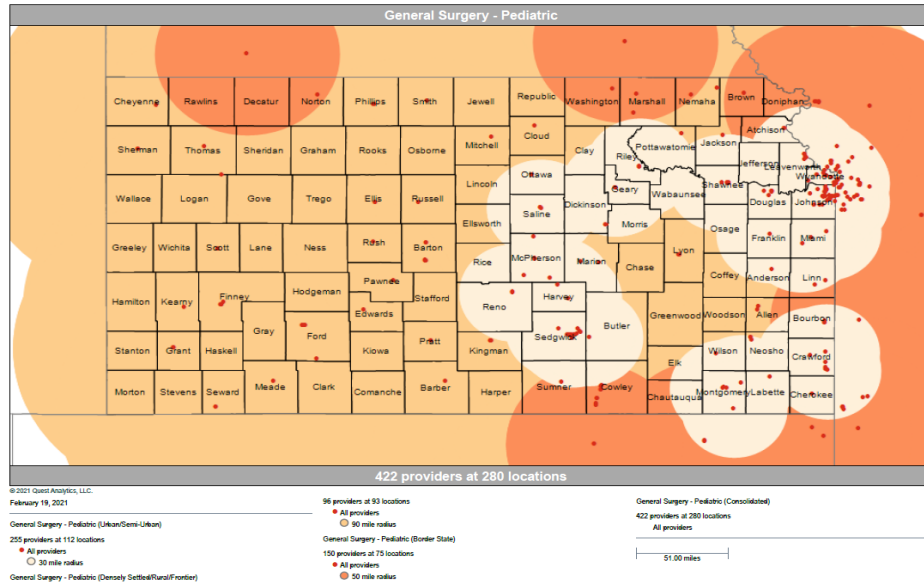
	3Q 2020	4Q 2020
Aetna Better Health	449	451
Sunflower Health Plan	406	422
UnitedHealthCare	330	340



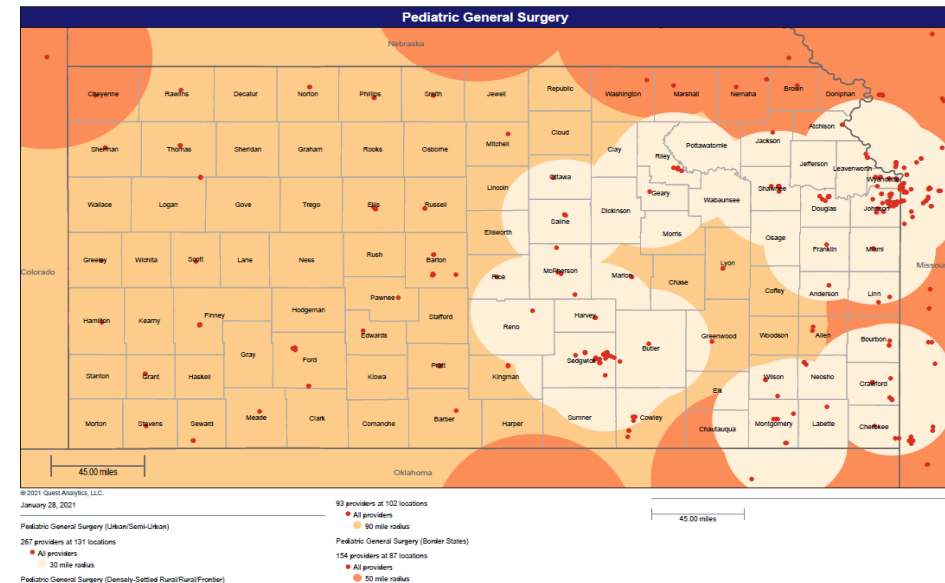
Aetna Better Health



Sunflower Health Plan

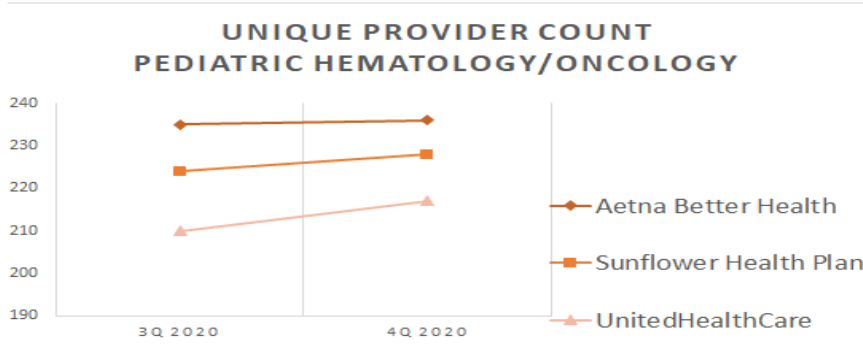


UnitedHealthcare

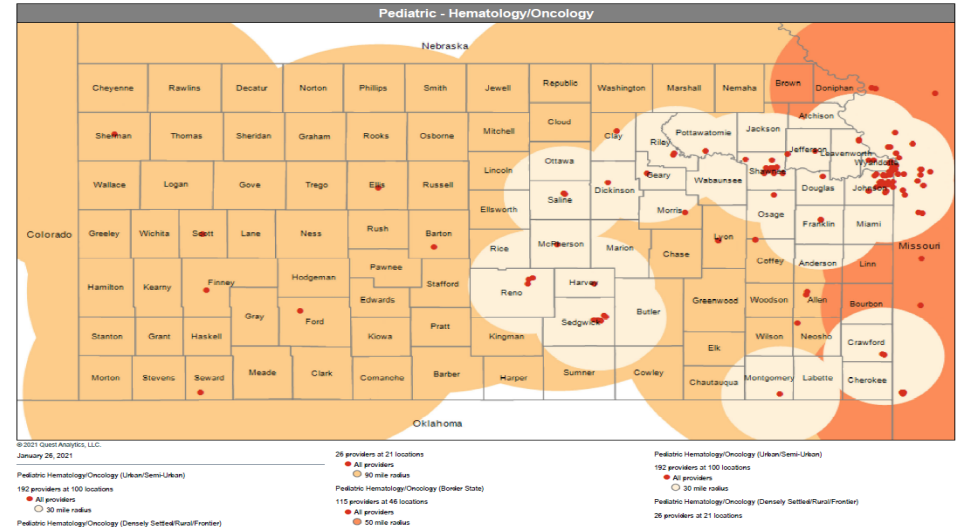


Hematology/Oncology QUARTERLY COUNT TREND

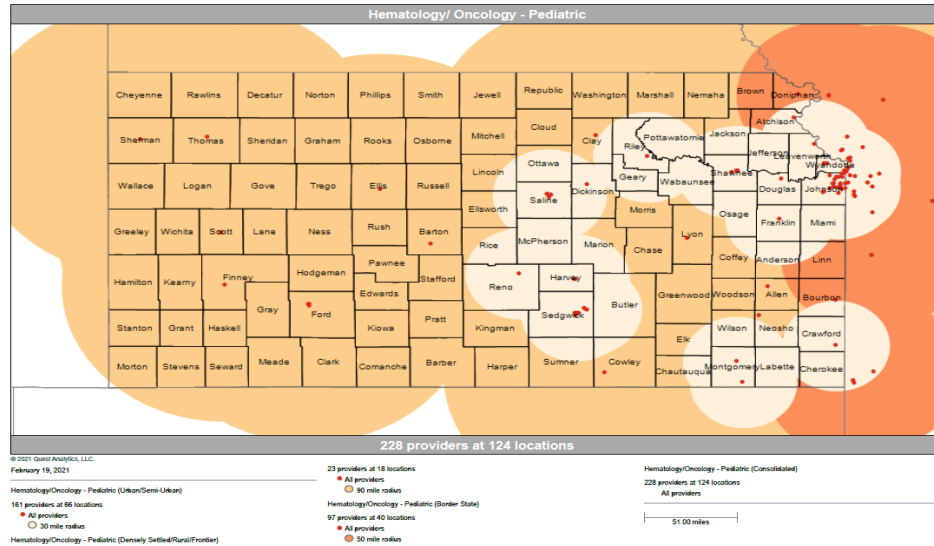
	3Q 2020	4Q 2020
Aetna Better Health	235	236
Sunflower Health Plan	224	228
UnitedHealthCare	210	217



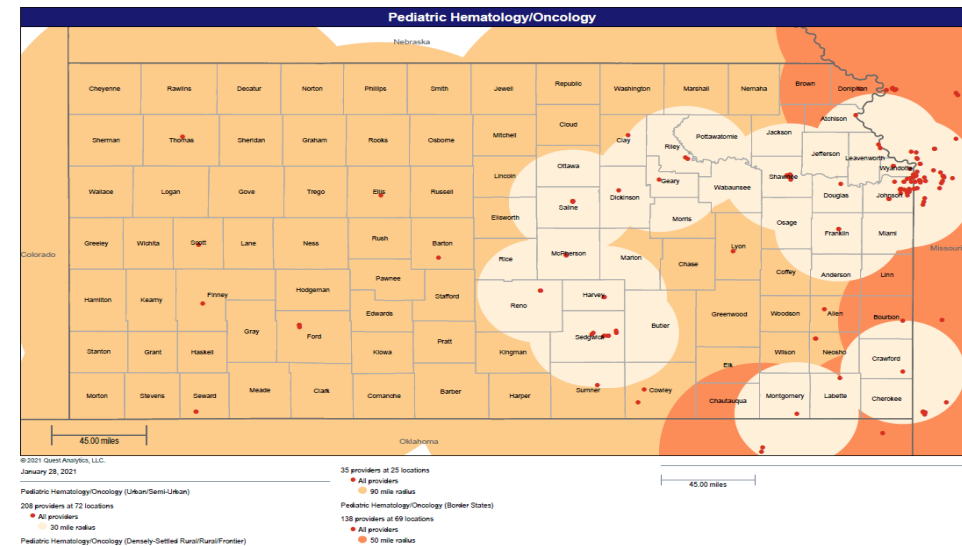
Aetna Better Health



Sunflower Health Plan



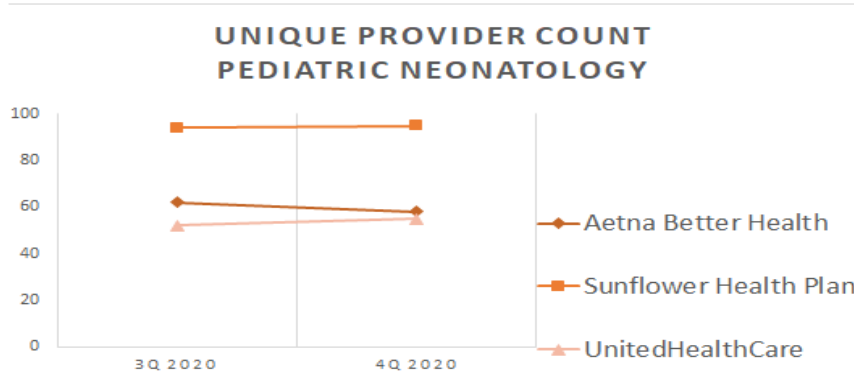
UnitedHealthCare



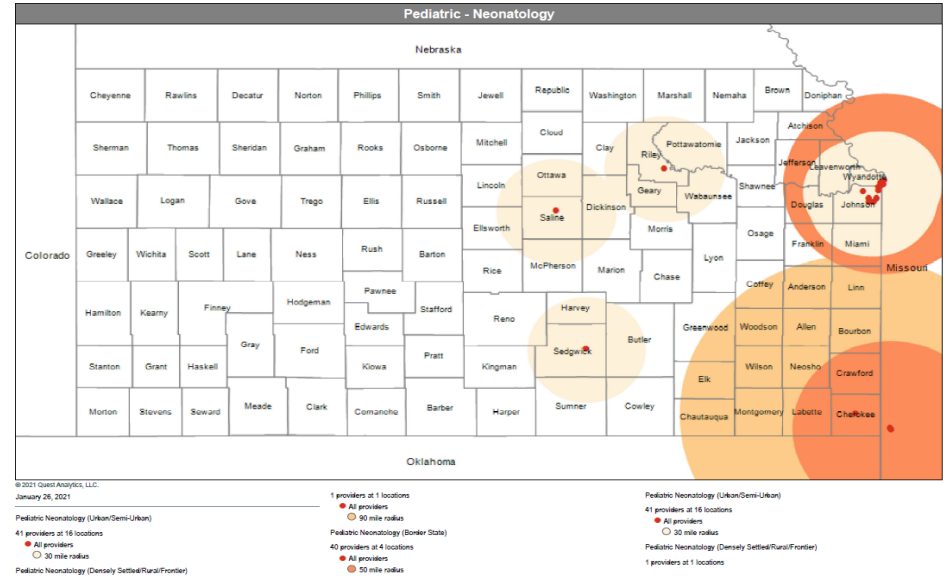
Neonatology

QUARTERLY COUNT TREND

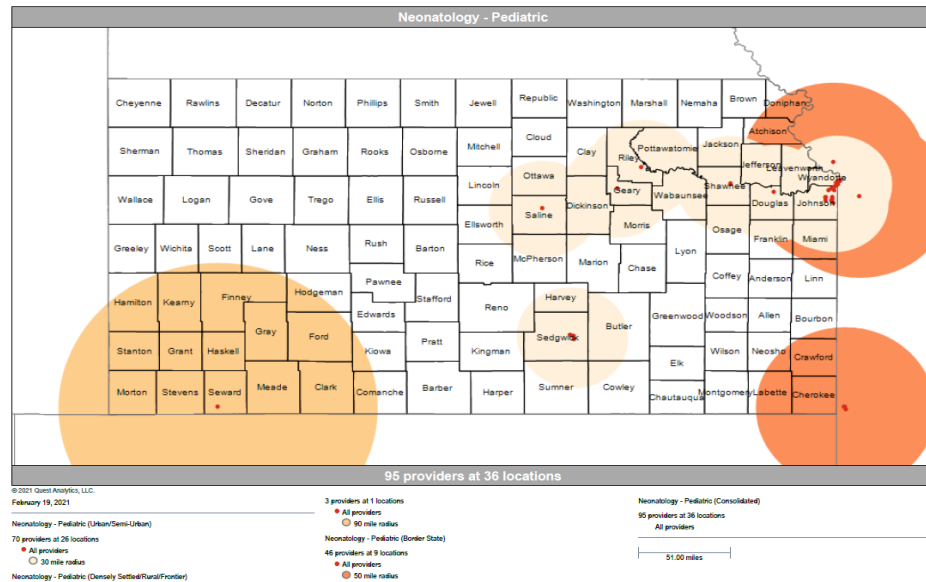
	3Q 2020	4Q 2020
Aetna Better Health	62	58
Sunflower Health Plan	94	95
UnitedHealthCare	52	55



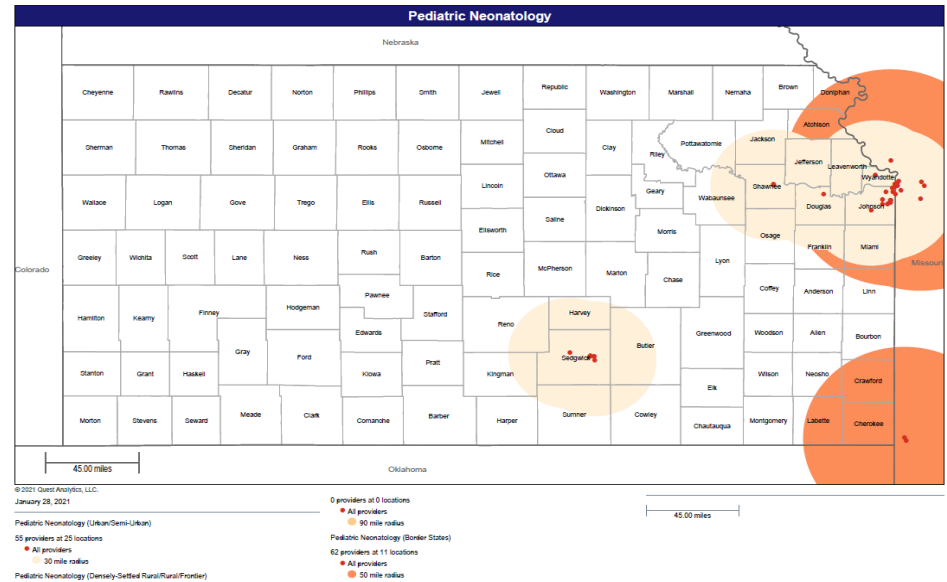
Aetna Better Health



Sunflower Health Plan



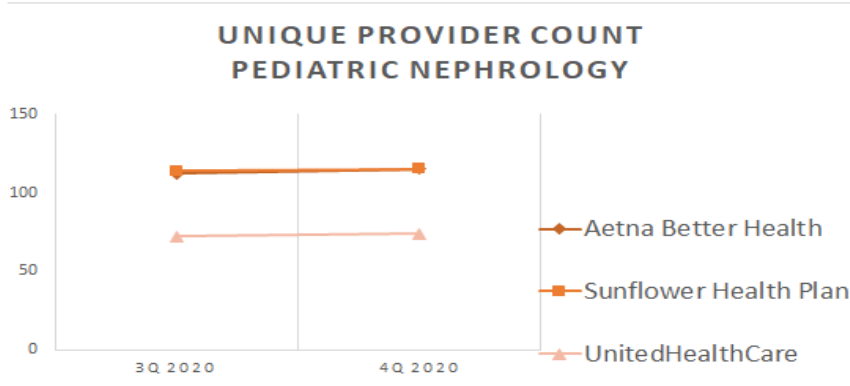
UnitedHealthcare



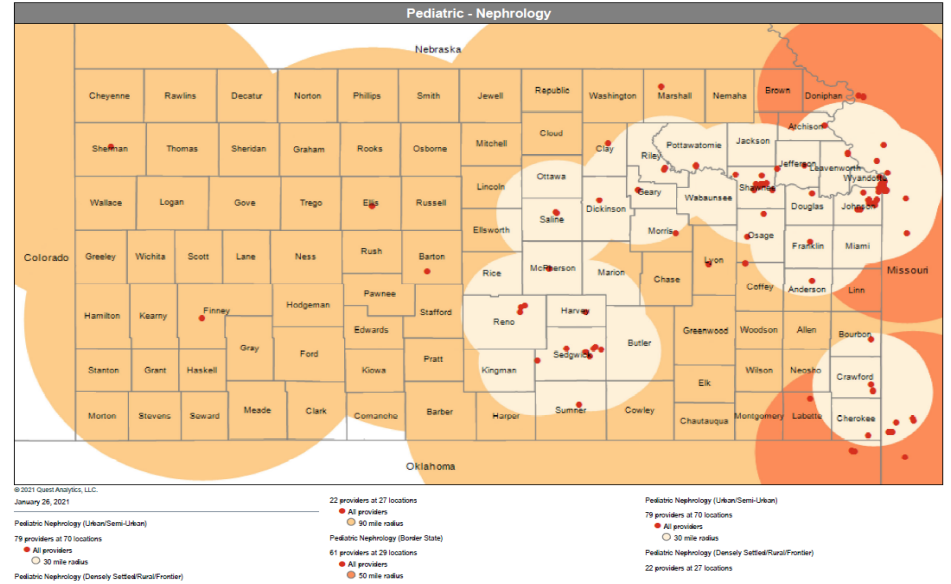
Nephrology

QUARTERLY COUNT TREND

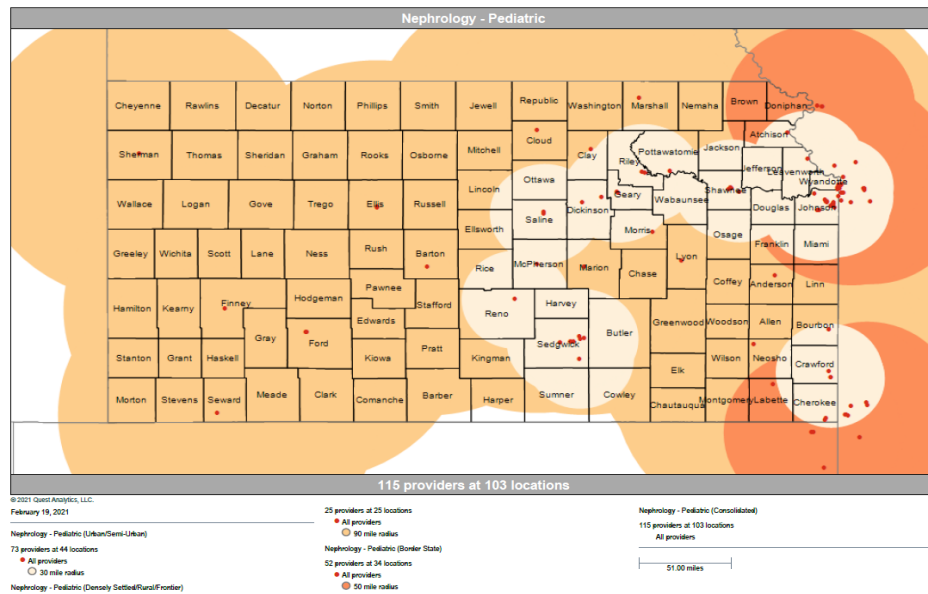
	3Q 2020	4Q 2020
Aetna Better Health	112	115
Sunflower Health Plan	114	115
UnitedHealthCare	72	74



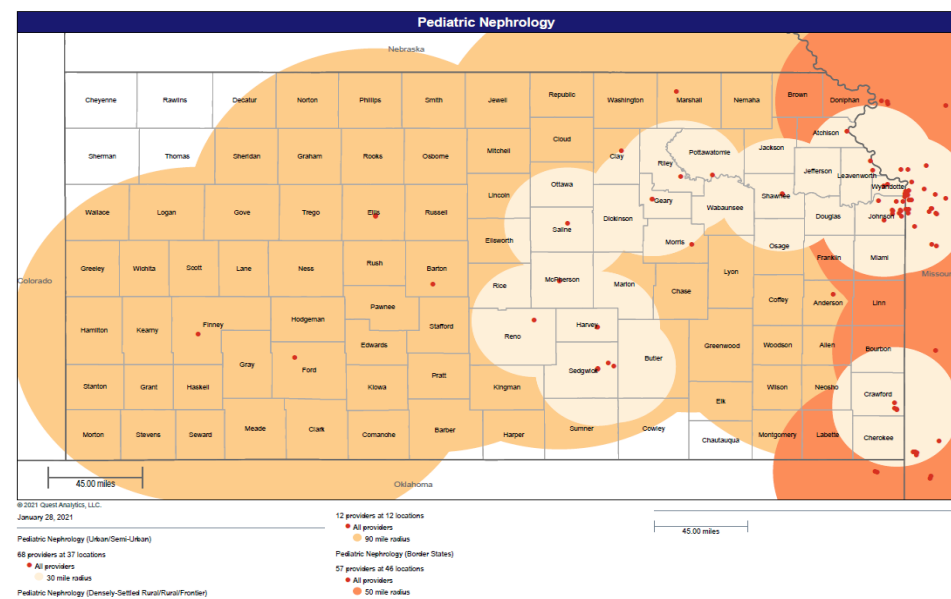
Aetna Better Health



Sunflower Health Plan



UnitedHealthCare

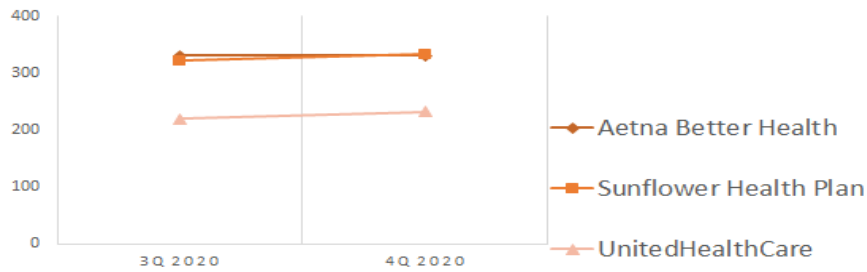


Neurology

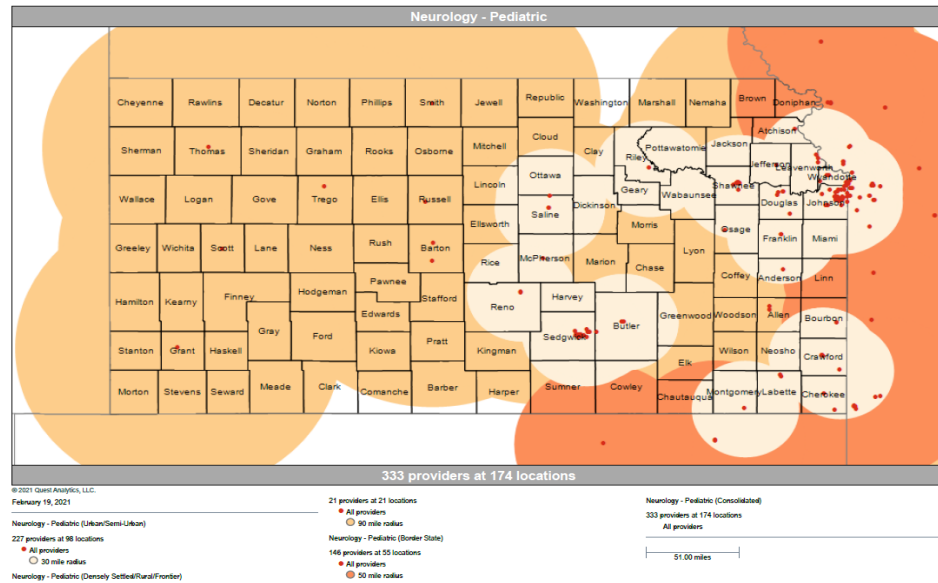
QUARTERLY COUNT TREND

	3Q 2020	4Q 2020
Aetna Better Health	331	331
Sunflower Health Plan	322	333
UnitedHealthCare	219	232

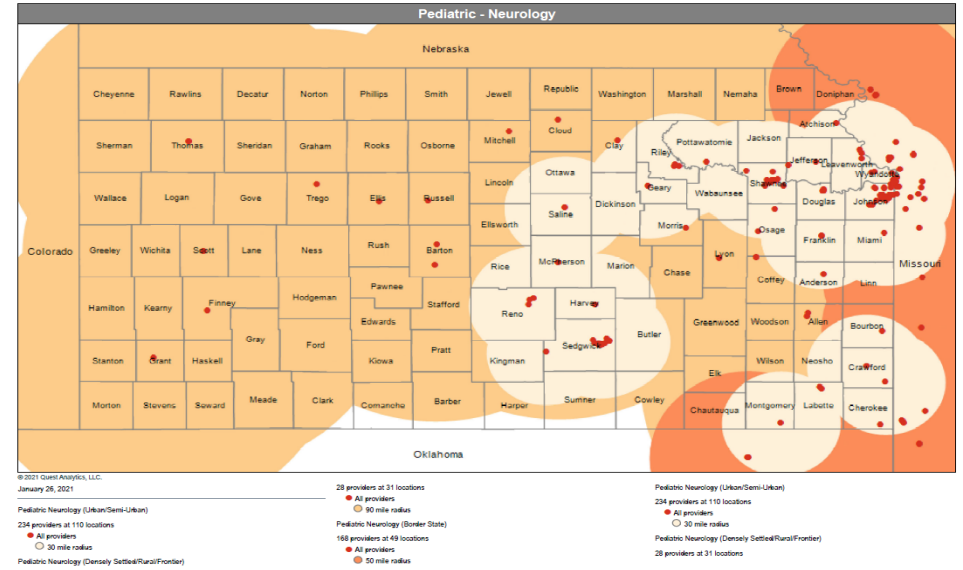
UNIQUE PROVIDER COUNT PEDIATRIC NEUROLOGY



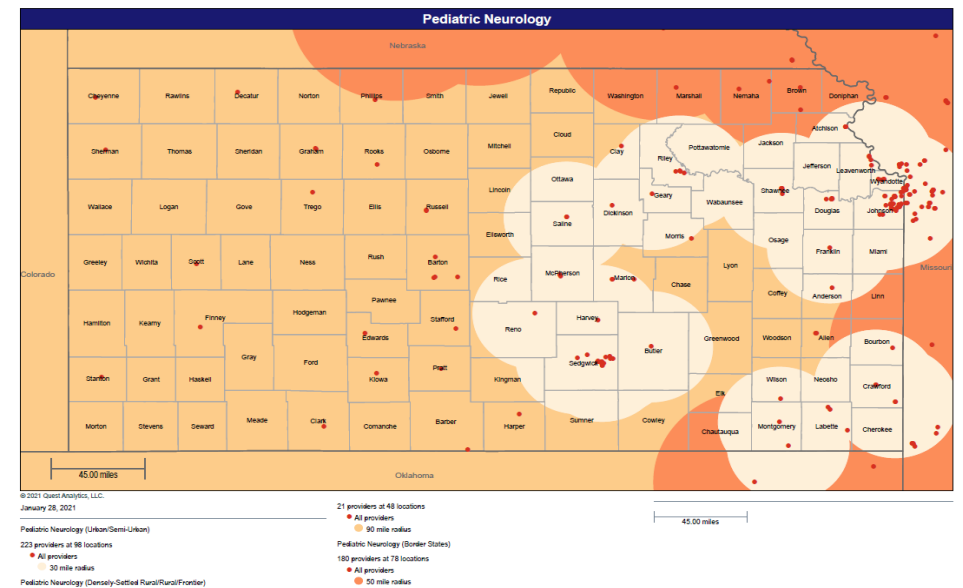
Sunflower Health Plan



Aetna Better Health



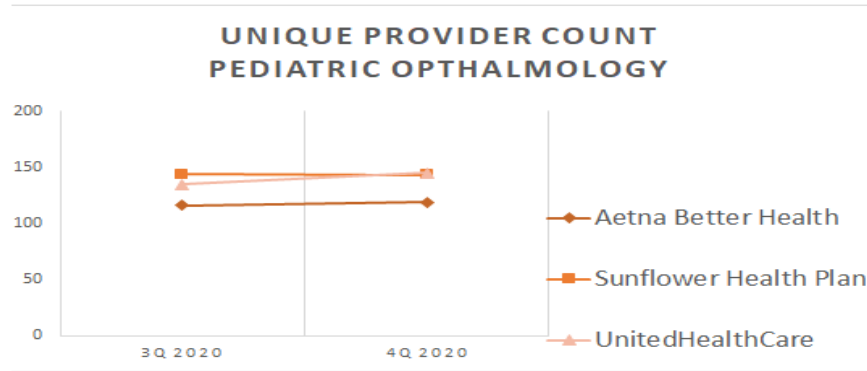
UnitedHealthCare



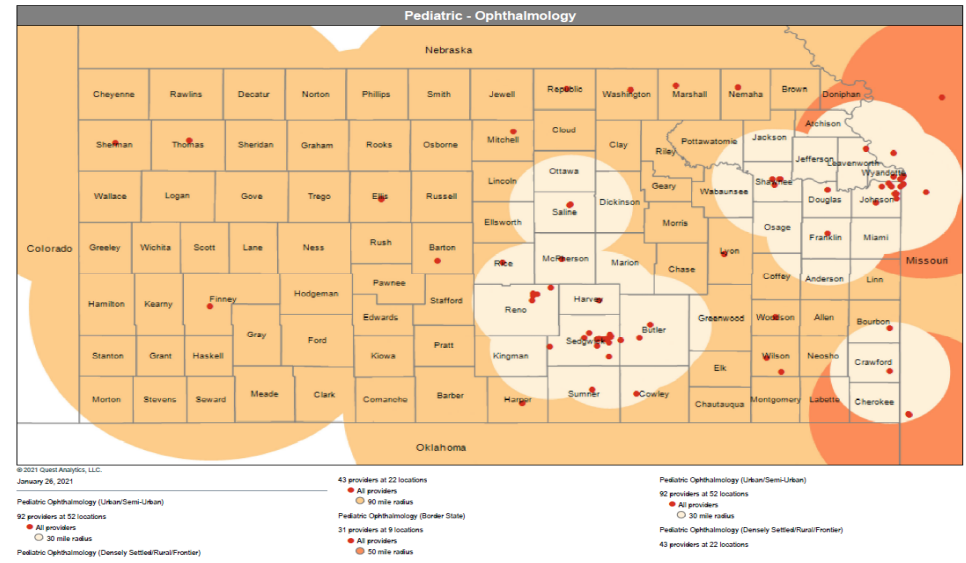
Ophthalmology

QUARTERLY COUNT TREND

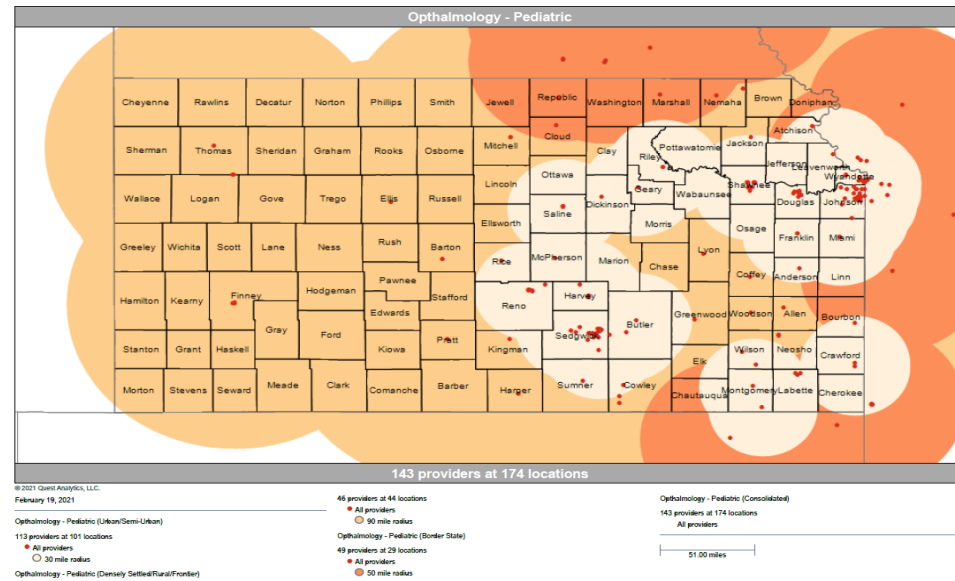
	3Q 2020	4Q 2020
Aetna Better Health	116	119
Sunflower Health Plan	144	143
UnitedHealthCare	135	145



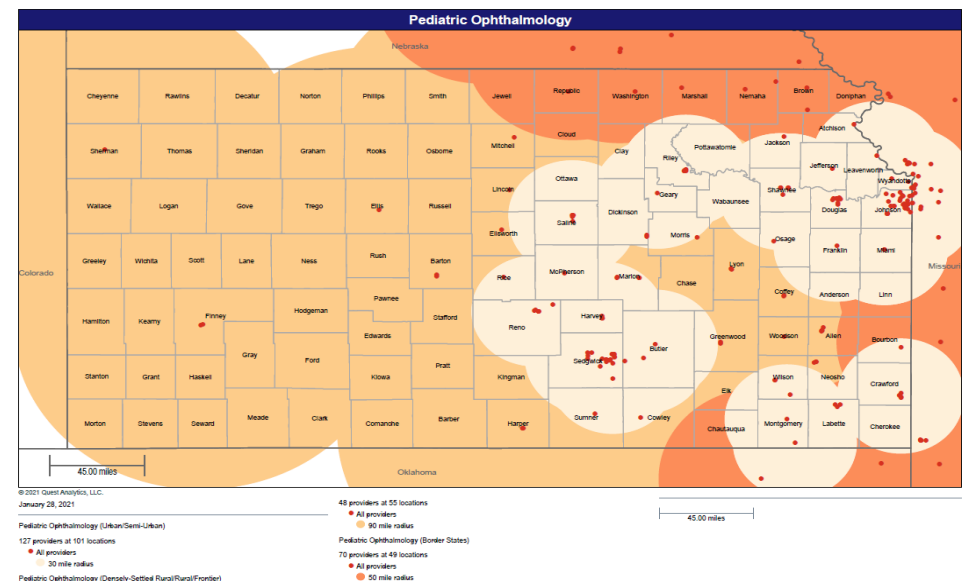
Aetna Better Health



Sunflower Health Plan



UnitedHealthCare

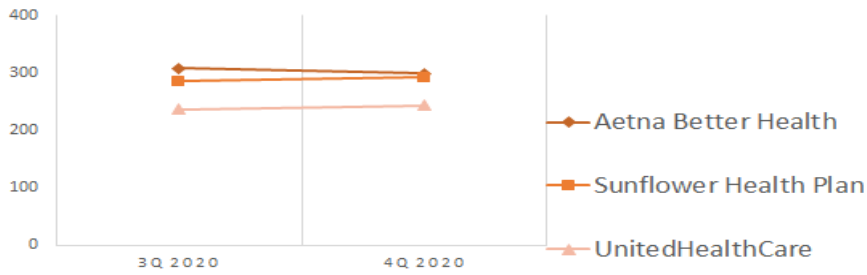


Orthopedics

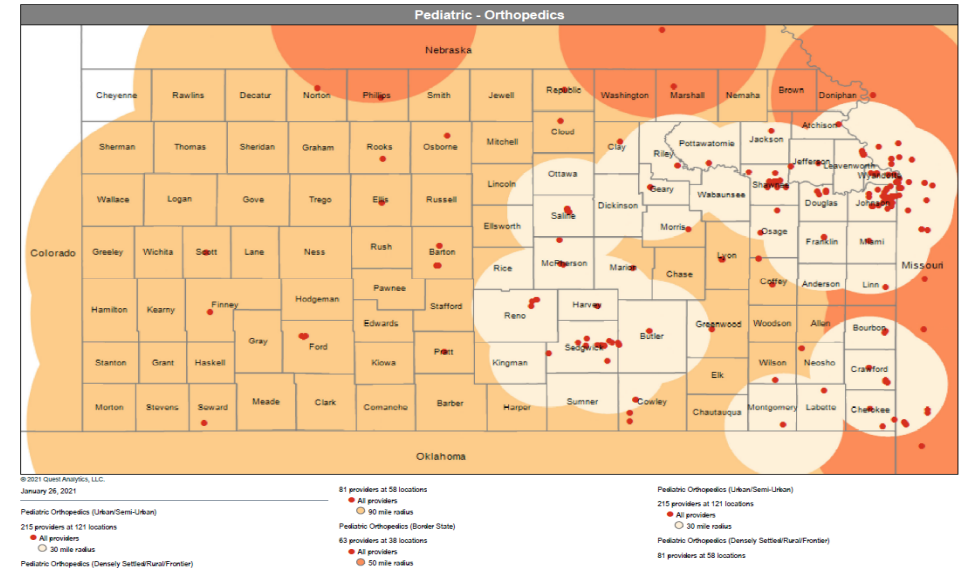
QUARTERLY COUNT TREND

	3Q 2020	4Q 2020
Aetna Better Health	308	299
Sunflower Health Plan	285	292
UnitedHealthCare	237	243

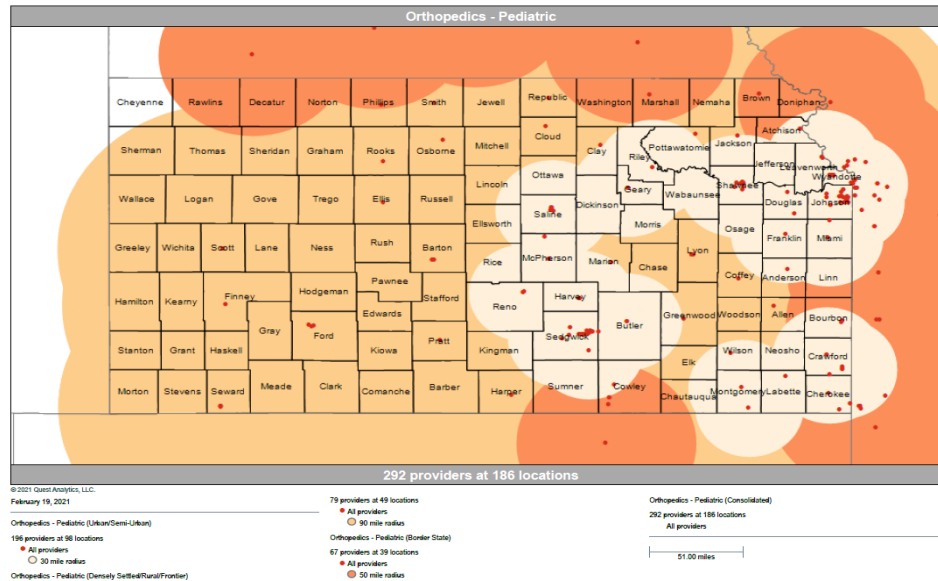
UNIQUE PROVIDER COUNT PEDIATRIC ORTHOPEDICS



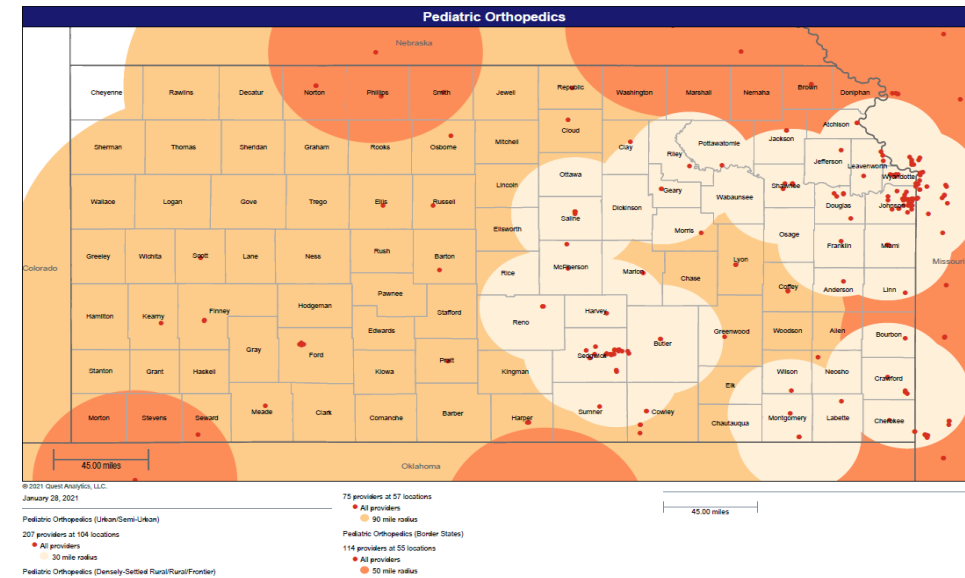
Aetna Better Health



Sunflower Health Plan



UnitedHealthcare

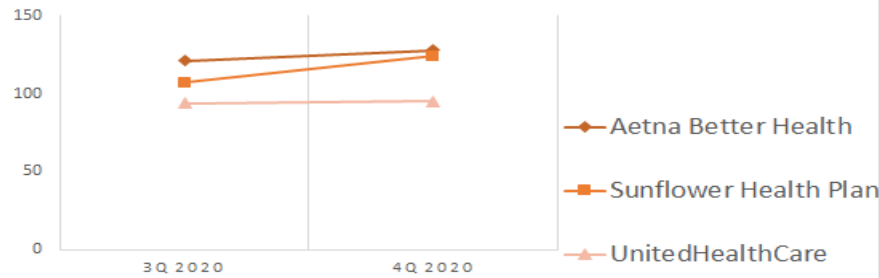


Otolaryngology

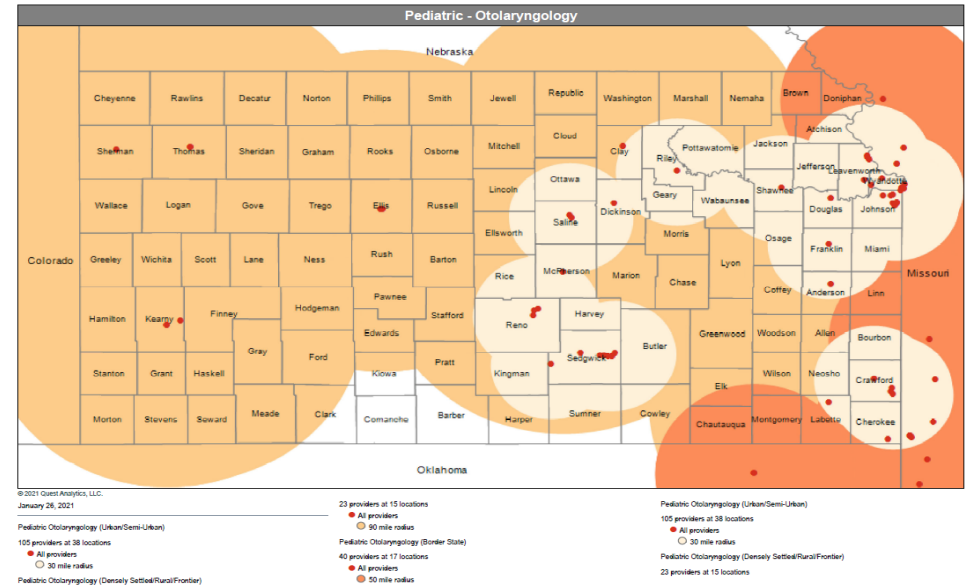
QUARTERLY COUNT TREND

	3Q 2020	4Q 2020
Aetna Better Health	121	128
Sunflower Health Plan	107	124
UnitedHealthCare	94	95

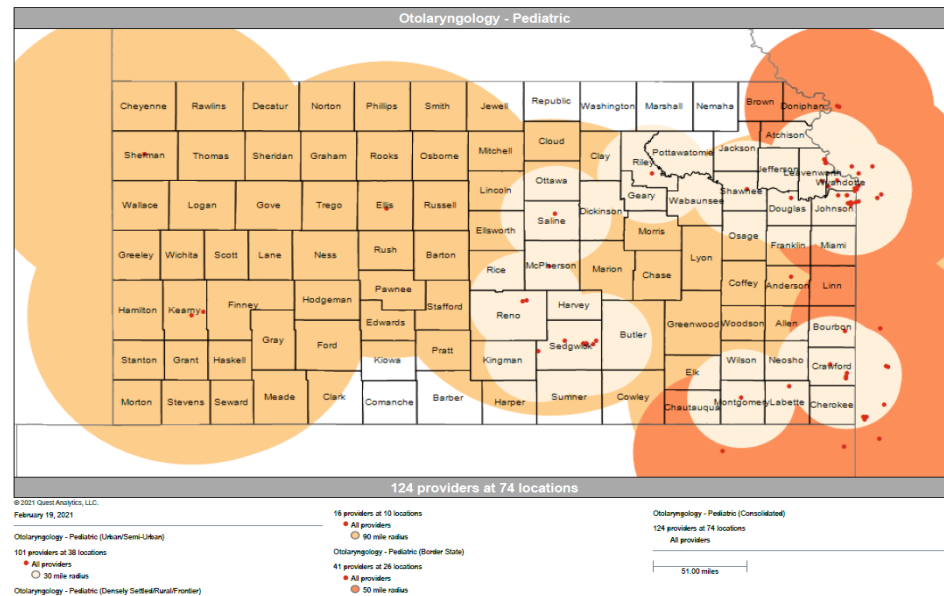
UNIQUE PROVIDER COUNT PEDIATRIC OTOLARYNGOLOGY



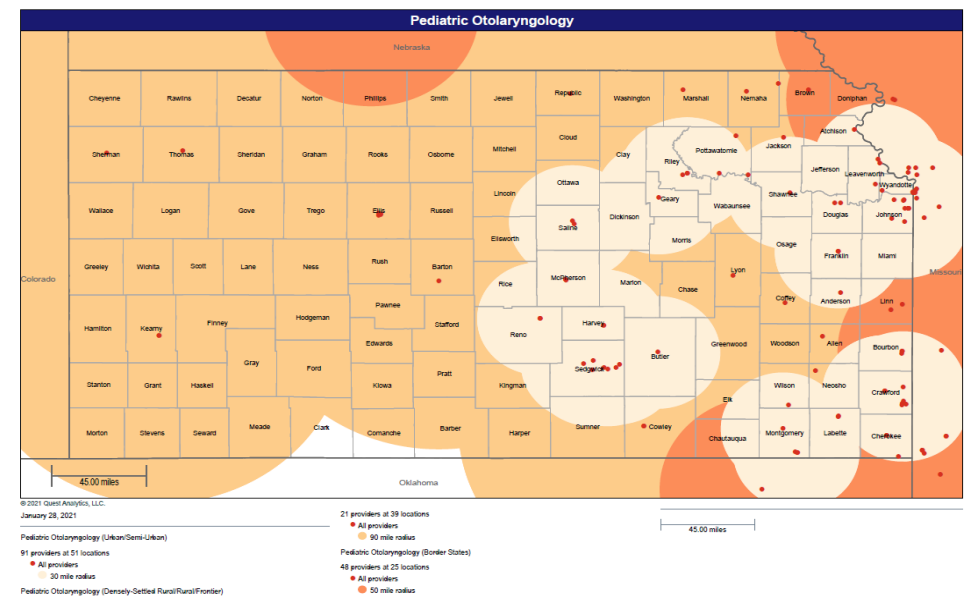
Aetna Better Health



Sunflower Health Plan



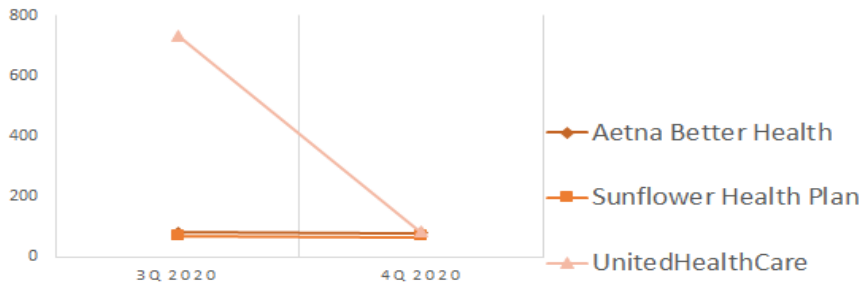
UnitedHealthcare



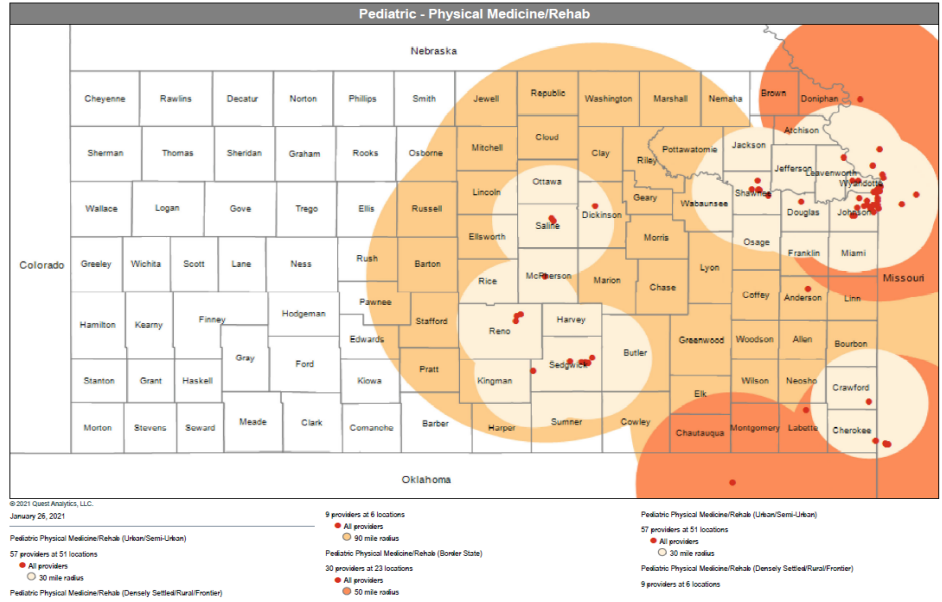
Physical Medicine/Rehab QUARTERLY COUNT TREND

	3Q 2020	4Q 2020
Aetna Better Health	81	80
Sunflower Health Plan	70	69
UnitedHealthCare	734	82

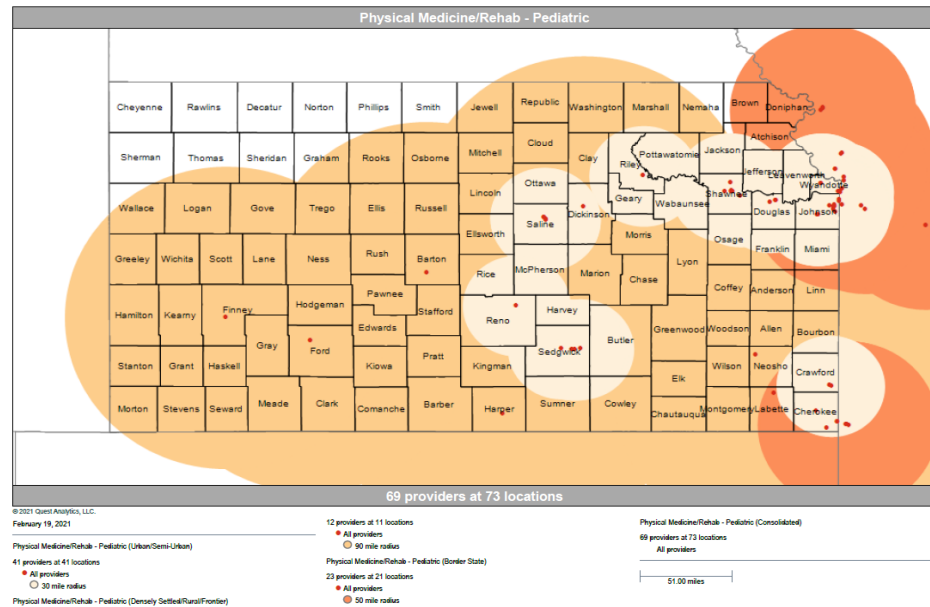
UNIQUE PROVIDER COUNT PEDIATRIC PHYSICAL REHABILITATION



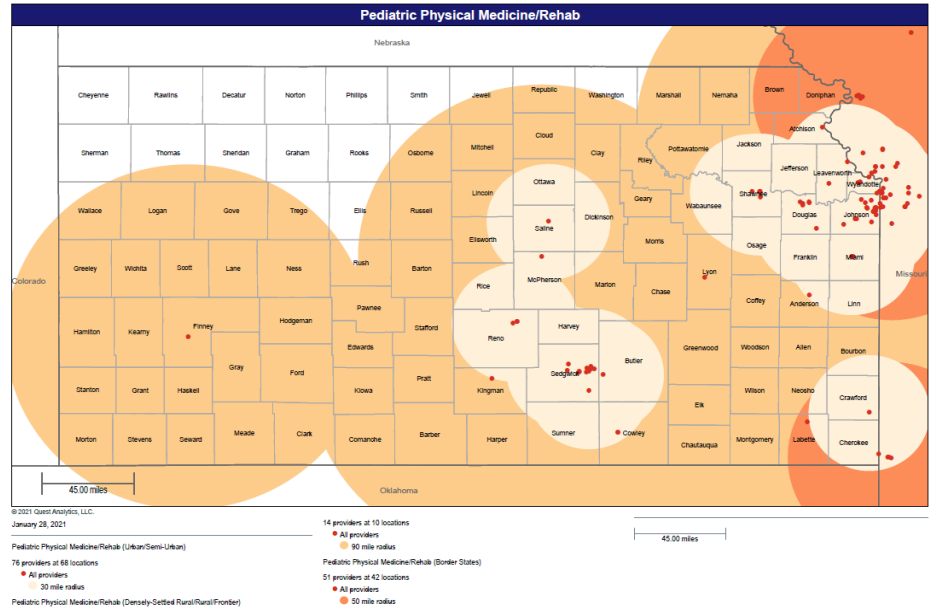
Aetna Better Health



Sunflower Health Plan



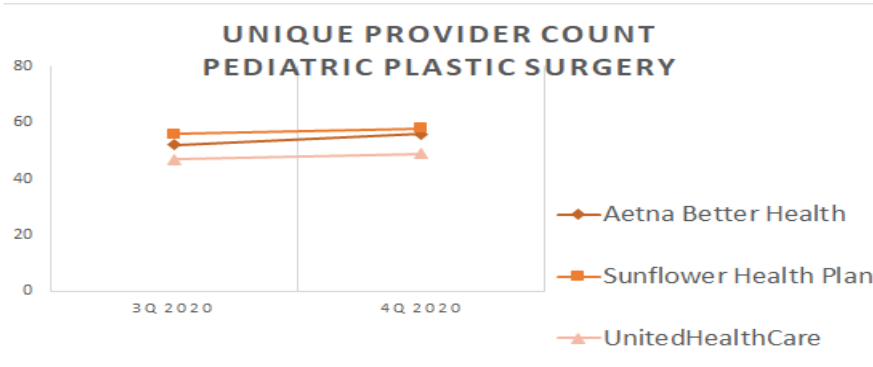
UnitedHealthcare



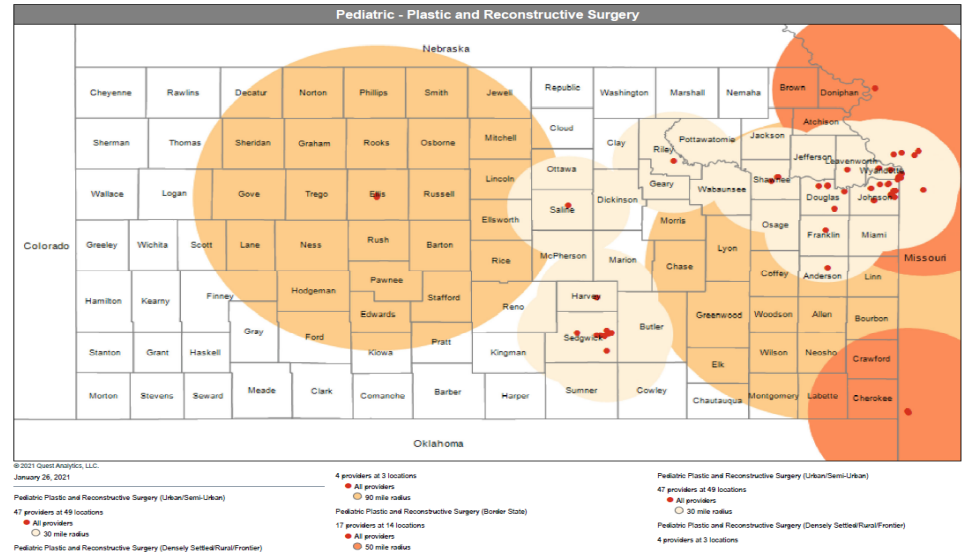
Plastic & Reconstructive Surgery

QUARTERLY COUNT TREND

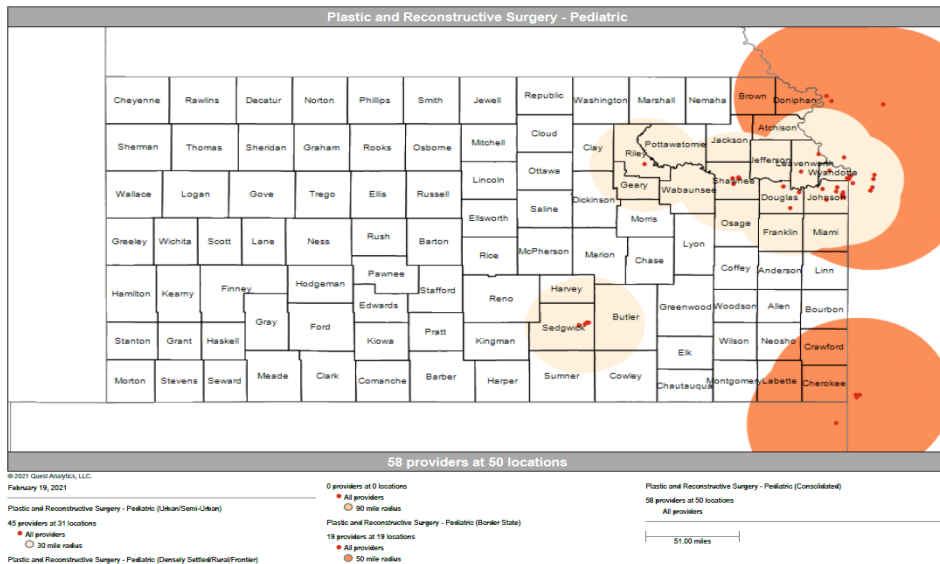
	3Q 2020	4Q 2020
Aetna Better Health	52	56
Sunflower Health Plan	56	58
UnitedHealthCare	47	49



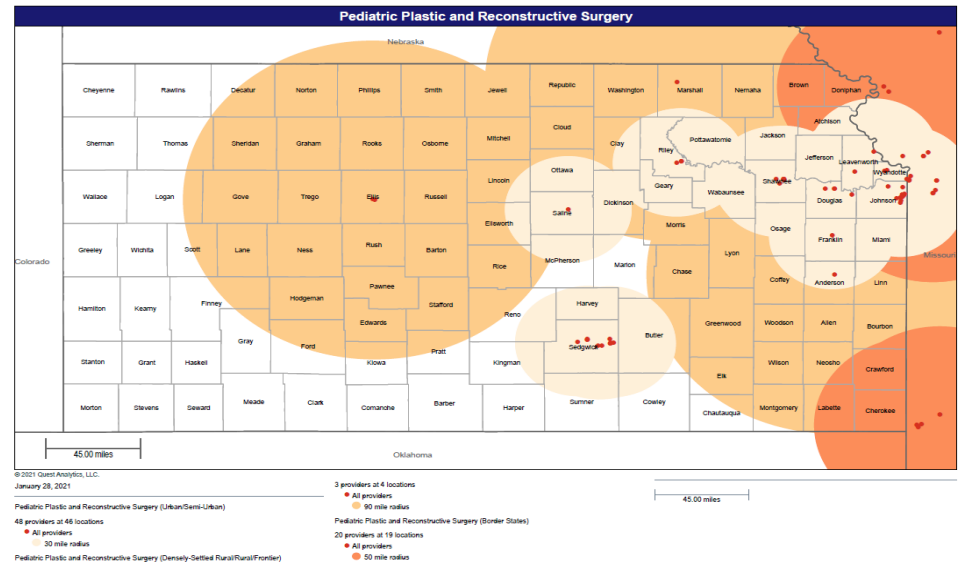
Aetna Better Health



Sunflower Health Plan



UnitedHealthcare

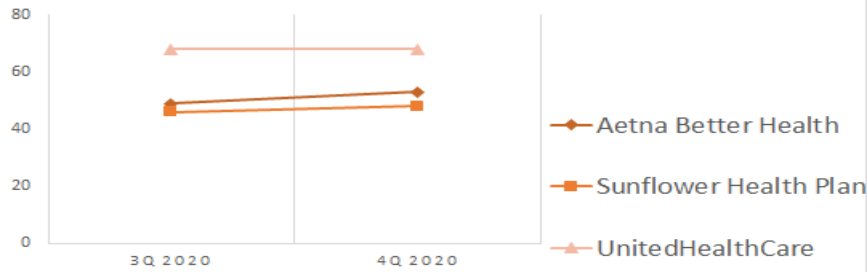


Podiatry

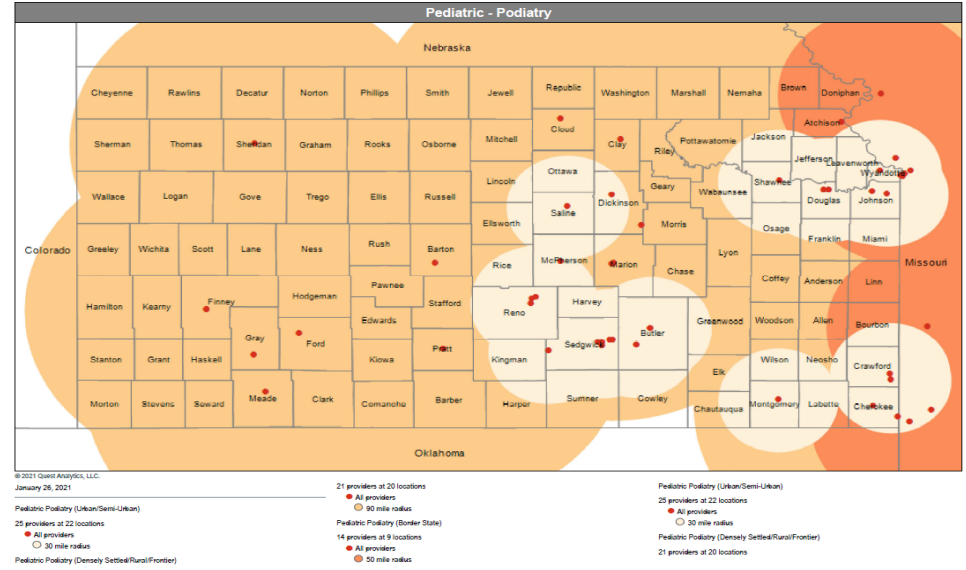
QUARTERLY COUNT TREND

	3Q 2020	4Q 2020
Aetna Better Health	49	53
Sunflower Health Plan	46	48
UnitedHealthCare	68	68

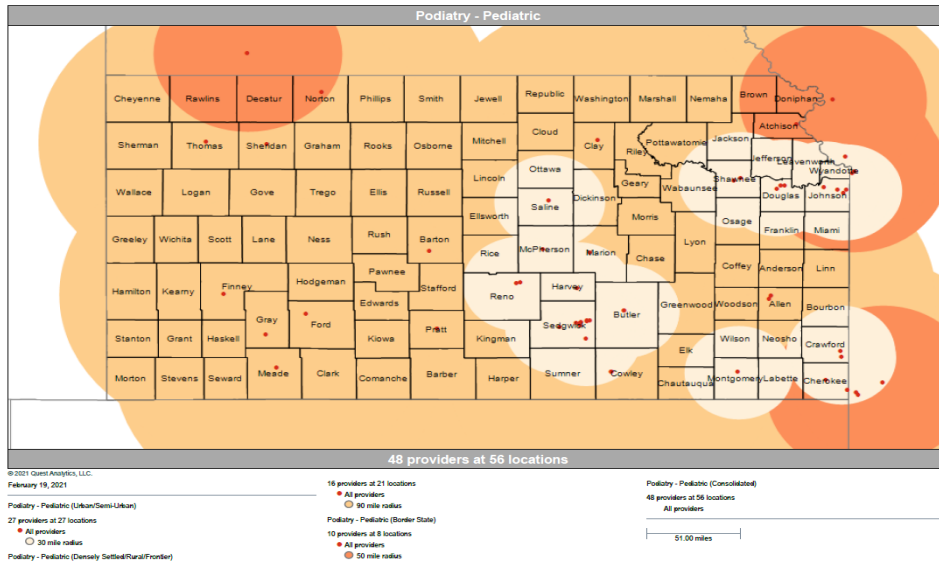
UNIQUE PROVIDER COUNT PEDIATRIC PODIATRY



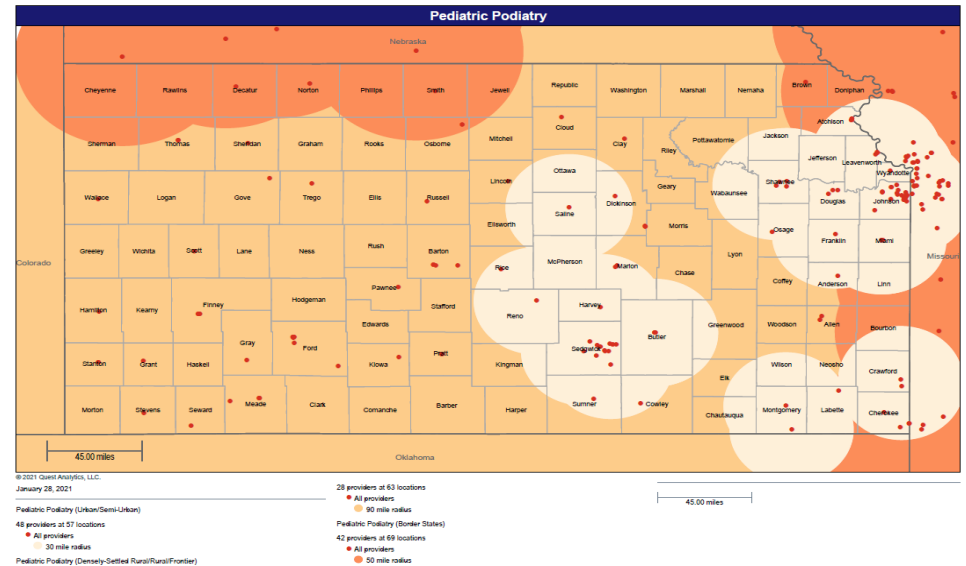
Aetna Better Health



Sunflower Health Plan



UnitedHealthcare

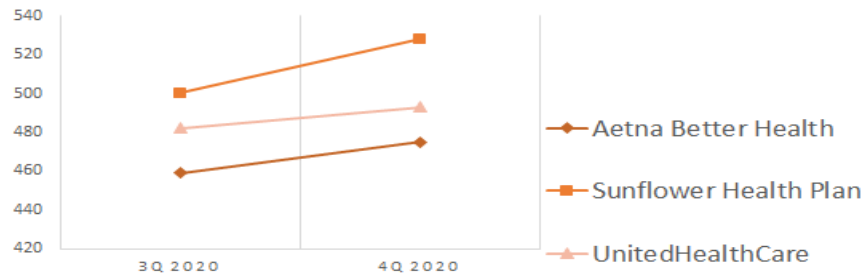


Psychiatrist

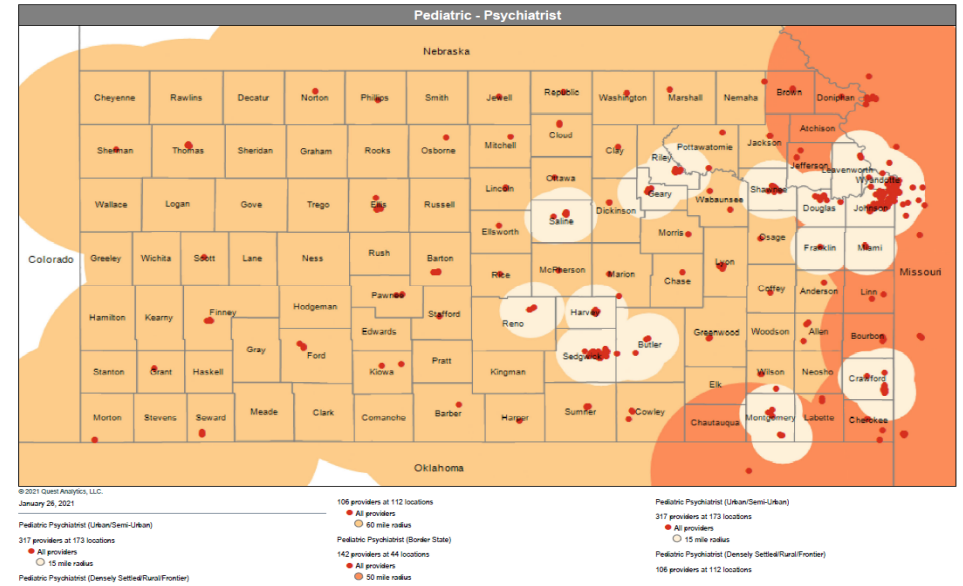
QUARTERLY COUNT TREND

	3Q 2020	4Q 2020
Aetna Better Health	459	475
Sunflower Health Plan	500	528
UnitedHealthCare	482	493

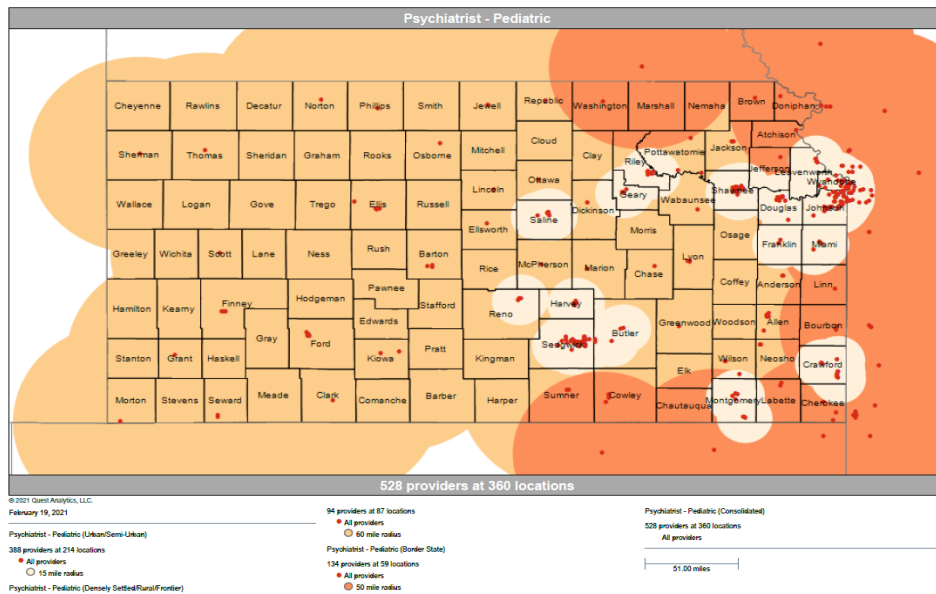
UNIQUE PROVIDER COUNT PEDIATRIC PSYCHIATRIST



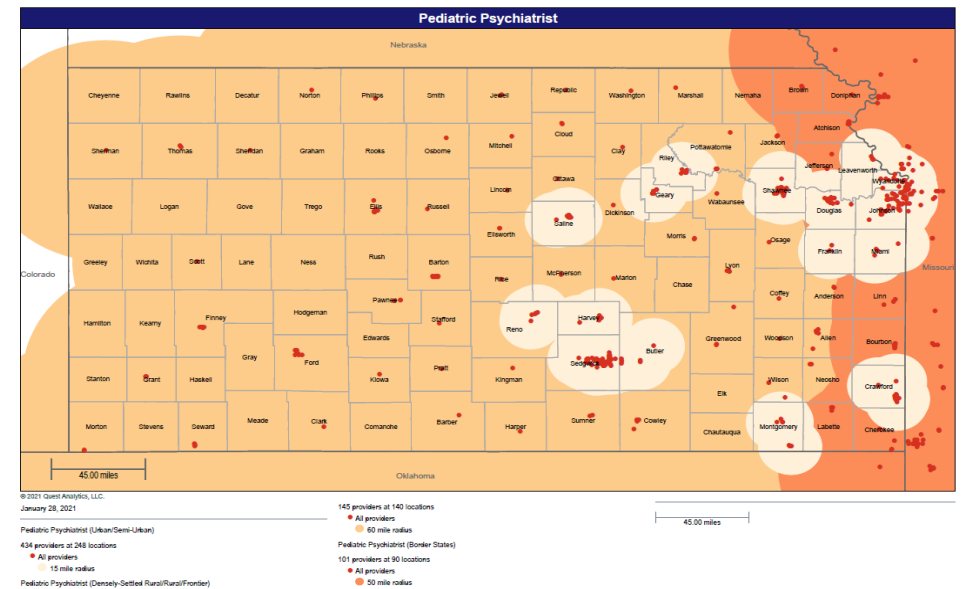
Aetna Better Health



Sunflower Health Plan



UnitedHealthCare

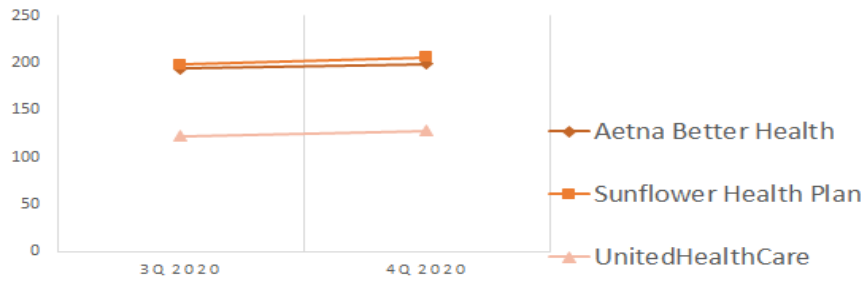


Pulmonary Disease

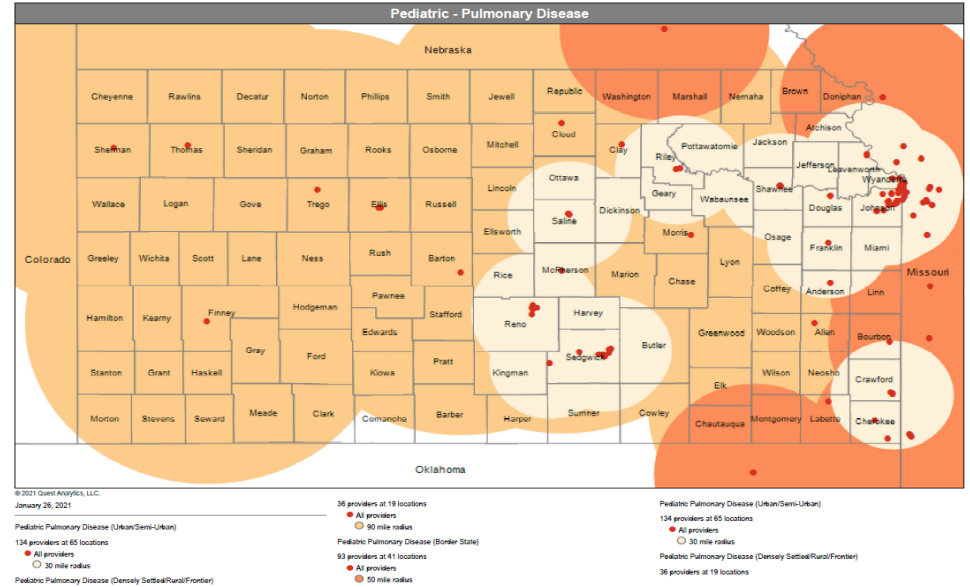
QUARTERLY COUNT TREND

	3Q 2020	4Q 2020
Aetna Better Health	194	199
Sunflower Health Plan	198	206
UnitedHealthCare	122	128

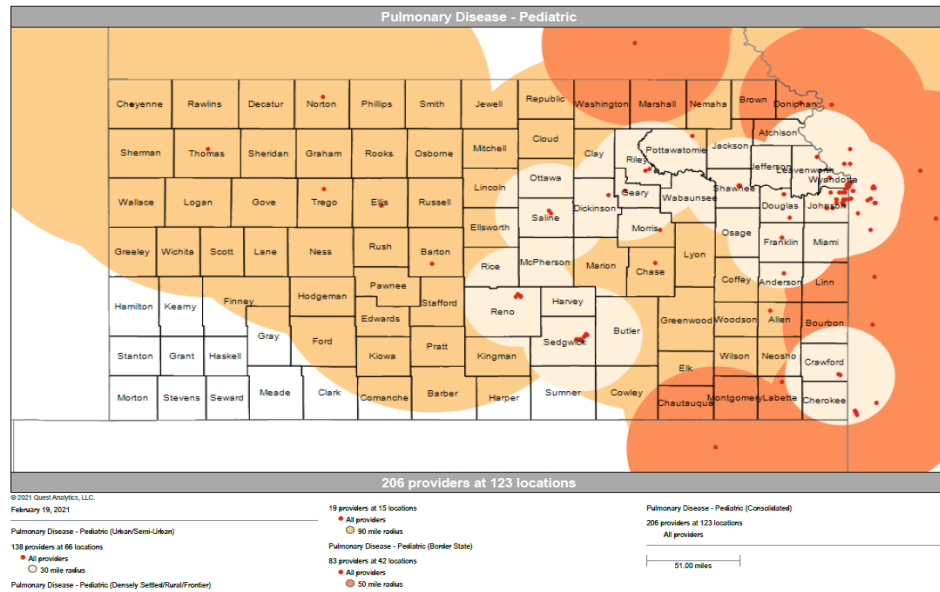
UNIQUE PROVIDER COUNT PEDIATRIC PULMONARY DISEASE



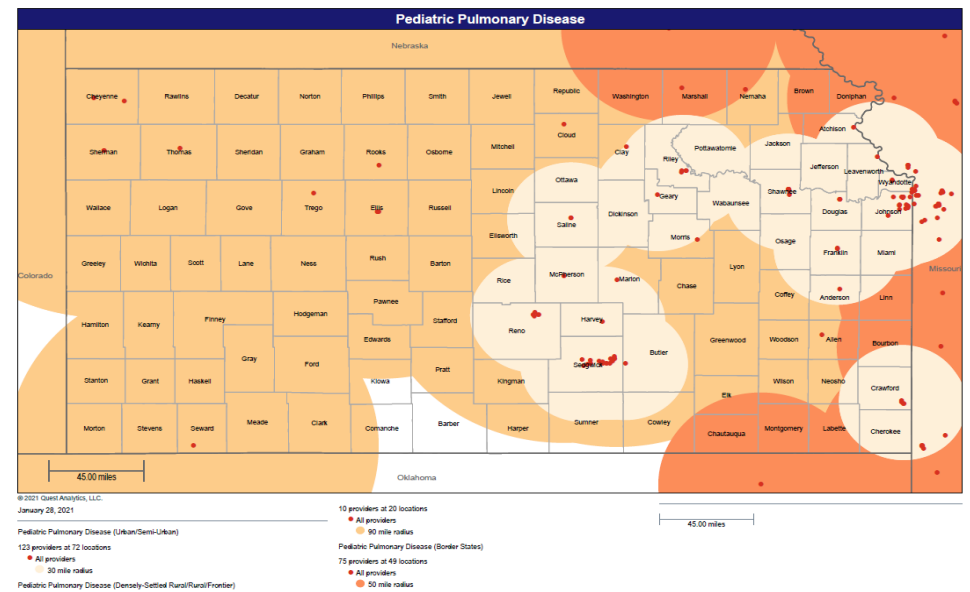
Aetna Better Health



Sunflower Health Plan



UnitedHealthCare

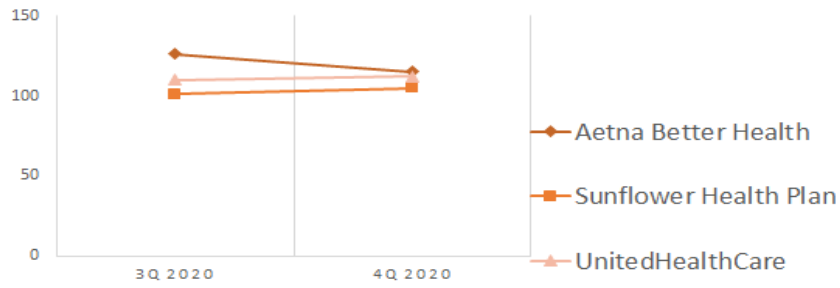


Urology

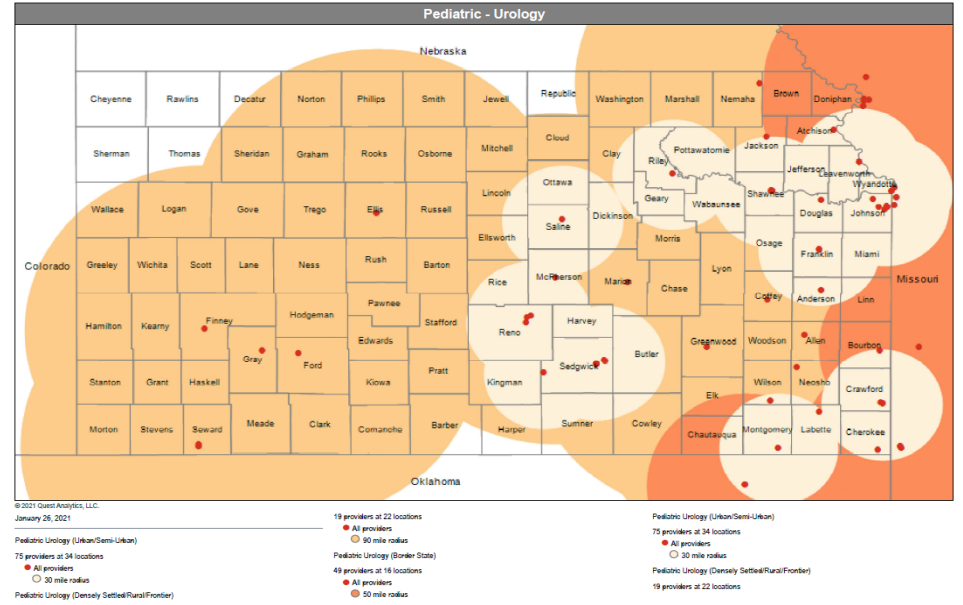
QUARTERLY COUNT TREND

	3Q 2020	4Q 2020
Aetna Better Health	126	115
Sunflower Health Plan	101	105
UnitedHealthCare	110	112

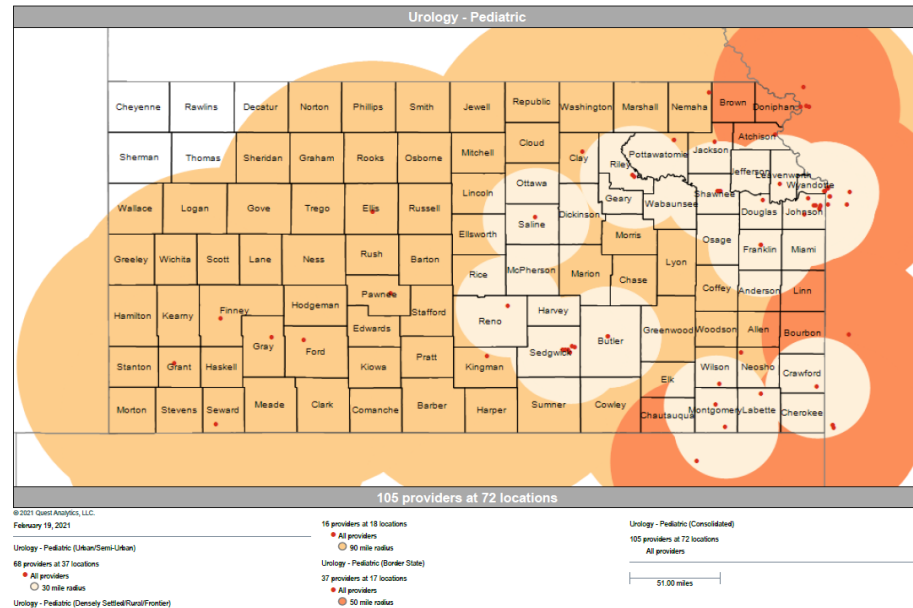
UNIQUE PROVIDER COUNT PEDIATRIC UROLOGY



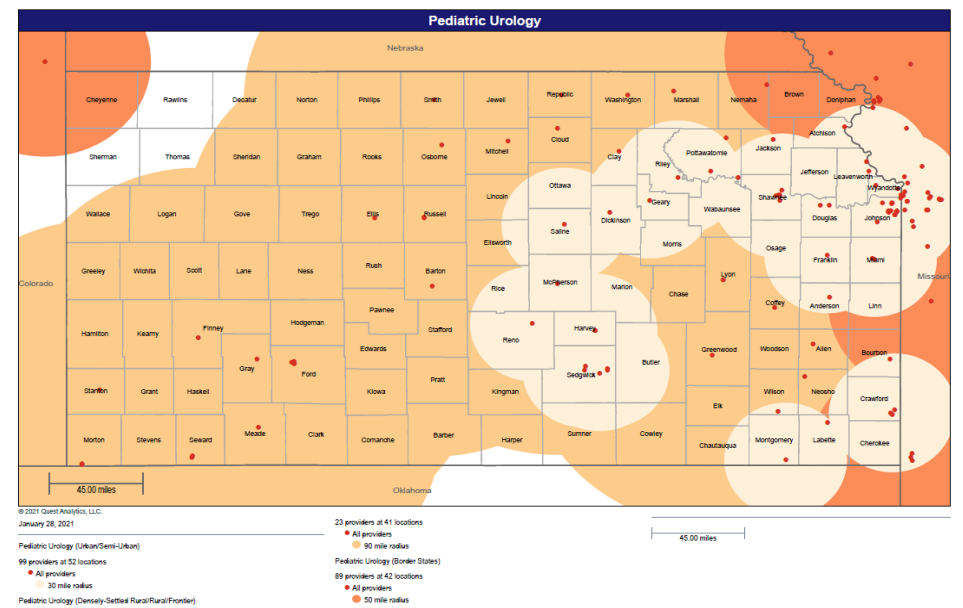
Aetna Better Health



Sunflower Health Plan



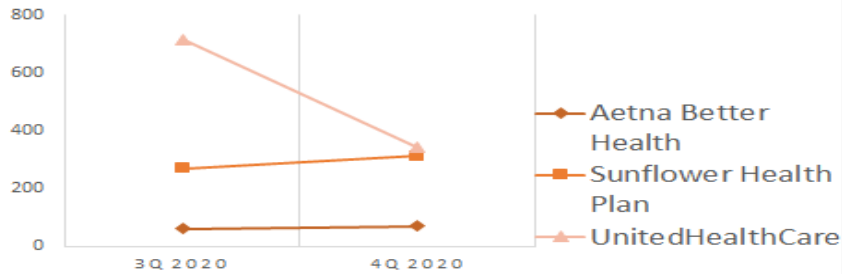
UnitedHealthCare



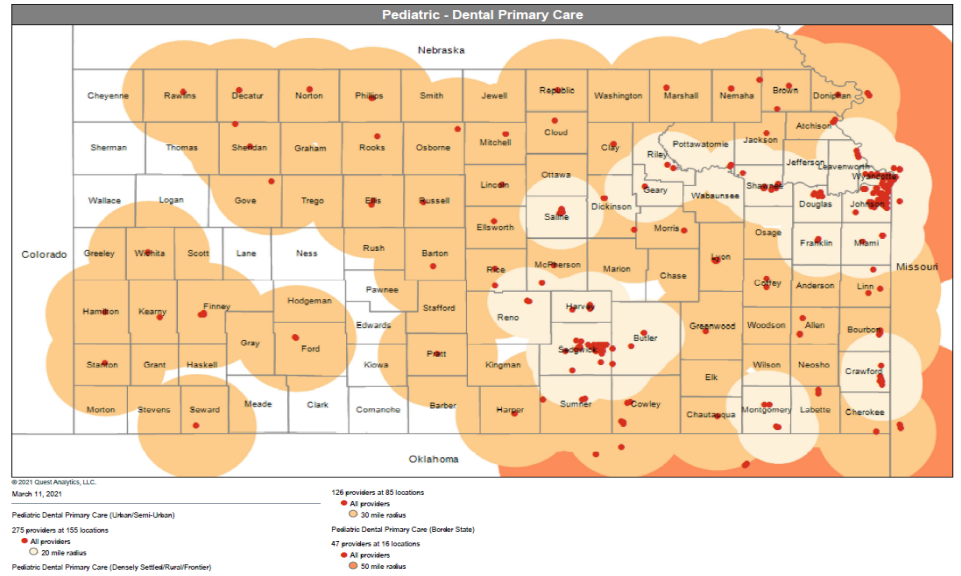
Dental Primary Care QUARTERLY COUNT TREND

	3Q 2020	4Q 2020
Aetna Better Health	61	70
Sunflower Health Plan	268	311
UnitedHealthCare	716	342

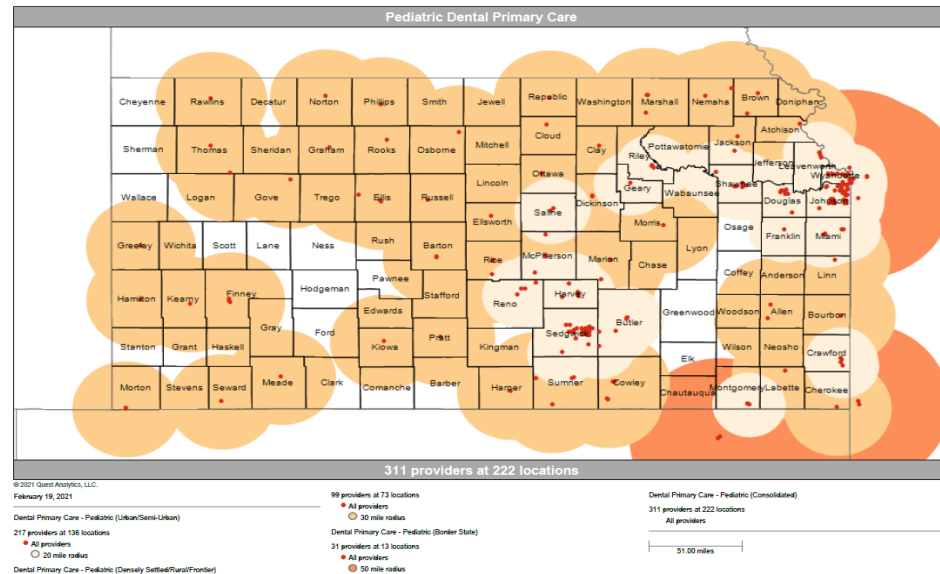
UNIQUE PROVIDER COUNT PEDIATRIC DENTAL



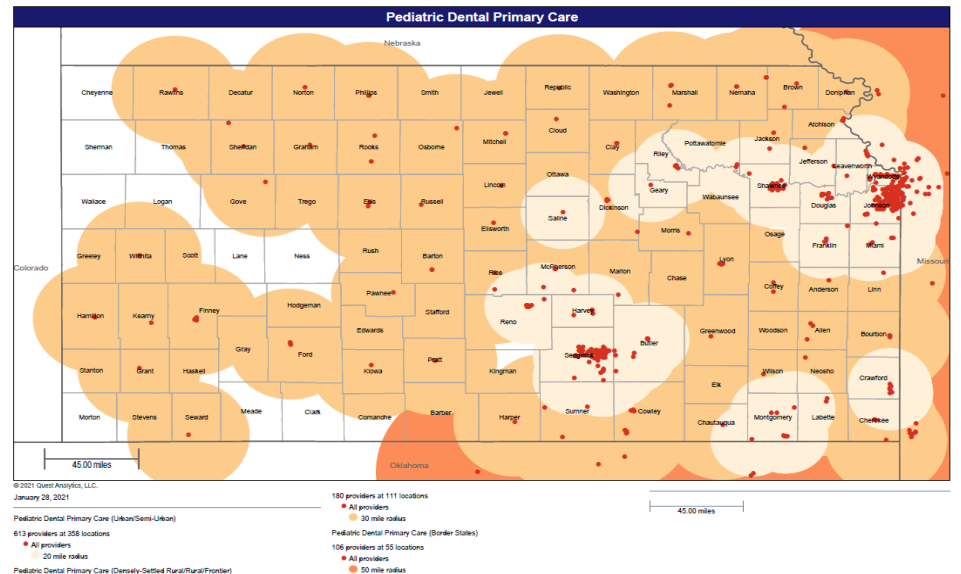
Aetna Better Health



Sunflower Health Plan



UnitedHealthcare



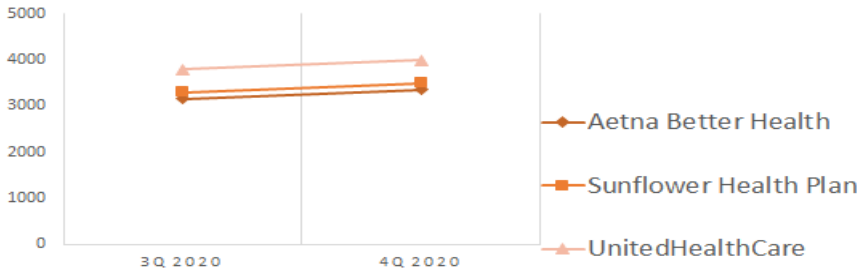
Behavioral Health

Behavioral Health

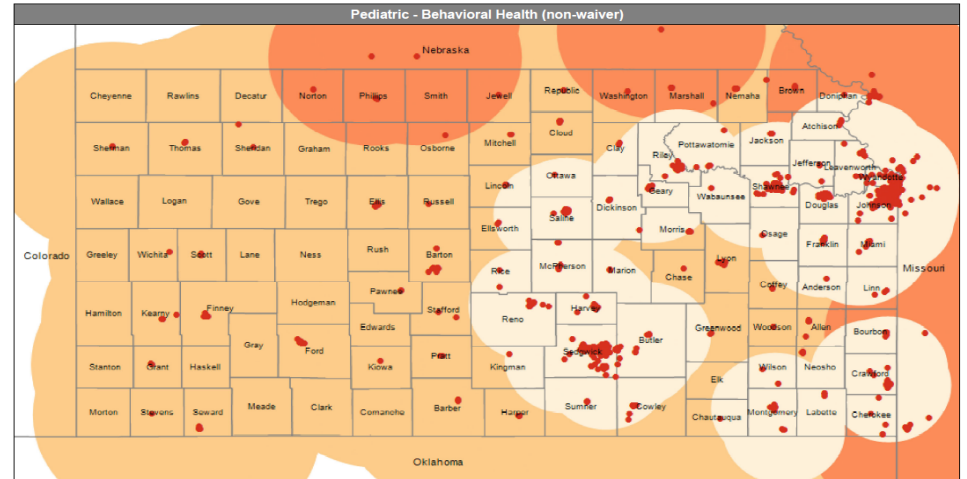
QUARTERLY COUNT TREND

	3Q 2020	4Q 2020
Aetna Better Health	3153	3353
Sunflower Health Plan	3298	3497
UnitedHealthCare	3796	3994

UNIQUE PROVIDER COUNT PEDIATRIC BEHAVIORAL HEALTH



Aetna Better Health



© 2021 Quest Analytics, LLC.
January 26, 2021

Pediatric Behavioral Health (Urban/Semi-Urban)
2,789 providers at 580 locations
● All providers
○ 30 mile radius

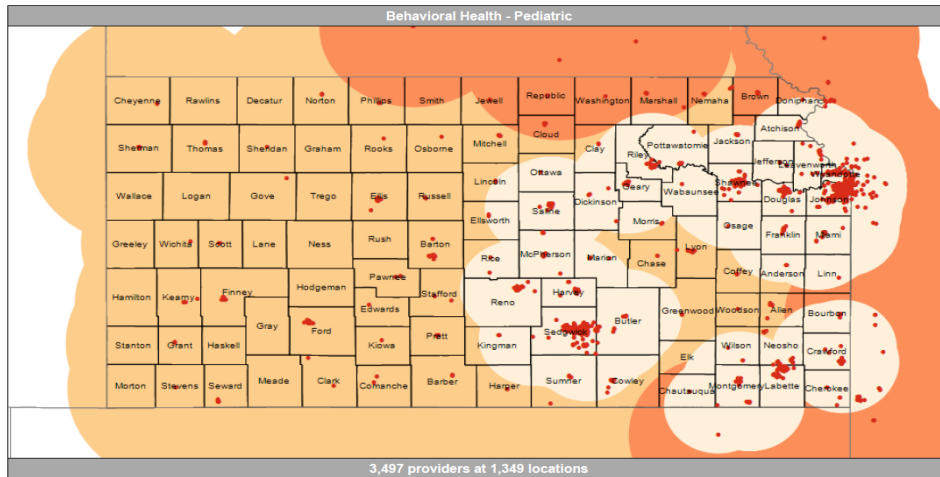
Pediatric Behavioral Health (Densely Settled/Rural/Frontier)
740 providers at 232 locations
● All providers
○ 60 mile radius

Pediatric Behavioral Health (Border State)
202 providers at 55 locations
● All providers
○ 30 mile radius

Pediatric Behavioral Health (Urban/Semi-Urban)
2,789 providers at 580 locations
● All providers
○ 30 mile radius

Pediatric Behavioral Health (Densely Settled/Rural/Frontier)
740 providers at 232 locations
● All providers
○ 60 mile radius

Sunflower Health Plan



© 2021 Quest Analytics, LLC.
February 19, 2021

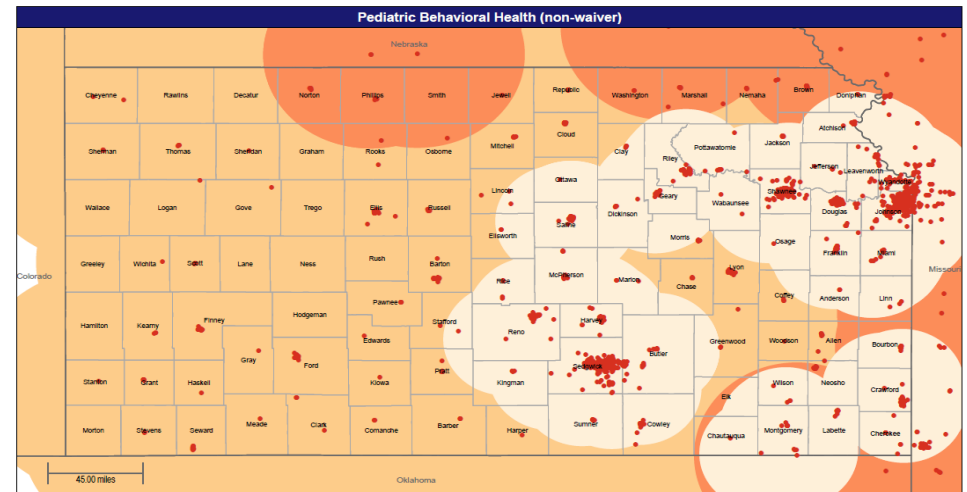
Behavioral Health - Pediatric (Consolidated)
3,497 providers at 1,349 locations
● All providers

Behavioral Health - Pediatric (Urban/Semi-Urban)
2,852 providers at 855 locations
● All providers
○ 30 mile radius

Behavioral Health - Pediatric (Border State)
253 providers at 98 locations
● All providers
○ 50 mile radius

Behavioral Health - Pediatric (Densely Settled/Rural/Frontier)
780 providers at 396 locations
● All providers
○ 60 mile radius

UnitedHealthcare



© 2021 Quest Analytics, LLC.
January 26, 2021

Pediatric Behavioral Health (non-waiver) (Urban/Semi-Urban)
3,521 providers at 972 locations
● All providers
○ 30 mile radius

Pediatric Behavioral Health (non-waiver) (Border State)
285 providers at 144 locations
● All providers
○ 50 mile radius

Pediatric Behavioral Health (non-waiver) (Densely Settled/Rural/Frontier)
1,066 providers at 364 locations
● All providers
○ 60 mile radius



KanCare Managed Care Organization
Network Access as of January 1, 2021
Description of Provider Types and Specialties

Provider Type/Specialty	Description
Primary Care Provider (PCP)	<p>All KanCare members will select or be assigned to a PCP. The KanCare MCOs contract with PCPs to provide, to their members, primary care services including:</p> <ul style="list-style-type: none"> • Basic diagnosis and treatment of common illnesses and medical conditions • Counseling and education on safe health behaviors, self-care skills, treatment options, and preventive services • Referrals to specialists for treatment and management of more complex conditions <p>Family practitioners, general practitioners, internists, pediatricians, OB/GYNs, and other types of providers contracted to fulfill this purpose, may function as PCPs. In addition, physician assistants and nurse practitioners supporting the types of physicians listed above may function as PCPs. The access standard for urban and semi-urban counties is that a PCP be available within 20 miles of the member's residence. For rural and frontier counties, a PCP should be available within 30 miles of the member's residence.</p>
Allergy	<p>Allergists are doctors who specialize in diagnosis, treatment and management of allergies, asthma and immunologic disorders. The KanCare MCOs contract with allergists to provide these services to their members. The access standard for urban and semi-urban counties is that an allergist be available within 25 miles of the member's residence. For rural and frontier counties, an allergist should be available within 100 miles of the member's residence.</p>
Cardiology	<p>Cardiologists are doctors who specialize in diagnosing and treating diseases or conditions of the heart and blood vessels—the cardiovascular system. The KanCare MCOs contract with cardiologists and cardiovascular surgeons to provide these services to their members. The access standard for urban and semi-urban counties is that a cardiologist be available within 25 miles of the member's residence. For rural and frontier counties, a cardiologist should be available within 100 miles of the member's residence.</p>
Dermatology	<p>Dermatologists are doctors who specialize in diagnosis, treatment, and prevention of skin diseases or skin cancers. The KanCare MCOs contract with dermatologists to provide these services to their members. The access standard for urban and semi-urban counties is that a dermatologist be available within 25 miles of the member's residence. For rural and frontier counties, a dermatologist should be available within 100 miles of the member's residence.</p>
Internal Medicine	<p>Physicians specializing in internal medicine, internists, deal with the prevention, diagnosis, and treatment of adult diseases. The access standard for urban and semi-urban counties is that an internist be available within 25 miles of the member's residence. For rural and frontier counties, an internist should be available within 100 miles of the member's residence.</p>
Gastroenterology	<p>Gastroenterologists are doctors who specialize in diseases of the digestive tract. The KanCare MCOs contract with gastroenterologists to provide these services to their members. The access standard for urban and semi-urban counties is that a gastroenterologist be available within 25 miles of the member's residence. For rural and frontier counties, a gastroenterologist should be available within 100 miles of the member's residence.</p>
General Surgery	<p>A general surgeon is a physician who has been educated and trained in the diagnosis and preoperative, operative, and postoperative management of patient care. The KanCare MCOs contract with general surgeons to provide these services to their members. The access standard for urban and semi-urban counties is that a general surgeon be available within 25 miles of the member's residence. For rural and frontier counties, a general surgeon should be available within 100 miles of the member's residence.</p>
Hematology/Oncology	<p>Hematologists are doctors who specialize in diagnosis, treatment, and management of blood disorders. The KanCare MCOs contract with hematologists to provide these services to their members. The access standard for urban and semi-urban counties is that a hematologist be available within 25 miles of the member's residence. For rural and frontier counties, a hematologist should be available within 100 miles of the member's residence.</p>



**KanCare Managed Care
Organization Network Access as
of January 1, 2021**

Neonatology	Neonatologists are doctors who specialize in the treatment of newborn infants—especially premature and ill infants. The KanCare MCOs contract with neonatologists to provide these services to their members. The access standard for urban and semi-urban counties is that a neonatologist be available within 25 miles of the member’s residence. For rural and frontier counties, a neonatologist should be available within 100 miles of the member’s residence.
Nephrology	Nephrologists are doctors who specialize in diagnosis and management of kidney diseases. The KanCare MCOs contract with nephrologists to provide these services to their members. The access standard for urban and semi-urban counties is that a nephrologist be available within 25 miles of the member’s residence. For rural and frontier counties, a nephrologist should be available within 100 miles of the member’s residence.
Neurology	Neurologists are doctors who specialize in diagnosis and treatment of disorders of the nervous system. The KanCare MCOs contract with neurologists to provide these services to their members. The access standard for urban and semi-urban counties is that a neurologist be available within 25 miles of the member’s residence. For rural and frontier counties, a neurologist should be available within 100 miles of the member’s residence.
Neurosurgery	Neurosurgeons are doctors who specialize in brain and spinal surgery. The KanCare MCOs contract with neurosurgeons to provide these services to their members. The access standard for urban and semi-urban counties is that a neurosurgeon be available within 25 miles of the member’s residence. For rural and frontier counties, a neurosurgeon should be available within 100 miles of the member’s residence.
OB/GYN	An obstetrician/gynecologist (OB/GYN) is a physician who both delivers babies and treats diseases of the female reproductive organs. The KanCare MCOs contract with OB/GYNs, including specialists in maternal fetal medicine and certified nurse midwives, to provide these services to their members. The access standard for urban and semi-urban counties is that an OB/GYN be available within 15 miles of the member’s residence. For rural and frontier counties, an OB/GYN should be available within 60 miles of the member’s residence.
Ophthalmology	An ophthalmologist is a physician specializing in medical and surgical eye problems. Since ophthalmologists perform operations on eyes, they are both surgical and medical specialists. The KanCare MCOs contract with ophthalmologists to provide these services to their members. The access standard for urban and semi-urban counties is that an ophthalmologist be available within 25 miles of the member’s residence. For rural and frontier counties, an ophthalmologist should be available within 100 miles of the member’s residence.
Orthopedics	Orthopedists are doctors who specialize in disorders of the bones, ligaments, tendons and joints. The KanCare MCOs contract with orthopedists to provide these services to their members. The access standard for urban and semi-urban counties is that an orthopedist be available within 25 miles of the member’s residence. For rural and frontier counties, an orthopedist should be available within 100 miles of the member’s residence.
Otolaryngology	An otolaryngologist is a physician who specializes in the diagnosis and treatment of disorders of the head and neck. This specialty is more commonly known as ENT (ear, nose, and throat). The access standard for urban and semi-urban counties is that an otolaryngologist be available within 25 miles of the member’s residence. For rural and frontier counties, an otolaryngologist should be available within 100 miles of the member’s residence.
Physical Medicine/Rehab	Physical medicine and rehabilitation is an area of medicine that strives to restore and enhance function and quality of life to those with physical impairments or disabilities. A physician in this field, a physiatrist, specializes in restoring function to people with injuries to the muscles, bones, tissues, and nervous system (such as stroke patients). The access standard for urban and semi-urban counties is that a physiatrist be available within 25 miles of the member’s residence. For rural and frontier counties, a physiatrist should be available within 100 miles of the member’s residence.
Plastic & Reconstructive Surgery	A plastic surgeon specializes in the correction or restoration of form and function. Although cosmetic surgery is the most well-known type of plastic surgery, most plastic surgery is not cosmetic. Plastic surgeons deal with reconstructive surgery as well as the treatment of burns. The access standard for urban and semi-urban counties is that a plastic surgeon be available within 25 miles of the member’s residence. For rural and frontier counties, a plastic surgeon should be available within 100 miles of the member’s residence.



**KanCare Managed Care
Organization Network Access as of
January 1, 2021**

Podiatry	A podiatrist is a physician who specializes in the diagnosis and treatment of disorders of the foot, ankle, and lower extremities. The access standard for urban and semi-urban counties is that a podiatrist be available within 25 miles of the member's residence. For rural and frontier counties, a podiatrist should be available within 100 miles of the member's residence.
Psychiatrist	A psychiatrist is a physician who specializes in the prevention, diagnosis, and treatment of mental, addictive, and emotional disorders. The KanCare MCOs contract with psychiatrists to provide these services to their members. The access standard for urban and semi-urban counties is that a psychiatrist be available within 15 miles of the member's residence. For rural and frontier counties, a psychiatrist should be available within 60 miles of the member's residence.
Pulmonary Disease	A pulmonologist is a physician who diagnoses and treats diseases and conditions of the lungs and chest. Pulmonology often involves managing patients who need life support and mechanical ventilation. The access standard for urban and semi-urban counties is that a pulmonologist be available within 25 miles of the member's residence. For rural and frontier counties, a pulmonologist should be available within 100 miles of the member's residence.
Urology	Urology focuses on the urinary tract in males and females, and on the reproductive system in males. Urologists diagnose, treat, and manage patients with urological disorders. The organs covered by urology include the kidneys, ureters, urethra, urinary bladder, adrenal gland and the male reproductive organs. The access standard for urban and semi-urban counties is that a urologist be available within 25 miles of the member's residence. For rural and frontier counties, a urologist should be available within 100 miles of the member's residence.
Hospital	Hospitals are healthcare institutions that provide patient treatment by specialized staff and equipment. Hospitals most commonly provide overnight stays for people with serious or life threatening health problems, emergency care, and surgical care. The KanCare MCOs contract with hospitals to provide these services to their members. The access standard for both urban and rural counties is that a hospital be available within 30 miles of the member's residence.
Optometry	An optometrist is a health care professional who is licensed to provide primary eye care services. The KanCare MCOs contract with optometrists to provide these services to their members. The access standard for both urban and rural counties is that an optometrist be available within 30 minutes transport time of the member's residence. The plans have used 30 miles as a proxy for 30 minutes transport time.
Dental Primary Care	Dental primary care includes dental procedures or protocols that attempt to preserve oral hard tissues (teeth) and soft tissues (gums) in good health. Common examples of services include checkups, cleanings, fluoride treatment and sealants. The KanCare MCOs contract with dental providers, including general dentistry practitioners and pediatric dentists, to provide primary dental care services to their members. The access standard for urban and semi-urban counties is that dental primary care be available within 20 miles of the member's residence. For rural and frontier counties, dental primary care should be available within 30 miles of the member's residence.
Retail Pharmacy	Retail pharmacists are medical professionals who prepare and sell prescription drugs as directed by physicians. Pharmacists use their knowledge and training to counsel customers on the appropriate dosages as well as provide instructions concerning the safety of combining certain medications. The KanCare MCOs contract with retail pharmacies to provide these services to their members. The access standard for urban and semi-urban counties is that a retail pharmacy be available within 10 miles of the member's residence. For rural and frontier counties, a retail pharmacy should be available within 30 miles of the member's residence.
Behavioral Health	Behavioral healthcare refers to a continuum of services for individuals at risk of, or suffering from, mental, behavioral, or addictive disorders. The KanCare MCOs contract with behavioral health providers, including mental health and substance use disorder providers, to offer these services to their members. The access standard for urban and semi-urban counties is that behavioral health services be available within 30 miles of the member's residence. For densely-settled rural counties, behavioral health services should be available within 45 miles of the member's residence. For rural and frontier counties, behavioral health services should be available within 60 miles of the member's residence. The KanCare MCOs were instructed to exclude Community Mental Health Centers (CMHCs), Psychiatric Residential Treatment Facilities (PRTFs), and Regional Alcohol and Drug Assessment Centers (RADACs) when creating these maps, as all of these providers must be in network for all plans due to the nature of service they provide.