



GEO-ACCESS MAPS

For 3rd Quarter 2021

The following Geo-Access maps are generated by the KanCare Managed Care Organizations (MCOs) each quarter and illustrate the geographical coverage of providers throughout the state for specific provider types. The format for the maps has been updated to reflect changes with KanCare 2.0 and in accordance with the Medicaid and CHIP Managed Care Final Rule.

The Geographic Mapping Reports allow KDHE to evaluate the growth of the network, identify gaps in coverage, monitor MCO compliance with the KanCare Network Adequacy Standards, and provide constructive feedback to the MCOs.

The provider categories included in the maps are listed below:

- Adult Primary Care Providers (PCPs)
- Pediatric Primary Care Providers (PCPs)
- OB/GYN
- Adult Behavioral Health (non-waiver)
- Pediatric Behavioral Health (non-waiver)
- Adult Specialists
- Pediatric Specialists
- Hospital
- Pharmacy
- Dental and Vision
- Ancillary Services
- HCBS (fixed-site)

Each map identifies the specialty and—where applicable—population for the service identified. Only providers contracted for the specified service are shown, including providers in border states. Provider service locations are identified on each map as a small dot and colored circles are used to represent the radius in miles from each provider service location (for the identified urban-rural classification). The size of each circle corresponds to distance requirements identified in the network standards.

For each map, a count will display the number of unique providers and locations. In some instances, many providers practice in a single location. Providers may also have multiple practice locations.

The index below identifies the classification indicators used in the maps. For all maps, the following scale is used.



Adult Services

- Urban/Semi-Urban
- Densely Settled/Rural/Frontier
- Border State
- Provider Locations

Pediatric Services

- Urban/Semi-Urban
- Densely Settled/Rural/Frontier
- Border State
- Provider Locations

HCBS Services

- Urban/Semi-Urban
- Densely Settled/Rural/Frontier
- Border State
- Provider Locations

Hospital, Ancillary, Pharmacy, and Vision Services

- Urban/Semi-Urban
- Densely Settled/Rural/Frontier
- Border State
- Provider Locations



KanCare Managed Care Organization
 Mapped Provider Count Report
Aetna Better Health

Provider Specialty Type	# Unique Providers	# Unique Locations	URBAN & SEMI-URBAN		RURAL & FRONTIER	
			Percent of Members within Access Standard	Mean Distance from Member to Provider Type	Percent of Members within Access Standard	Mean Distance from Member to Provider Type
Primary Care Physicians			<i>20 MILES / 40 MINUTES</i>		<i>30 MILES / 45 MINUTES</i>	
Adult Primary Care Providers	2423	750	100.0%	1.5	100.0%	4.2
Pediatric Primary Care Providers	3028	785	100.0%	1.6	100.0%	4.3
OB/GYN			<i>15 MILES / 30 MINUTES</i>		<i>60 MILES / 90 MINUTES</i>	
OB/GYN	488	237	99.9%	3.2	100.0%	14.7
Behavioral Health			<i>30 MILES / 60 MINUTES</i>		<i>60 MILES / 90 MINUTES</i>	
Adult Behavioral Health	3501	1022	100.0%	1.4	100.0%	6.0
Pediatric Behavioral Health	3958	1038	100.0%	1.5	100.0%	6.1
Specialist			<i>30 MILES / 60 MINUTES</i>		<i>90 MILES / 135 MINUTES</i>	
ADULT SPECIALIST			<i>30 MILES / 60 MINUTES</i>		<i>90 MILES / 135 MINUTES</i>	
Allergy	40	46	97.0%	8.2	100.0%	41.3
Cardiology	503	272	100.0%	3.0	100.0%	17.3
Dermatology	57	81	99.8%	7.4	100.0%	22.4
Gastroenterology	139	104	100.0%	7.7	94.7%	50.8
General Surgery	453	297	100.0%	3.2	100.0%	9.0
Hematology/Oncology	249	149	100.0%	4.9	100.0%	24.6
Nephrology	126	102	100.0%	6.3	100.0%	27.1
Neurology	352	180	100.0%	4.4	100.0%	19.9
Ophthalmology	114	89	100.0%	5.7	100.0%	25.2
Orthopedics	292	217	100.0%	3.4	100.0%	12.3
Otolaryngology	133	97	100.0%	5.9	100.0%	27.2
Physical Medicine/Rehab	81	81	100.0%	7.1	82.9%	65.0
Plastic and Reconstructive Surgery	56	86	96.6%	9.9	92.4%	56.4
Podiatry	64	76	100.0%	6.6	100.0%	21.9
Psychiatrist	504	353	100.0%	2.5	100.0%	8.4
NOTE: The standard for this specialty differs from other specialties in this group.			<i>15 MILES / 30 MINUTES</i> ↑		<i>60 MILES / 90 MINUTES</i> ↑	
Pulmonary Disease	210	134	100.0%	5.7	100.0%	27.2
Urology	119	77	100.0%	6.4	99.8%	25.1



KanCare Managed Care Organization
 Mapped Provider Count Report
Aetna Better Health

Provider Specialty Type	# Unique Providers	# Unique Locations	URBAN & SEMI-URBAN		RURAL & FRONTIER	
			Percent of Members within Access Standard	Mean Distance from Member to Provider Type	Percent of Members within Access Standard	Mean Distance from Member to Provider Type
PEDIATRIC SPECIALIST			30 MILES / 60 MINUTES		90 MILES / 135 MINUTES	
Allergy	40	46	97.7%	8.0	100.0%	45.3
Cardiology	503	272	100.0%	3.2	100.0%	16.6
Dermatology	57	81	99.9%	6.9	100.0%	21.5
Gastroenterology	139	104	100.0%	7.6	90.7%	58.7
General Surgery	453	297	100.0%	3.5	100.0%	8.7
Hematology/Oncology	249	149	100.0%	5.1	100.0%	23.0
Neonatology	56	22	94.4%	15.3	66.4%	97.7
Nephrology	126	102	100.0%	6.3	100.0%	29.5
Neurology	352	180	100.0%	4.6	100.0%	21.4
Ophthalmology	114	89	100.0%	5.4	100.0%	27.4
Orthopedics	292	217	100.0%	3.6	100.0%	12.2
Otolaryngology	133	97	100.0%	6.0	100.0%	30.3
Physical Medicine/Rehab	81	81	100.0%	6.8	74.9%	79.8
Plastic and Reconstructive Surgery	56	86	97.2%	9.2	87.1%	66.2
Podiatry	64	76	100.0%	6.6	100.0%	22.9
Psychiatrist	502	352	100.0%	2.7	100.0%	8.5
NOTE: The standard for this specialty differs from other specialties in this group.			15 MILES / 30 MINUTES ↑		60 MILES / 90 MINUTES ↑	
Pulmonary Disease	210	134	100.0%	5.7	100.0%	30.0
Urology	119	77	100.0%	6.7	99.7%	24.3
Hospital			30 MILES / 60 MINUTES		60 MILES / 90 MINUTES	
Hospital	151	156	100.0%	4.3	100.0%	6.7
Pharmacy			10 MILES / 20 MINUTES		30 MILES / 45 MINUTES	
Pharmacy	671	661	99.9%	1.6	100.0%	4.1
Vision			30 MILES / 60 MINUTES		60 MILES / 90 MINUTES	
Optometry	433	300	100.0%	2.0	100.0%	11.6
Dental			20 MILES / 40 MINUTES		30 MILES / 45 MINUTES	
Adult Dental Primary Care	372	233	100.0%	2.6	97.9%	10.0
Pediatric Dental Primary Care	442	263	100.0%	2.6	97.8%	9.7



KanCare Managed Care Organization
 Mapped Provider Count Report
Aetna Better Health

Provider Specialty Type	# Unique Providers	# Unique Locations	URBAN & SEMI-URBAN		RURAL & FRONTIER	
			Percent of Members within Access Standard	Mean Distance from Member to Provider Type	Percent of Members within Access Standard	Mean Distance from Member to Provider Type
Ancillary Services			30 MILES / 60 MINUTES		60 MILES / 90 MINUTES	
Physical Therapy	658	223	100.0%	3.3	100.0%	14.3
Occupational Therapy	221	110	100.0%	4.2	92.7%	30.8
Speech Therapy	195	102	97.5%	6.9	73.1%	55.1
X-Ray	169	172	100.0%	4.1	100.0%	6.7
Lab	194	202	100.0%	4.1	100.0%	6.6
NOTE: The standard for this specialty differs from other specialties in this group.					30 MILES / 60 MINUTES ↑	

Provider Specialty Type	# Unique Providers	# Unique Locations	URBAN & SEMI-URBAN		RURAL & FRONTIER	
			Percent of Members within Access Standard	Mean Distance from Member to Specialist	Percent of Members within Access Standard	Mean Distance from Member to Specialist
Adult Day Care PT 55/PS 410/PC S5101 & S5102			30 MILES / 60 MINUTES		60 MILES / 100 MINUTES	
FE Waiver Providers	128	133	100.0%	4.4	100.0%	13.4
Day Supports PT 55/PS 520/PC T2021			30 MILES / 60 MINUTES		60 MILES / 100 MINUTES	
IDD Waiver Providers	120	137	100.0%	3.6	100.0%	16.9



KanCare Managed Care Organization
 Mapped Provider Count Report
Sunflower State Health Plan

Provider Specialty Type	# Unique Providers	# Unique Locations	URBAN & SEMI-URBAN		RURAL & FRONTIER	
			Percent of Members within Access Standard	Mean Distance from Member to Provider Type	Percent of Members within Access Standard	Mean Distance from Member to Provider Type
Primary Care Physicians			<i>20 MILES / 40 MINUTES</i>		<i>30 MILES / 45 MINUTES</i>	
Adult Primary Care Providers	3,319	1,179	100.0%	1.4	100.0%	3.1
Pediatric Primary Care Providers	4,217	1,220	100.0%	1.4	100.0%	3.2
OB/GYN			<i>15 MILES / 30 MINUTES</i>		<i>60 MILES / 90 MINUTES</i>	
OB/GYN	467	242	99.9%	2.9	100.0%	13.9
Behavioral Health			<i>30 MILES / 60 MINUTES</i>		<i>60 MILES / 90 MINUTES</i>	
Adult Behavioral Health	3,786	1,200	100.0%	1.3	100.0%	5.4
Pediatric Behavioral Health	4,346	1,221	100.0%	1.3	100.0%	5.7
Specialist			<i>30 MILES / 60 MINUTES</i>		<i>90 MILES / 135 MINUTES</i>	
ADULT SPECIALIST			<i>30 MILES / 60 MINUTES</i>		<i>90 MILES / 135 MINUTES</i>	
Allergy	46	47	100.0%	6.6	100.0%	40.0
Cardiology	494	206	100.0%	4.0	100.0%	21.2
Dermatology	135	108	100.0%	5.8	99.9%	33.9
Gastroenterology	133	85	100.0%	6.1	95.2%	45.3
General Surgery	455	270	100.0%	3.4	100.0%	9.6
Hematology/Oncology	226	86	100.0%	5.2	99.8%	27.7
Nephrology	121	69	100.0%	6.3	100.0%	30.1
Neurology	369	157	100.0%	4.6	99.1%	31.1
Ophthalmology	146	175	100.0%	3.0	100.0%	17.7
Orthopedics	299	155	100.0%	3.9	100.0%	13.5
Otolaryngology	123	67	100.0%	5.8	100.0%	32.4
Physical Medicine/Rehab	72	57	100.0%	6.3	90.4%	54.7
Plastic and Reconstructive Surgery	53	45	92.3%	11.3	92.6%	58.4
Podiatry	56	55	97.0%	7.6	100.0%	31.6
Psychiatrist*	594	314	99.9%	2.2	98.8%	14.5
*NOTE: The standard for this specialty differs from other specialties in this group.			<i>15 MILES / 30 MINUTES</i>		<i>60 MILES / 90 MINUTES</i>	
Pulmonary Disease	211	90	100.0%	5.4	94.7%	45.6
Urology	108	78	100.0%	6.2	99.8%	28.8



KanCare Managed Care Organization
 Mapped Provider Count Report
Sunflower State Health Plan

Provider Specialty Type	# Unique Providers	# Unique Locations	URBAN & SEMI-URBAN		RURAL & FRONTIER	
			Percent of Members within Access Standard	Mean Distance from Member to Provider Type	Percent of Members within Access Standard	Mean Distance from Member to Provider Type
PEDIATRIC SPECIALIST			<i>30 MILES / 60 MINUTES</i>		<i>90 MILES / 135 MINUTES</i>	
Allergy	48	51	100.0%	6.5	100.0%	40.9
Cardiology	494	207	100.0%	4.0	100.0%	21.4
Dermatology	137	109	100.0%	5.9	99.9%	33.7
Gastroenterology	136	87	100.0%	6.1	93.3%	47.8
General Surgery	456	270	100.0%	3.6	100.0%	9.9
Hematology/Oncology	232	87	100.0%	5.4	99.8%	27.2
Neonatology	84	32	99.5%	11.8	71.0%	87.5
Nephrology	121	69	100.0%	6.3	100.0%	30.3
Neurology	370	157	100.0%	4.8	99.1%	30.9
Ophthalmology	147	175	100.0%	3.1	100.0%	19.1
Orthopedics	301	156	100.0%	4.0	100.0%	13.9
Otolaryngology	123	67	100.0%	5.9	100.0%	33.5
Physical Medicine/Rehab	72	57	100.0%	6.3	88.0%	57.6
Plastic and Reconstructive Surgery	53	45	91.9%	11.5	90.3%	61.8
Podiatry	56	55	97.0%	7.7	100.0%	31.9
Psychiatrist*	598	315	99.9%	2.3	98.8%	15.0
*NOTE: The standard for this specialty differs from other specialties in this group.			<i>15 MILES / 30 MINUTES</i>		<i>60 MILES / 90 MINUTES</i>	
Pulmonary Disease	211	90	100.0%	5.5	92.7%	48.9
Urology	108	78	100.0%	6.5	99.8%	28.4
Hospital			<i>30 MILES / 60 MINUTES</i>		<i>60 MILES / 90 MINUTES</i>	
Hospital	290	325	100.0%	3.3	100.0%	5.4
Pharmacy			<i>10 MILES / 20 MINUTES</i>		<i>30 MILES / 45 MINUTES</i>	
Pharmacy	635	625	99.8%	1.5	100.0%	3.8
Vision			<i>30 MILES / 60 MINUTES</i>		<i>60 MILES / 90 MINUTES</i>	
Optometry	452	409	100.0%	1.8	100.0%	6.5
Dental			<i>20 MILES / 40 MINUTES</i>		<i>30 MILES / 45 MINUTES</i>	
Adult Dental Primary Care	280	248	100.0%	3.0	99.9%	7.8
Pediatric Dental Primary Care	268	203	100.0%	2.6	96.9%	13.1



KanCare Managed Care Organization
 Mapped Provider Count Report
Sunflower State Health Plan

Provider Specialty Type	# Unique Providers	# Unique Locations	URBAN & SEMI-URBAN		RURAL & FRONTIER	
			Percent of Members within Access Standard	Mean Distance from Member to Provider Type	Percent of Members within Access Standard	Mean Distance from Member to Provider Type
Ancillary Services			<i>30 MILES / 60 MINUTES</i>		<i>60 MILES / 90 MINUTES</i>	
Physical Therapy	803	382	100.0%	2.5	100.0%	5.0
Occupational Therapy	347	269	100.0%	2.7	100.0%	8.1
Speech Therapy	277	150	100.0%	3.7	100.0%	22.5
X-Ray	185	197	100.0%	4.0	100.0%	8.3
Lab*	185	188	100.0%	4.7	100.0%	9.1
*NOTE: The standard for this specialty differs from other specialties in this group.			<i>30 MILES / 60 MINUTES</i>			

Provider Specialty Type	# Unique Providers	# Unique Locations	URBAN & SEMI-URBAN		RURAL & FRONTIER	
			Percent of Members within Access Standard	Mean Distance from Member to Specialist	Percent of Members within Access Standard	Mean Distance from Member to Specialist
Adult Day Care PT 55/PS 410/PC S5101 & S5102			<i>30 MILES / 60 MINUTES</i>		<i>60 MILES / 100 MINUTES</i>	
FE Waiver Providers	176	181	100.0%	2.3	100.0%	9.1
Day Supports PT 55/PS 520/PC T2021			<i>30 MILES / 60 MINUTES</i>		<i>60 MILES / 100 MINUTES</i>	
IDD Waiver Providers	191	257	100.0%	2.1	100.0%	9.1



KanCare Managed Care Organization
 Mapped Provider Counts Report
United HealthCare

Provider Specialty Type	# Unique Providers	# Unique Locations	URBAN & SEMI-URBAN		RURAL & FRONTIER	
			Percent of Members within Access Standard	Mean Distance from Member to Provider Type	Percent of Members within Access Standard	Mean Distance from Member to Provider Type
Primary Care Physicians			<i>20 MILES / 40 MINUTES</i>		<i>30 MILES / 45 MINUTES</i>	
Adult Primary Care Providers	3635	1142	99.9%	0.9	100.0%	2.2
Pediatric Primary Care Providers	3874	1145	99.9%	1.0	100.0%	2.5
OB/GYN			<i>15 MILES / 30 MINUTES</i>		<i>60 MILES / 90 MINUTES</i>	
OB/GYN	279	199	98.3%	2.5	98.7%	12.5
Behavioral Health			<i>30 MILES / 60 MINUTES</i>		<i>60 MILES / 90 MINUTES</i>	
Adult Behavioral Health	3360	1317	100.0%	0.9	100.0%	4.2
Pediatric Behavioral Health	3831	1358	100.0%	0.9	100.0%	4.2
Specialist			<i>30 MILES / 60 MINUTES</i>		<i>90 MILES / 135 MINUTES</i>	
ADULT SPECIALIST			<i>30 MILES / 60 MINUTES</i>		<i>90 MILES / 135 MINUTES</i>	
Allergy	44	62	99.5%	5.2	96.6%	28.4
Cardiology	354	203	99.9%	3.0	100.0%	12.1
Dermatology	57	78	96.5%	6.0	99.6%	20.7
Gastroenterology	111	96	99.6%	4.5	94.8%	31.9
General Surgery	316	262	100.0%	2.4	100.0%	7.8
Hematology/Oncology	205	137	99.9%	3.5	99.8%	13.1
Nephrology	74	63	99.6%	5.3	99.7%	24.3
Neurology	230	166	100.0%	2.9	100.0%	16.3
Ophthalmology	80	105	99.9%	2.9	100.0%	18.2
Orthopedics	233	180	100.0%	2.7	100.0%	9.1
Otolaryngology	95	105	100.0%	3.8	100.0%	17.0
Physical Medicine/Rehab	77	117	99.9%	3.9	99.7%	20.4
Plastic and Reconstructive Surgery	45	49	96.6%	6.1	84.3%	47.7
Podiatry	59	102	98.8%	4.2	100.0%	13.1
Psychiatrist	460	384	99.6%	1.7	100.0%	6.2
NOTE: The standard for this specialty differs from other specialties in this group.			<i>15 MILES / 30 MINUTES</i> ↑		<i>60 MILES / 90 MINUTES</i> ↑	
Pulmonary Disease	128	103	99.9%	4.1	99.9%	22.9
Urology	111	120	100.0%	3.6	100.0%	12.7



KanCare Managed Care Organization
 Mapped Provider Counts Report
United HealthCare

Provider Specialty Type	# Unique Providers	# Unique Locations	URBAN & SEMI-URBAN		RURAL & FRONTIER	
			Percent of Members within Access Standard	Mean Distance from Member to Provider Type	Percent of Members within Access Standard	Mean Distance from Member to Provider Type
PEDIATRIC SPECIALIST			30 MILES / 60 MINUTES		90 MILES / 135 MINUTES	
Allergy	44	62	99.5%	5.2	95.1%	32.1
Cardiology	352	202	99.9%	3.0	100.0%	11.9
Dermatology	57	78	97.1%	5.7	99.7%	20.9
Gastroenterology	111	96	99.7%	4.4	92.2%	37.2
General Surgery	316	262	100.0%	2.5	100.0%	7.8
Hematology/Oncology	205	136	99.9%	3.6	99.8%	12.7
Neonatology	59	28	91.8%	8.8	58.6%	91.1
Nephrology	73	63	99.7%	5.1	99.8%	23.8
Neurology	230	166	100.0%	3.1	100.0%	17.8
Ophthalmology	135	141	99.9%	2.7	100.0%	19.1
Orthopedics	233	180	100.0%	2.9	100.0%	8.9
Otolaryngology	95	105	100.0%	3.9	100.0%	20.5
Physical Medicine/Rehab	77	116	99.9%	4.1	99.8%	22.1
Plastic and Reconstructive Surgery	45	49	97.4%	5.8	78.6%	55.4
Podiatry	59	102	99.1%	4.2	100.0%	12.7
Psychiatrist	460	384	99.6%	1.8	100.0%	6.3
NOTE: The standard for this specialty differs from other specialties in this group.			15 MILES / 30 MINUTES ↑		60 MILES / 90 MINUTES ↑	
Pulmonary Disease	128	103	99.9%	4.1	99.9%	25.8
Urology	111	120	100.0%	3.7	100.0%	12.1
Hospital			30 MILES / 60 MINUTES		60 MILES / 90 MINUTES	
Hospital	208	197	100.0%	2.7	100.0%	5.0
Pharmacy			10 MILES / 20 MINUTES		30 MILES / 45 MINUTES	
Pharmacy	678	652	99.2%	1.2	100.0%	3.2
Vision			30 MILES / 60 MINUTES		60 MILES / 90 MINUTES	
Optometry	466	507	100.0%	1.3	100.0%	4.8
Dental			20 MILES / 40 MINUTES		30 MILES / 45 MINUTES	
Adult Dental Primary Care	292	187	99.9%	2.2	92.8%	9.9
Pediatric Dental Primary Care	340	219	99.8%	2.1	96.6%	8.2



KanCare Managed Care Organization
 Mapped Provider Count Report
United HealthCare

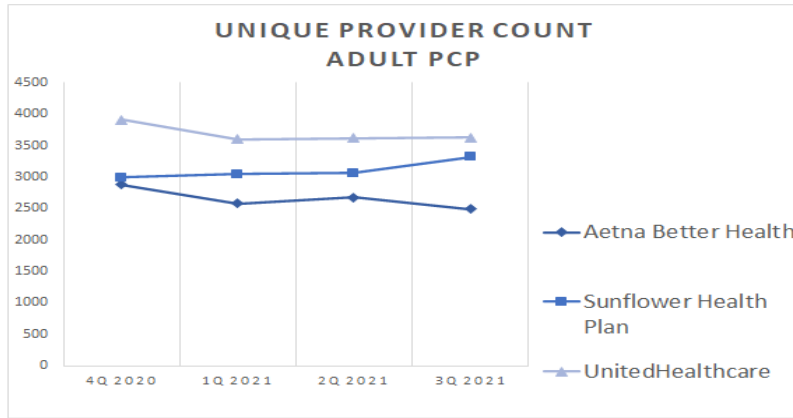
			URBAN & SEMI-URBAN		RURAL & FRONTIER	
Provider Specialty Type	# Unique Providers	# Unique Locations	Percent of Members within Access Standard	Mean Distance from Member to Specialist	Percent of Members within Access Standard	Mean Distance from Member to Specialist
Ancillary Services			<i>30 MILES / 60 MINUTES</i>		<i>60 MILES / 90 MINUTES</i>	
Physical Therapy	586	260	99.9%	2.0	98.8%	13.6
Occupational Therapy	189	138	99.4%	3.2	91.7%	25.3
Speech Therapy	149	85	95.1%	5.5	69.3%	51.1
X-Ray	283	244	100.0%	2.5	100.0%	5.0
Lab	275	238	100.0%	2.6	99.5%	5.0
NOTE: The standard for this specialty differs from other specialties in this group.					<i>30 MILES / 60 MINUTES</i> ↑	
			URBAN & SEMI-URBAN <i>30 MILES / 60 MINUTES</i>		RURAL & FRONTIER <i>60 MILES / 100 MINUTES</i>	
Provider Specialty Type	# Unique Providers	# Unique Locations	Percent of Members within Access Standard	Mean Distance from Member to Specialist	Percent of Members within Access Standard	Mean Distance from Member to Specialist
Adult Day Care PT 55/PS 410/PC S5101 & S5102						
FE Waiver Providers	144	160	100.0%	2.1	100.0%	10.1
Day Supports PT 55/PS 520/PC T2021						
IDD Waiver Providers	168	281	99.9%	1.7	99.5%	6.2

PHYSICIANS

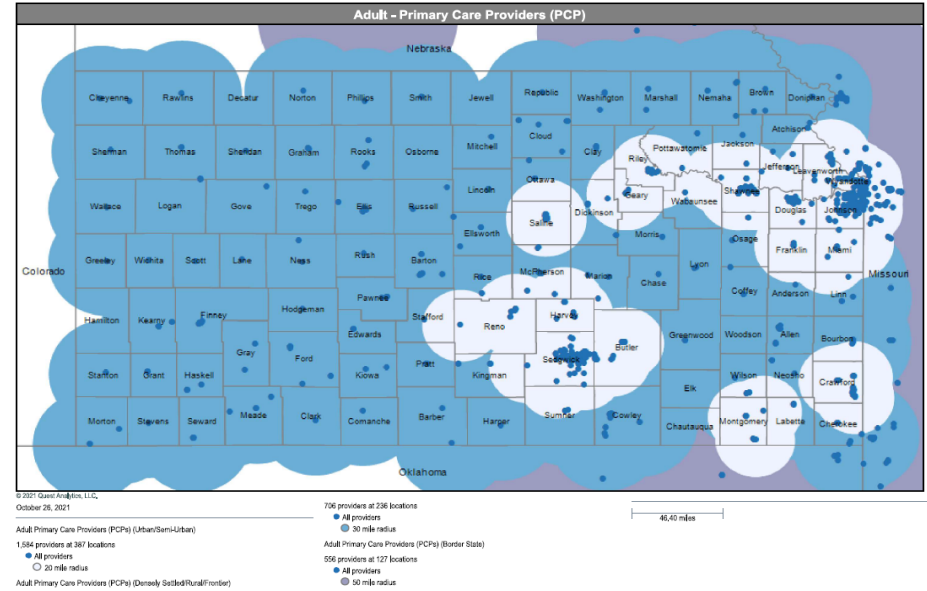
Primary Care Providers (PCP)

Quarterly Unique Provider Count

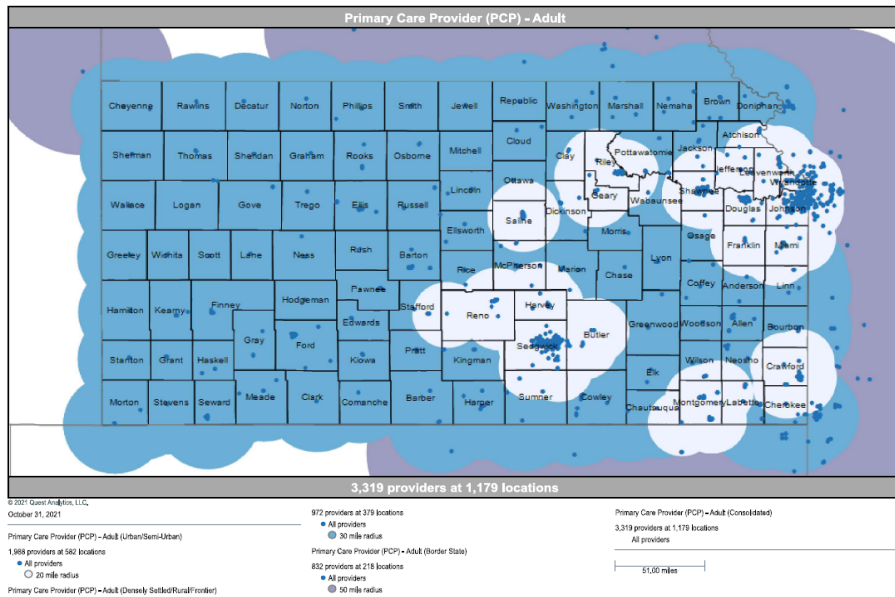
	4Q 2020	1Q 2021	2Q 2021	3Q 2021
Aetna Better Health	2884	2586	2682	2495
Sunflower Health Plan	2999	3052	3066	3319
UnitedHealthcare	3911	3608	3618	3635



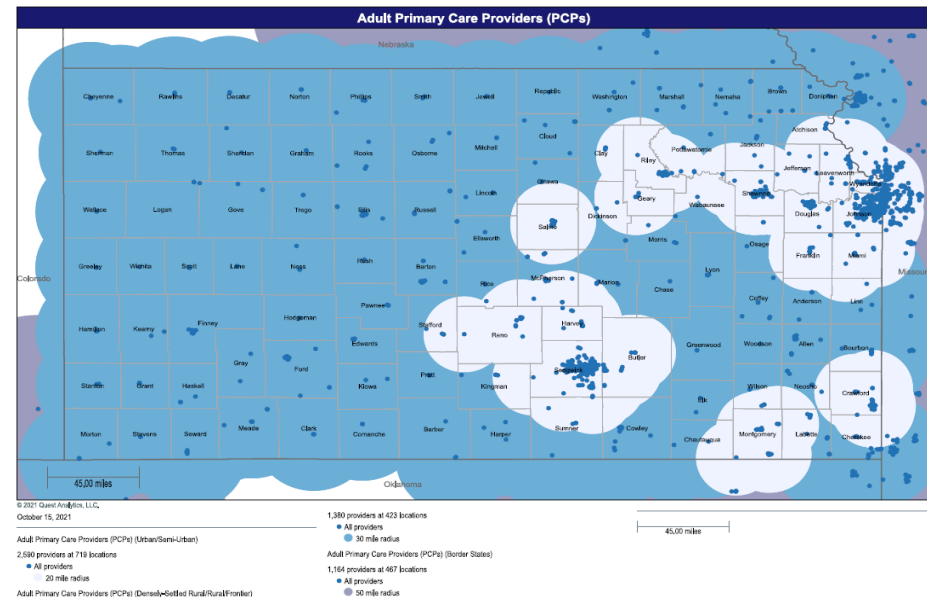
Aetna Better Health



Sunflower Health Plan



UnitedHealthcare

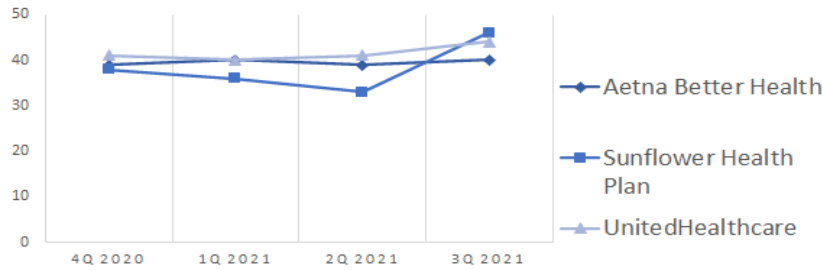


Allergy

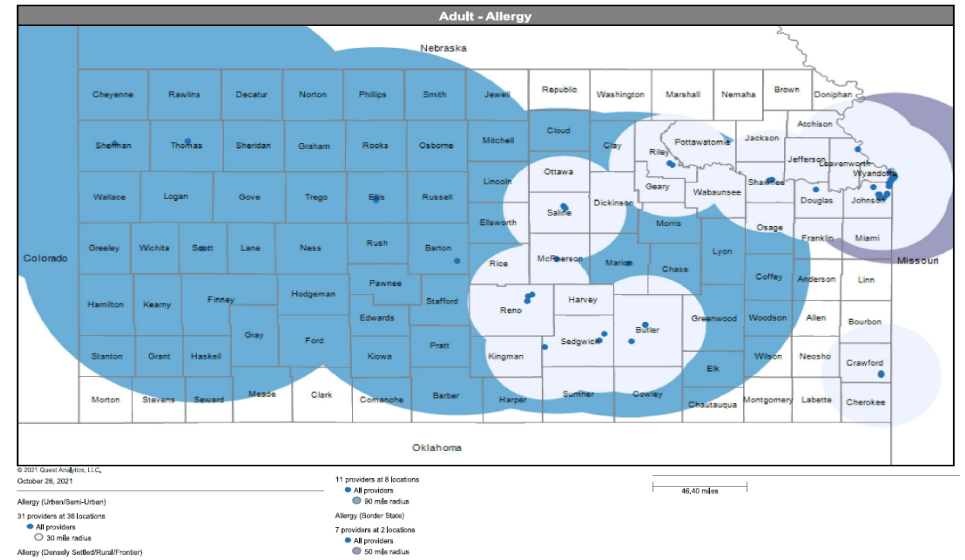
Quarterly Unique Provider Count

	4Q 2020	1Q 2021	2Q 2021	3Q 2021
Aetna Better Health	39	40	39	40
Sunflower Health Plan	38	36	33	46
UnitedHealthcare	41	40	41	44

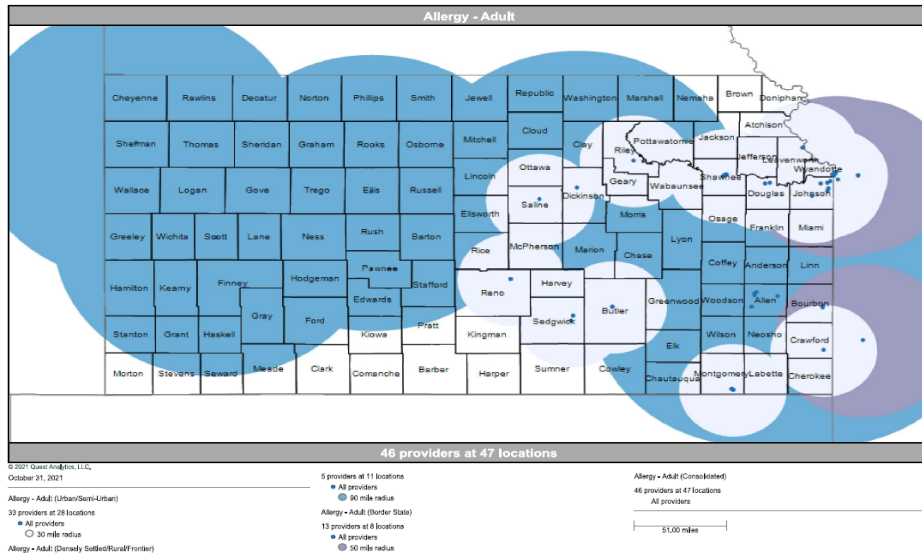
UNIQUE PROVIDER COUNT
ADULT ALLERGY



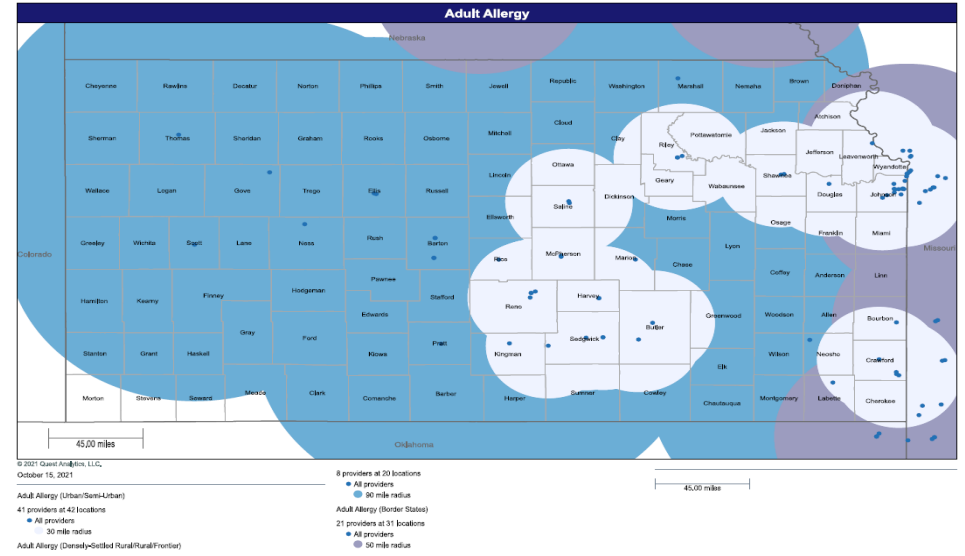
Aetna Better Health



Sunflower Health Plan



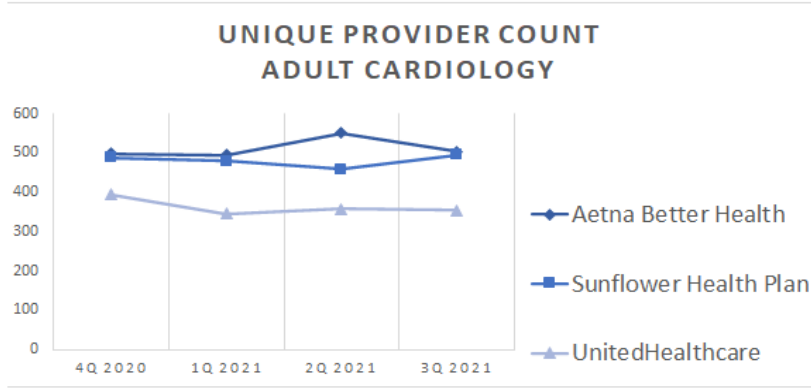
UnitedHealthcare



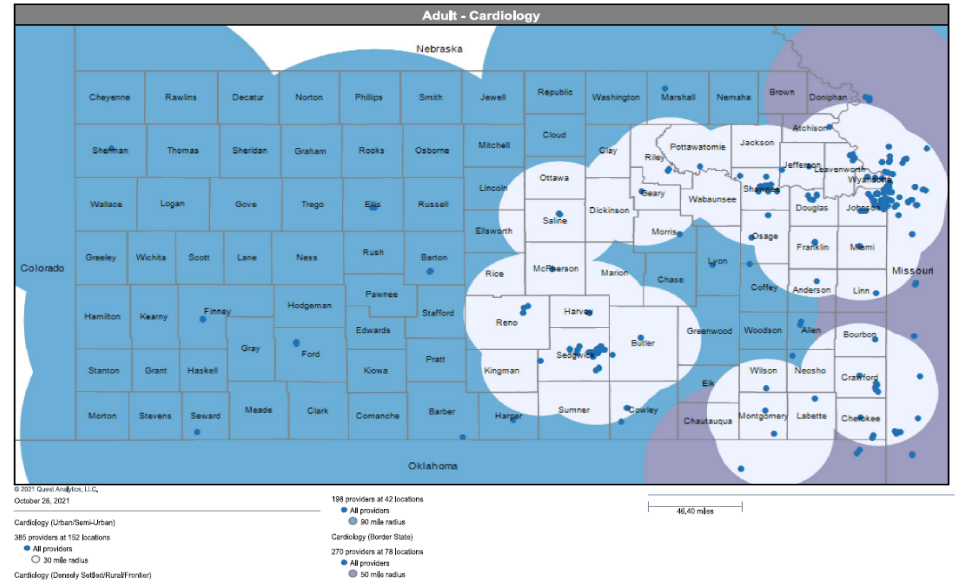
Cardiology

Quarterly Unique Provider Count

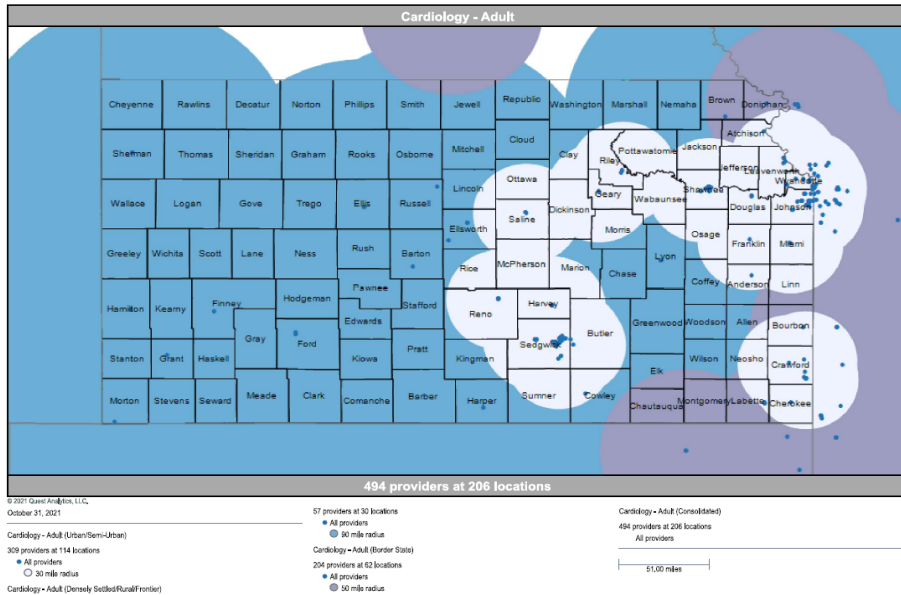
	4Q 2020	1Q 2021	2Q 2021	3Q 2021
Aetna Better Health	498	494	551	503
Sunflower Health Plan	487	479	458	494
UnitedHealthcare	394	346	357	354



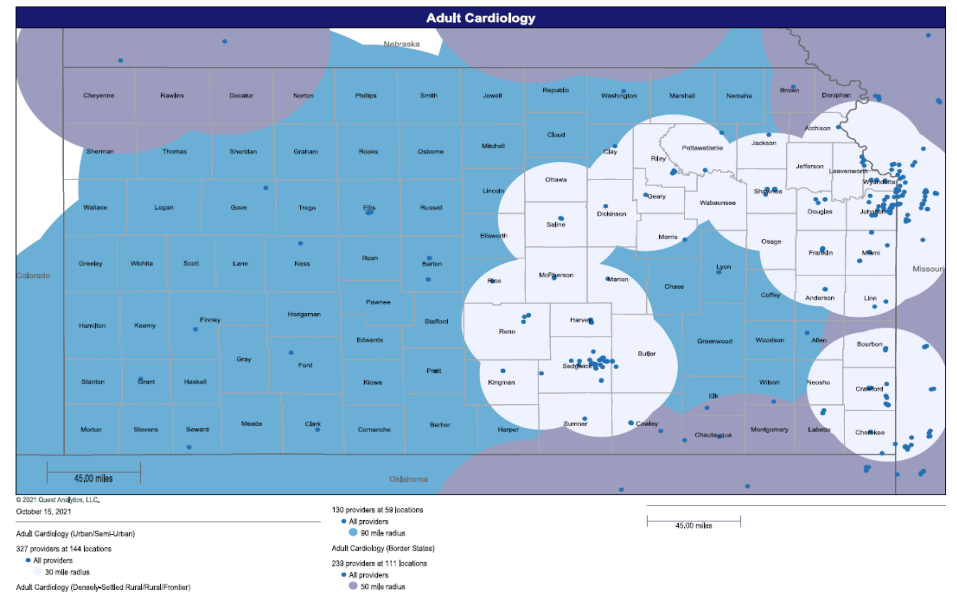
Aetna Better Health



Sunflower Health Plan



UnitedHealthcare

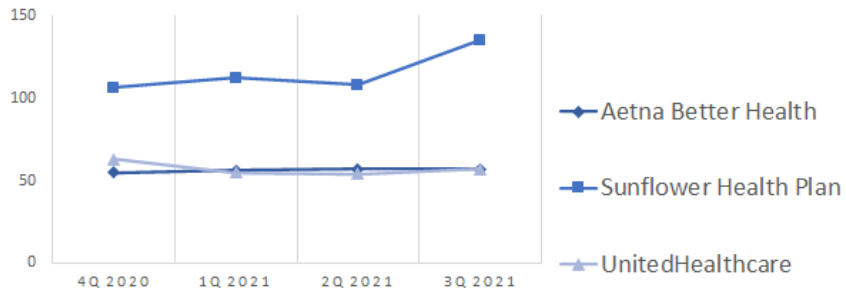


Dermatology

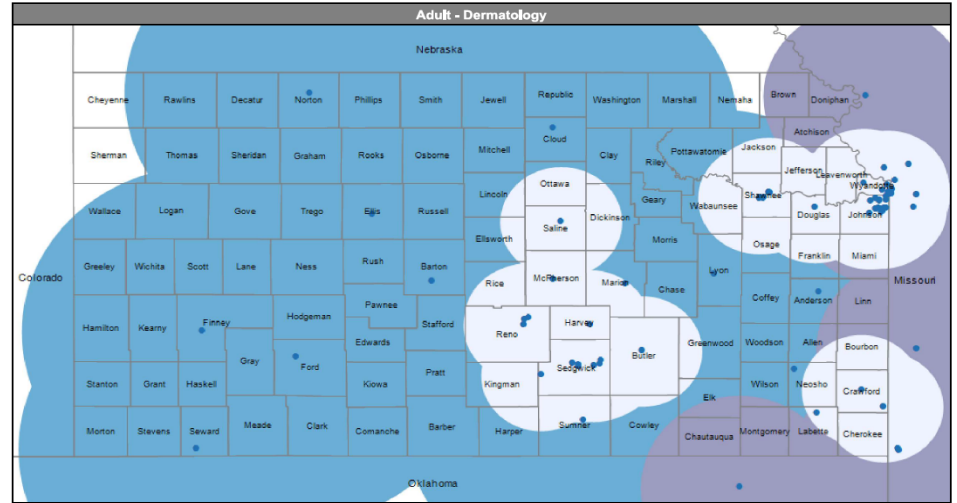
Quarterly Unique Provider Count

	4Q 2020	1Q 2021	2Q 2021	3Q 2021
Aetna Better Health	55	56	57	57
Sunflower Health Plan	106	112	108	135
UnitedHealthcare	63	55	54	57

**UNIQUE PROVIDER COUNT
ADULT DERMATOLOGY**

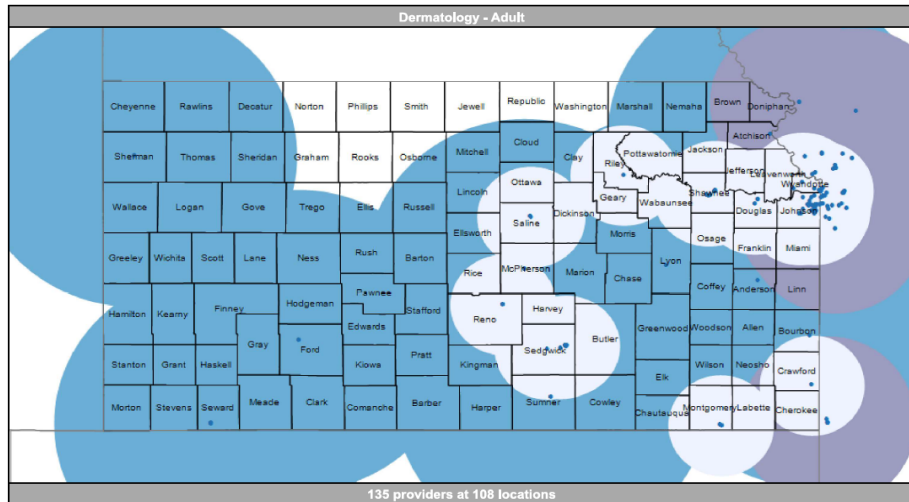


Aetna Better Health



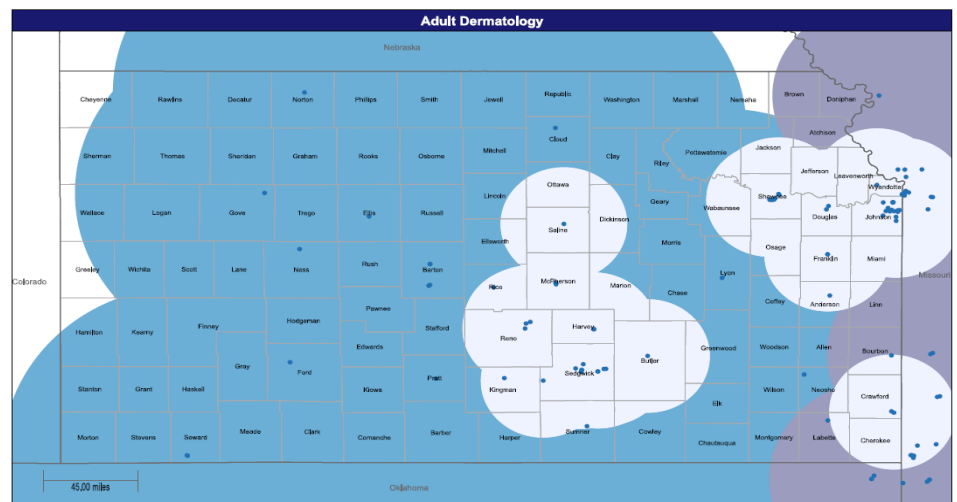
© 2021 Quest Analytics, LLC, October 26, 2021
 Dermatology (Urban/Semi-Urban)
 51 providers at 49 locations
 ● All providers
 ○ 30 mile radius
 Dermatology (Border State)
 14 providers at 17 locations
 ● All providers
 ○ 30 mile radius
 Dermatology (Densely Settled/Rural/Frontier)
 10 providers at 10 locations
 ● All providers
 ○ 30 mile radius

Sunflower Health Plan



© 2021 Quest Analytics, LLC, October 31, 2021
 Dermatology - Adult (Urban/Semi-Urban)
 81 providers at 51 locations
 ● All providers
 ○ 30 mile radius
 Dermatology - Adult (Border State)
 61 providers at 47 locations
 ● All providers
 ○ 30 mile radius
 Dermatology - Adult (Densely Settled/Rural/Frontier)
 9 providers at 10 locations
 ● All providers
 ○ 30 mile radius
 Dermatology - Adult (Consolidated)
 135 providers at 108 locations
 All providers
 ○ 50 mile radius

UnitedHealthcare



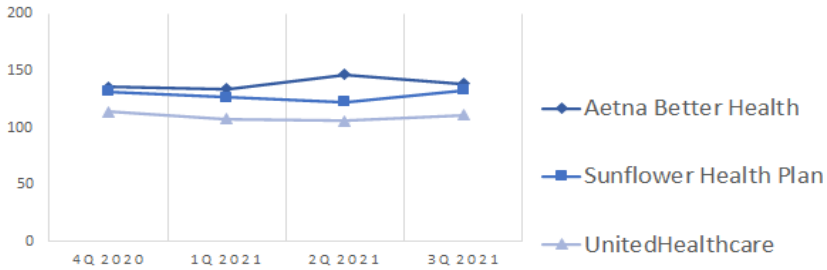
© 2021 Quest Analytics, LLC, October 15, 2021
 Adult Dermatology (Urban/Semi-Urban)
 53 providers at 53 locations
 ● All providers
 ○ 30 mile radius
 Adult Dermatology (Border State)
 25 providers at 32 locations
 ● All providers
 ○ 30 mile radius
 Adult Dermatology (Densely Settled/Rural/Frontier)
 12 providers at 25 locations
 ● All providers
 ○ 30 mile radius

Gastroenterology

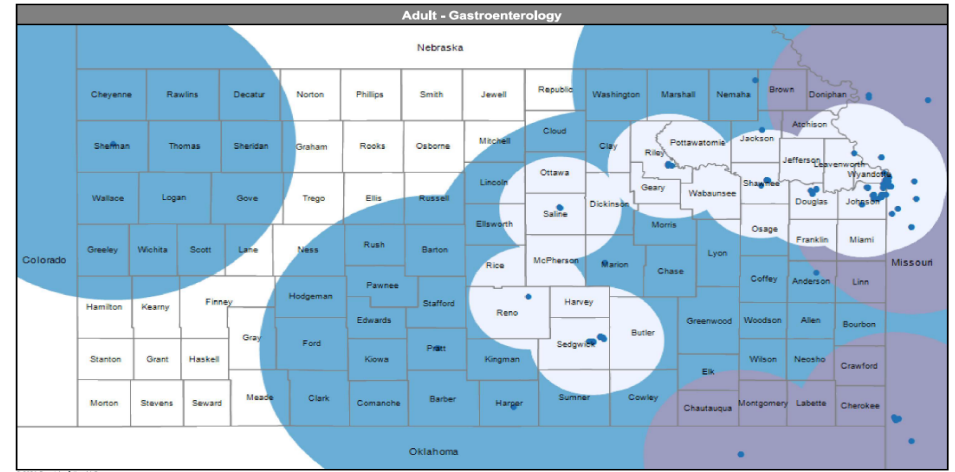
Quarterly Unique Provider Count

	4Q 2020	1Q 2021	2Q 2021	3Q 2021
Aetna Better Health	136	134	147	139
Sunflower Health Plan	132	127	123	133
UnitedHealthcare	114	108	106	111

UNIQUE PROVIDER COUNT
ADULT GASTROENTEROLOGY

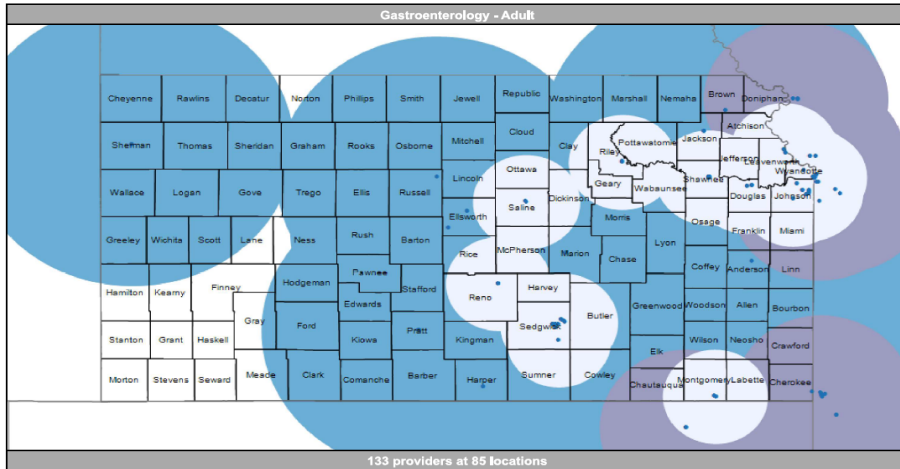


Aetna Better Health



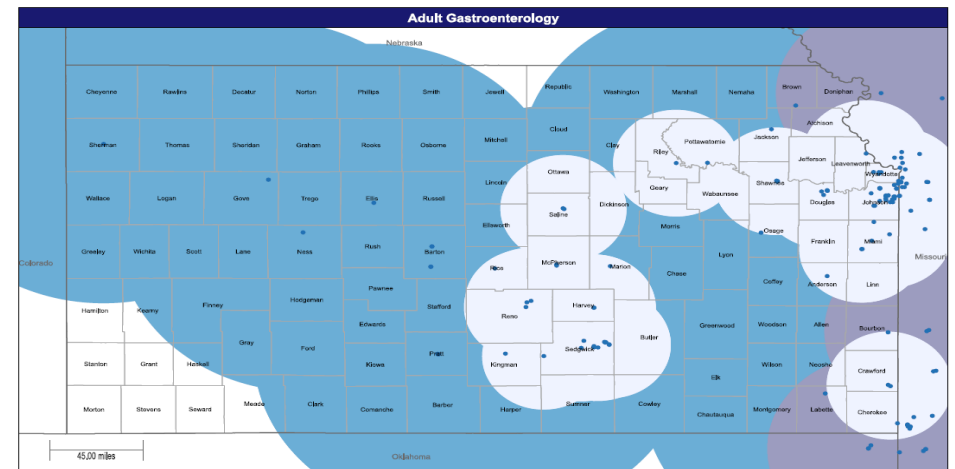
© 2021 Quest Analytics, LLC, October 28, 2021
 Gastroenterology (Urban/Semi-Urban): 8 providers at 8 locations, All providers, 90 mile radius
 Gastroenterology (Border State): 107 providers at 63 locations, All providers, 30 mile radius
 Gastroenterology (Densely Settled Rural/Frontier): 56 providers at 32 locations, All providers, 50 mile radius

Sunflower Health Plan



© 2021 Quest Analytics, LLC, October 31, 2021
 Gastroenterology - Adult (Urban/Semi-Urban): 92 providers at 46 locations, All providers, 30 mile radius
 Gastroenterology - Adult (Border State): 55 providers at 25 locations, All providers, 50 mile radius
 Gastroenterology - Adult (Densely Settled Rural/Frontier): 11 providers at 14 locations, All providers, 90 mile radius
 Gastroenterology - Adult (Consolidated): 133 providers at 85 locations, All providers, 50.00 miles

UnitedHealthcare



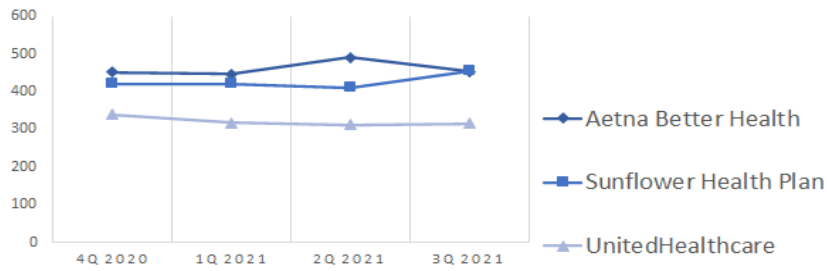
© 2021 Quest Analytics, LLC, October 15, 2021
 Adult Gastroenterology (Urban/Semi-Urban): 14 providers at 24 locations, All providers, 90 mile radius
 Adult Gastroenterology (Border State): 102 providers at 72 locations, All providers, 30 mile radius
 Adult Gastroenterology (Densely Settled Rural/Frontier): 61 providers at 51 locations, All providers, 50 mile radius

General Surgery

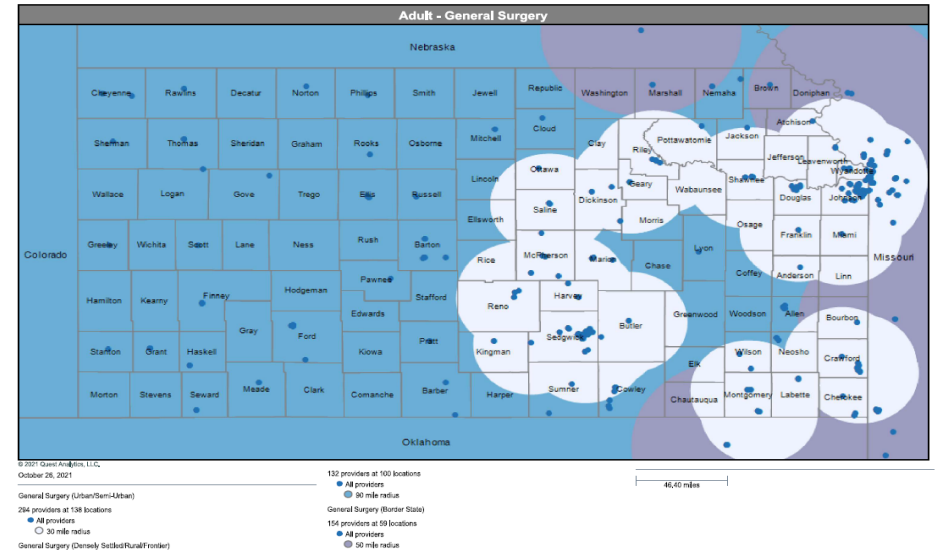
Quarterly Unique Provider Count

	4Q 2020	1Q 2021	2Q 2021	3Q 2021
Aetna Better Health	451	446	491	453
Sunflower Health Plan	421	422	411	455
UnitedHealthcare	340	318	312	316

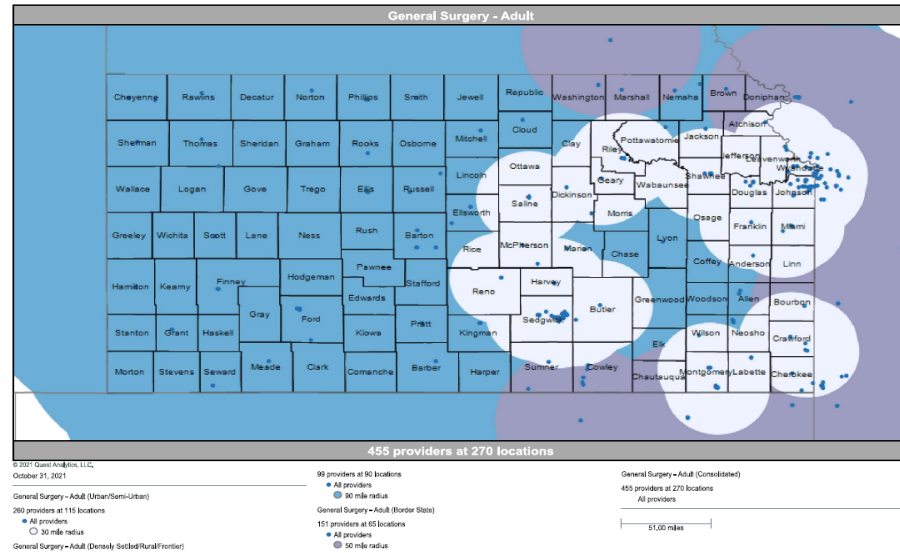
UNIQUE PROVIDER COUNT
ADULT GENERAL SURGERY



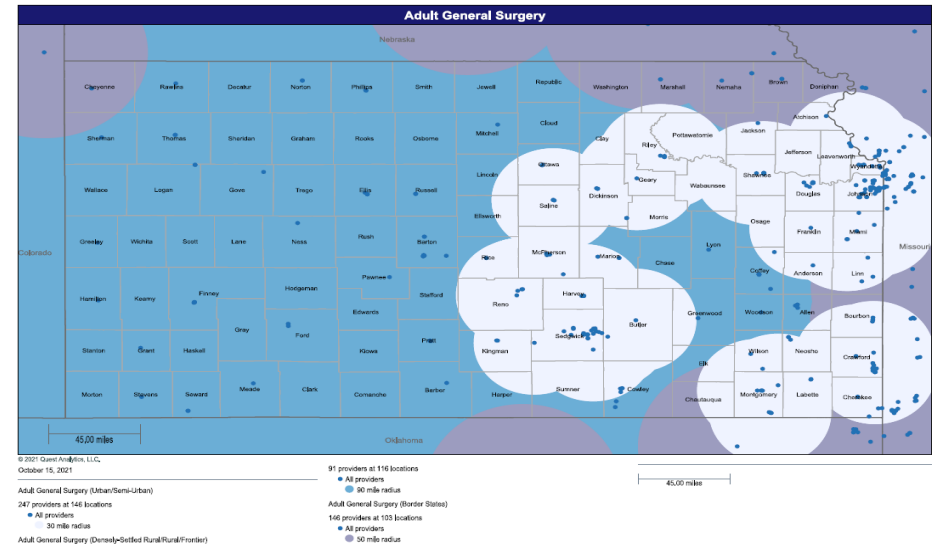
Aetna Better Health



Sunflower Health Plan



UnitedHealthcare

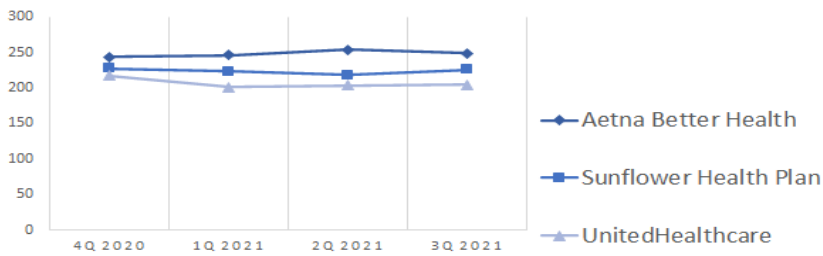


Hematology/Oncology

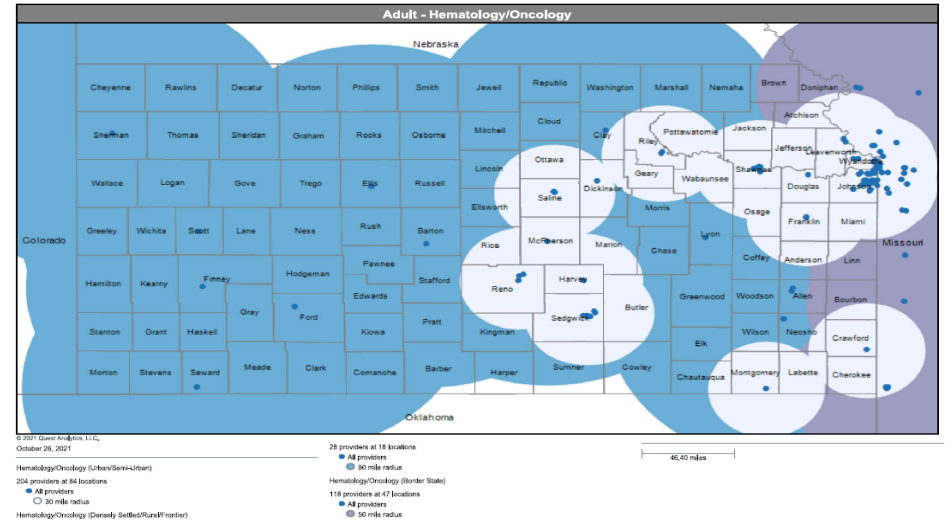
Quarterly Unique Provider Count

	4Q 2020	1Q 2021	2Q 2021	3Q 2021
Aetna Better Health	244	246	254	249
Sunflower Health Plan	228	223	218	226
UnitedHealthcare	217	201	204	205

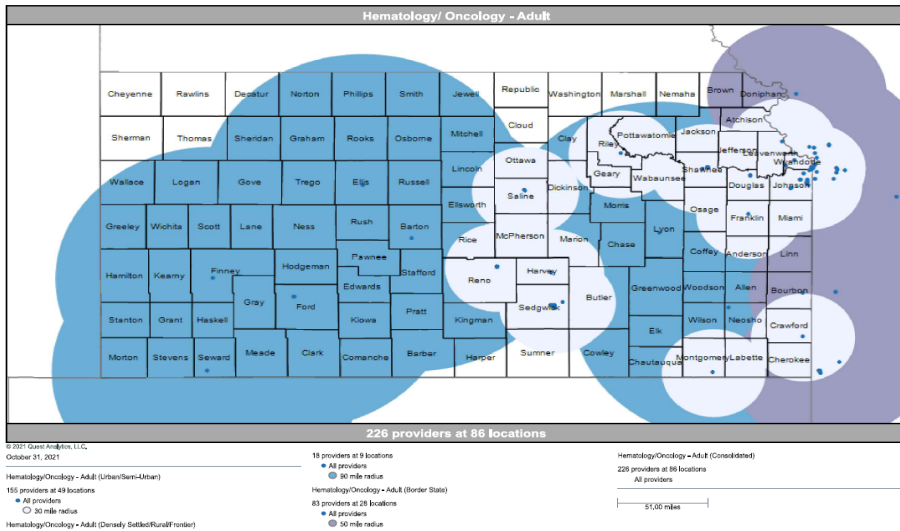
UNIQUE PROVIDER COUNT
ADULT HEMATOLOGY/ONCOLOGY



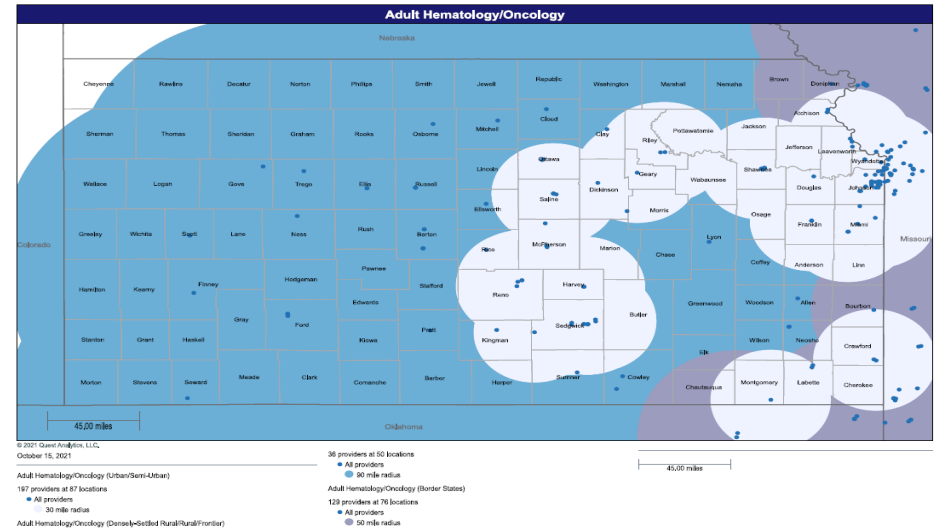
Aetna Better Health



Sunflower Health Plan



UnitedHealthcare

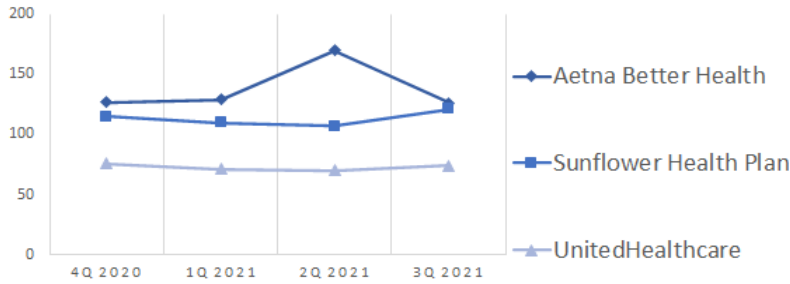


Nephrology

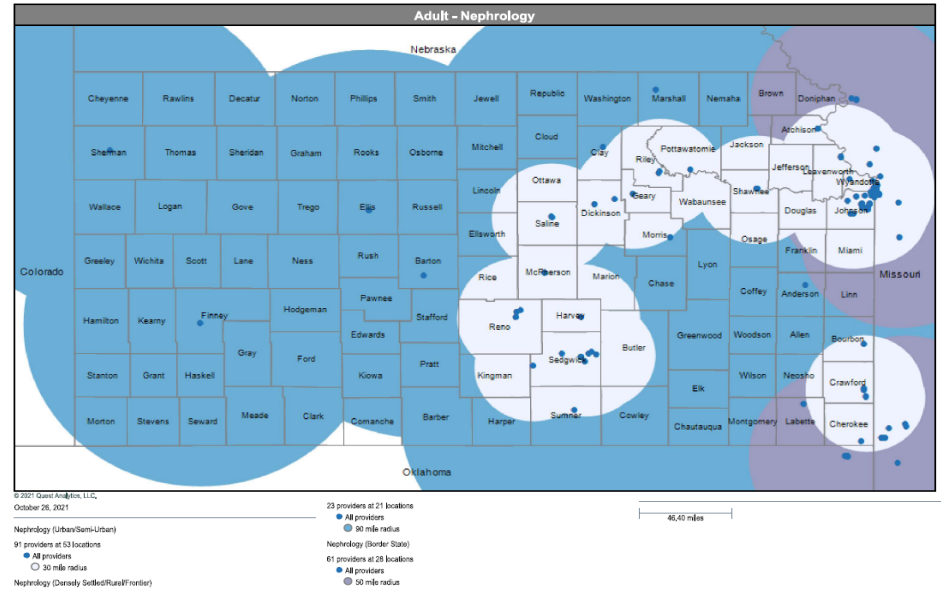
Quarterly Unique Provider Count

	4Q 2020	1Q 2021	2Q 2021	3Q 2021
Aetna Better Health	127	129	170	126
Sunflower Health Plan	115	110	107	121
UnitedHealthcare	76	71	70	74

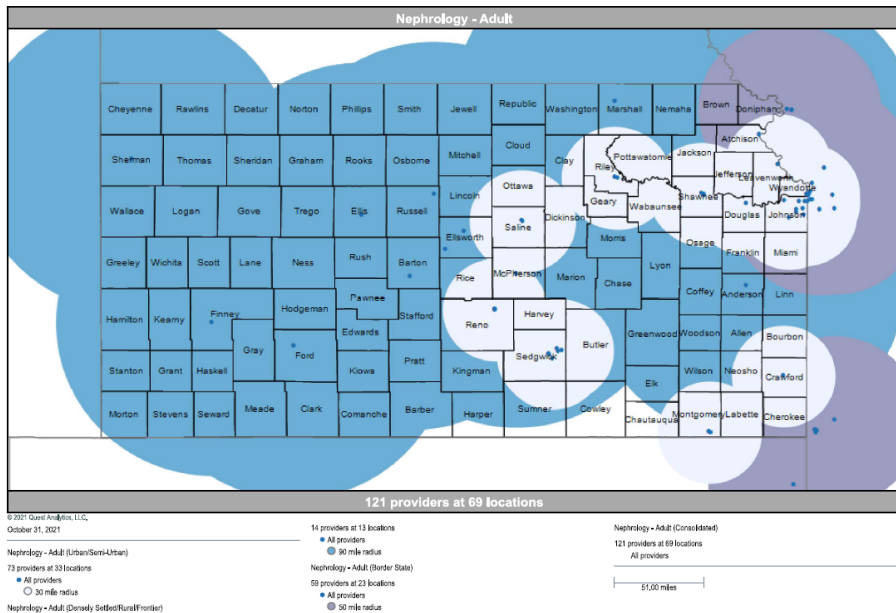
UNIQUE PROVIDER COUNT
ADULT NEPHROLOGY



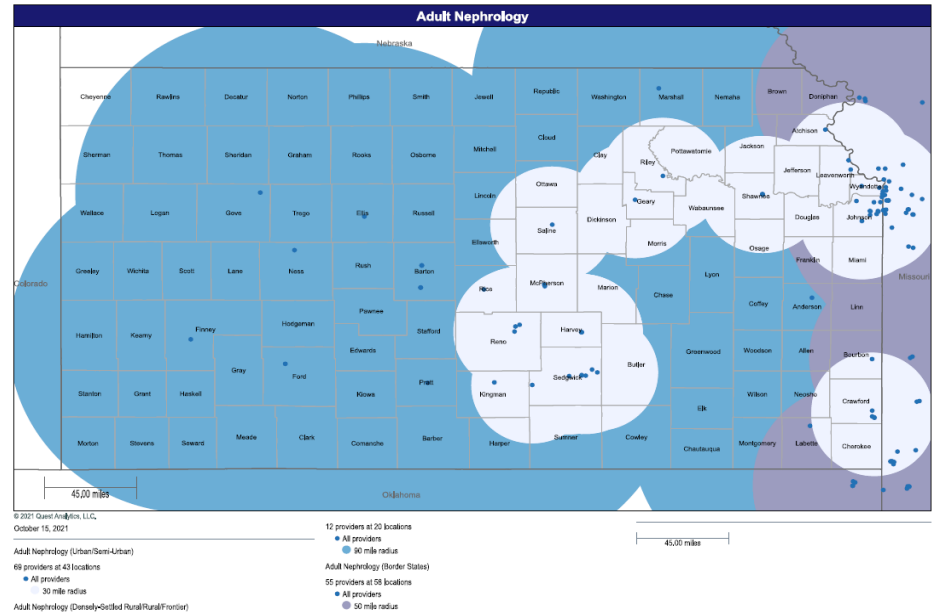
Aetna Better Health



Sunflower Health Plan



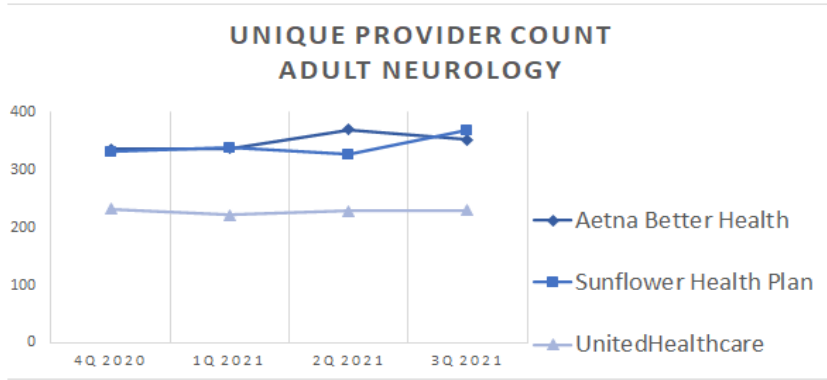
UnitedHealthcare



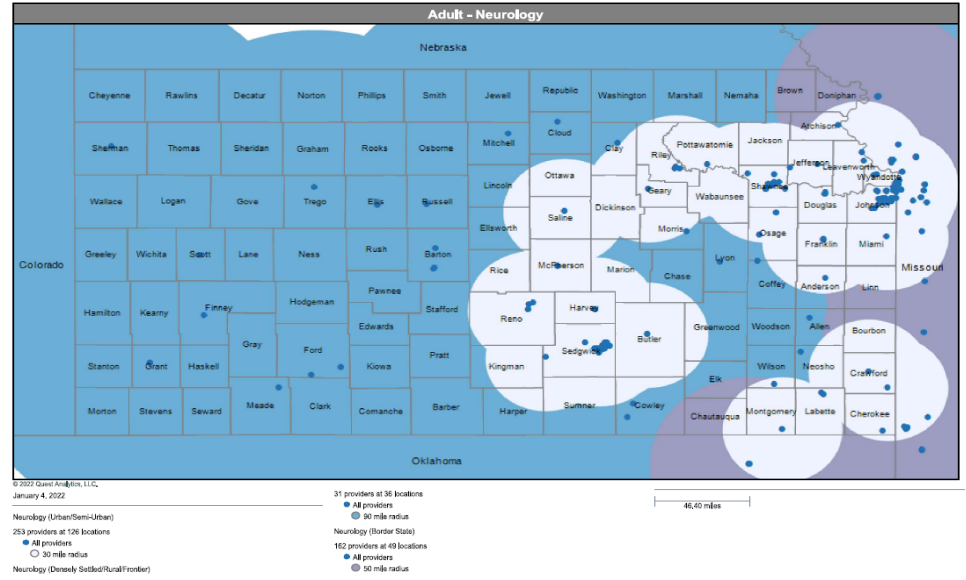
Neurology

Quarterly Unique Provider Count

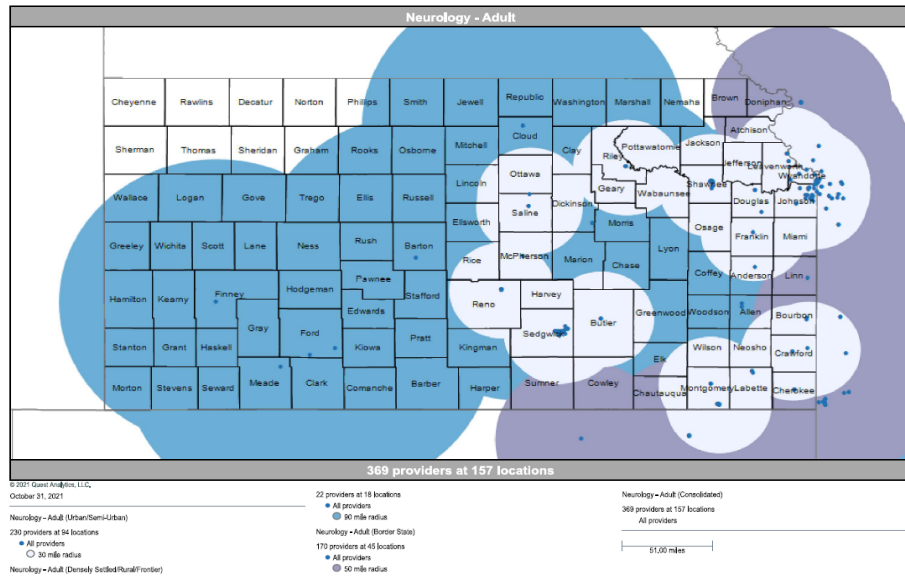
	4Q 2020	1Q 2021	2Q 2021	3Q 2021
Aetna Better Health	336	337	370	352
Sunflower Health Plan	332	339	327	369
UnitedHealthcare	232	222	229	230



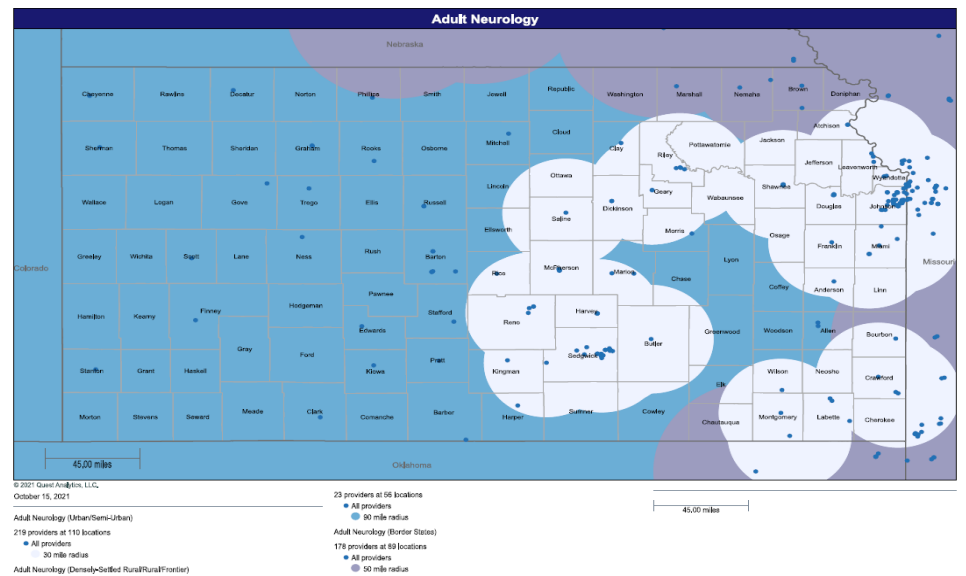
Aetna Better Health



Sunflower Health Plan



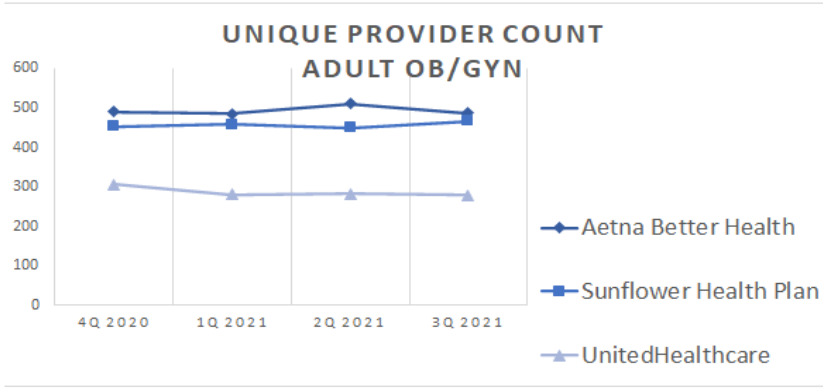
UnitedHealthcare



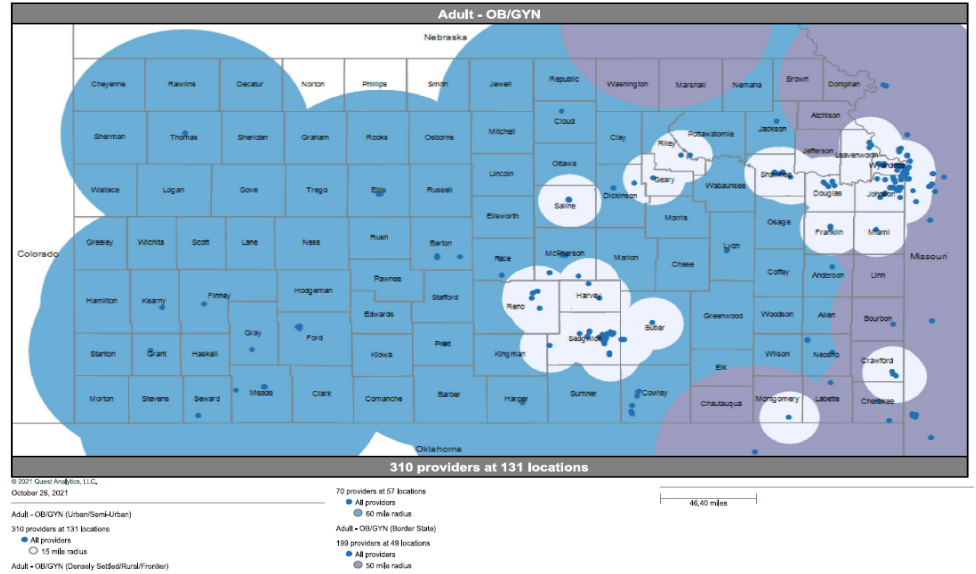
Obstetrics/Gynecology (OB/GYN)

Quarterly Unique Provider Count

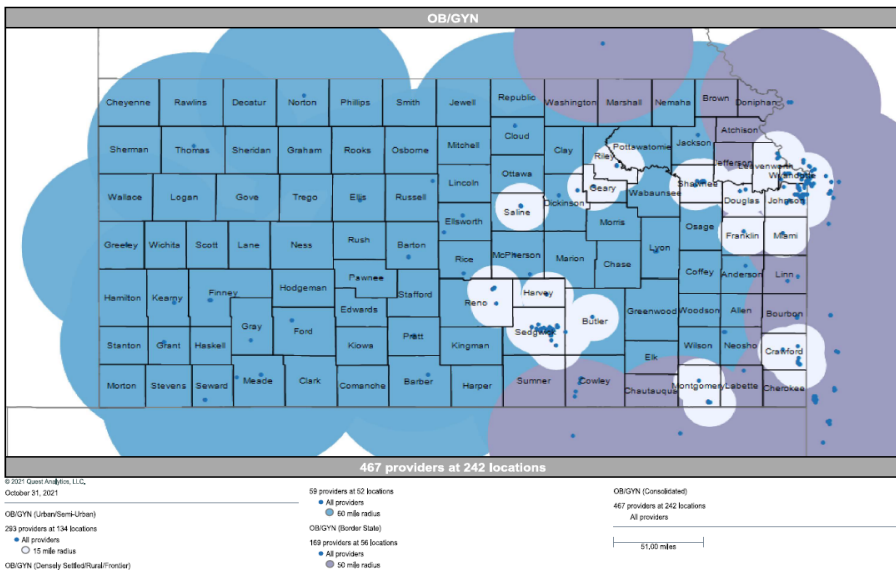
	4Q 2020	1Q 2021	2Q 2021	3Q 2021
Aetna Better Health	490	486	511	488
Sunflower Health Plan	454	459	450	467
UnitedHealthcare	306	280	282	279



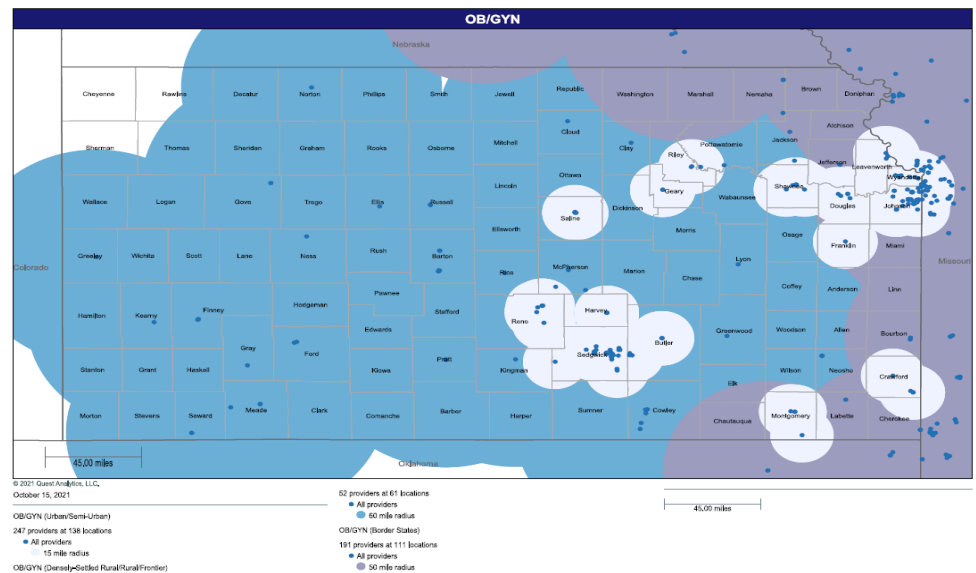
Aetna Better Health



Sunflower Health Plan



UnitedHealthcare

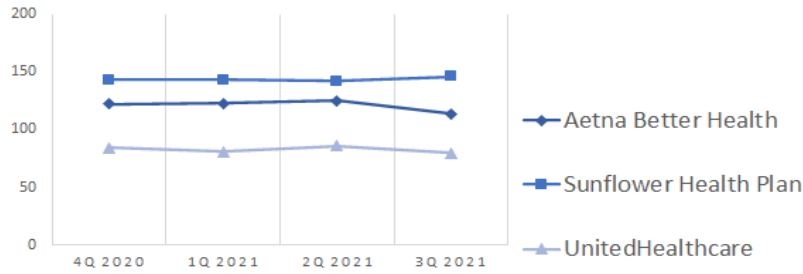


Ophthalmology

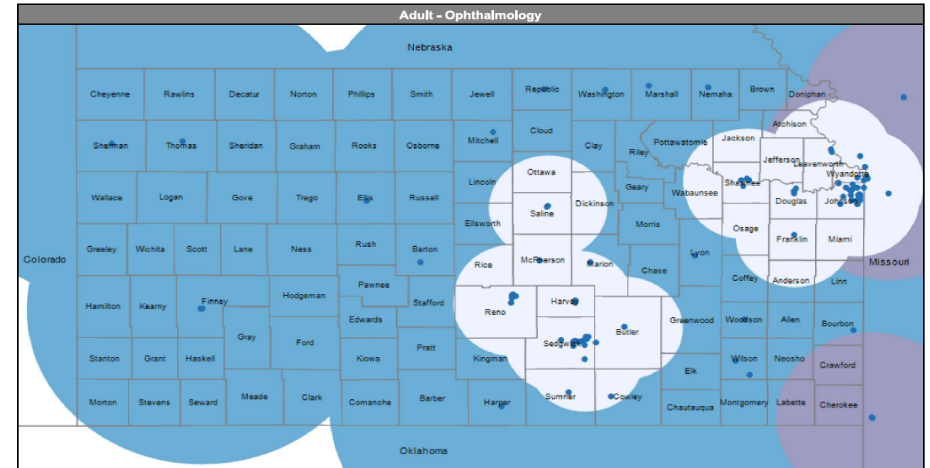
Quarterly Unique Provider Count

	4Q 2020	1Q 2021	2Q 2021	3Q 2021
Aetna Better Health	122	123	125	114
Sunflower Health Plan	143	143	142	146
UnitedHealthcare	84	81	86	80

UNIQUE PROVIDER COUNT
ADULT OPHTHALMOLOGY

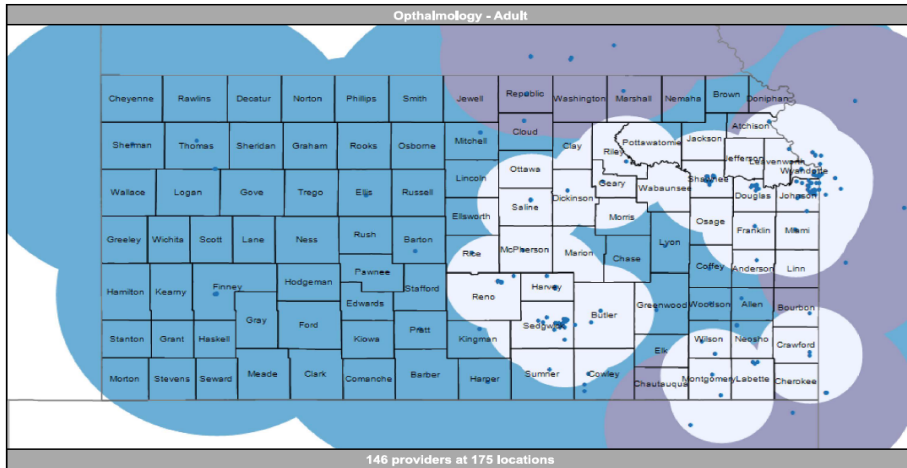


Aetna Better Health



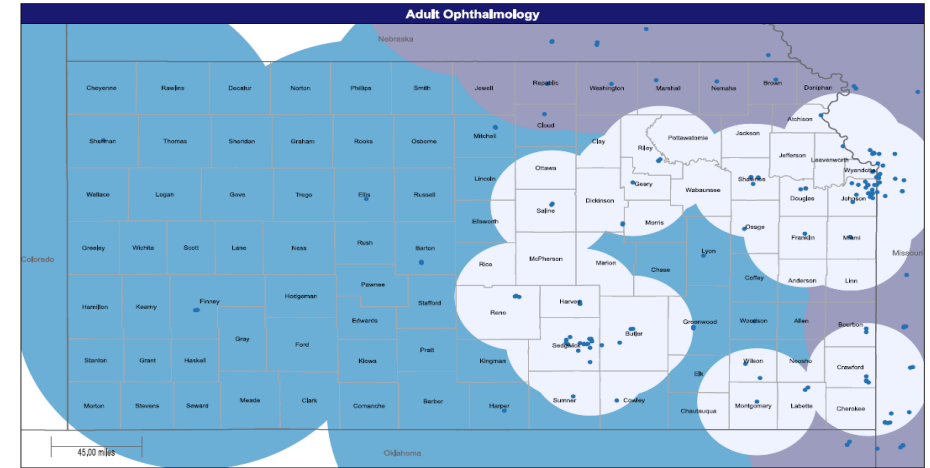
© 2021 Quest Anetna, LLC, January 4, 2022
 Ophthalmology (Urban/Semi-Urban)
 48 providers at 23 locations
 ● All providers
 ○ 50 mile radius
 Ophthalmology (Border State)
 91 providers at 68 locations
 ● All providers
 ○ 30 mile radius
 Ophthalmology (Densely Settled/Rural/Frontier)
 28 providers at 9 locations
 ● All providers
 ○ 50 mile radius

Sunflower Health Plan



© 2021 Quest Anetna, LLC, October 31, 2021
 Ophthalmology - Adult (Urban/Semi-Urban)
 117 providers at 106 locations
 ● All providers
 ○ 30 mile radius
 Ophthalmology - Adult (Border State)
 46 providers at 27 locations
 ● All providers
 ○ 50 mile radius
 Ophthalmology - Adult (Densely Settled/Rural/Frontier)
 146 providers at 175 locations
 ● All providers
 ○ 50 mile radius

UnitedHealthcare

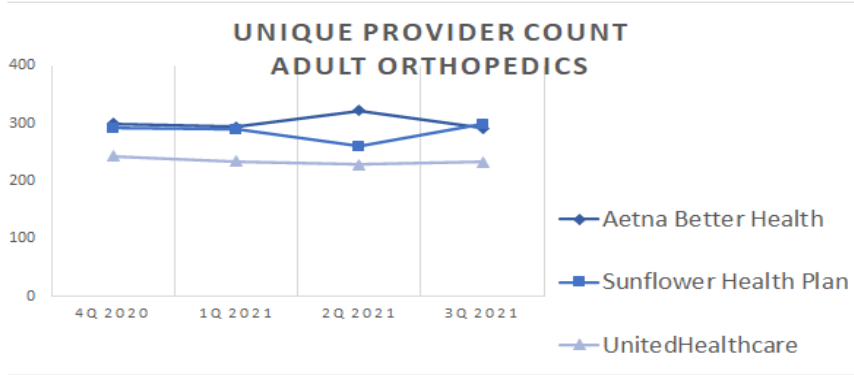


© 2021 Quest Anetna, LLC, October 15, 2021
 Adult Ophthalmology (Urban/Semi-Urban)
 68 providers at 73 locations
 ● All providers
 ○ 30 mile radius
 Adult Ophthalmology (Border State)
 60 providers at 60 locations
 ● All providers
 ○ 50 mile radius
 Adult Ophthalmology (Densely Settled/Rural/Frontier)
 31 providers at 30 locations
 ● All providers
 ○ 50 mile radius

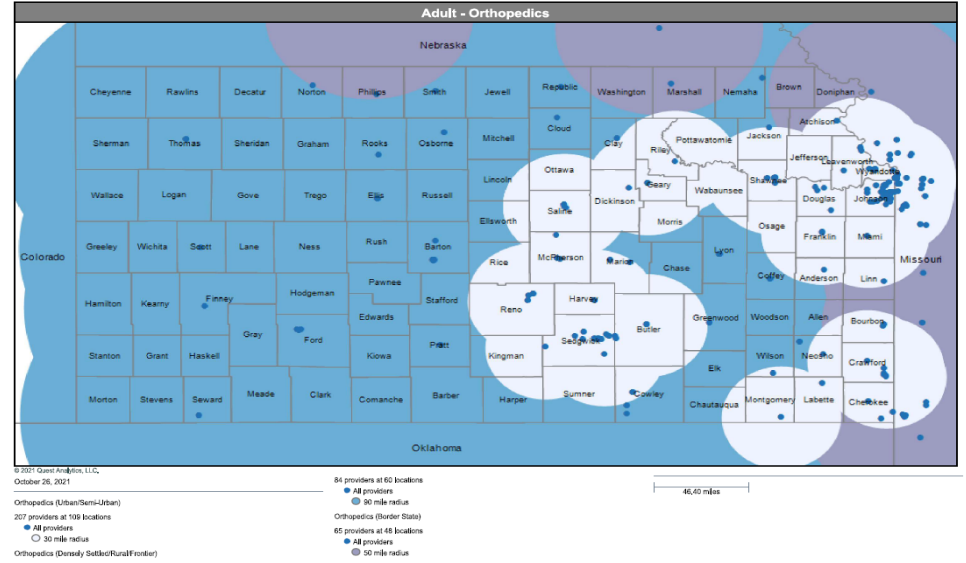
Orthopedics

Quarterly Unique Provider Count

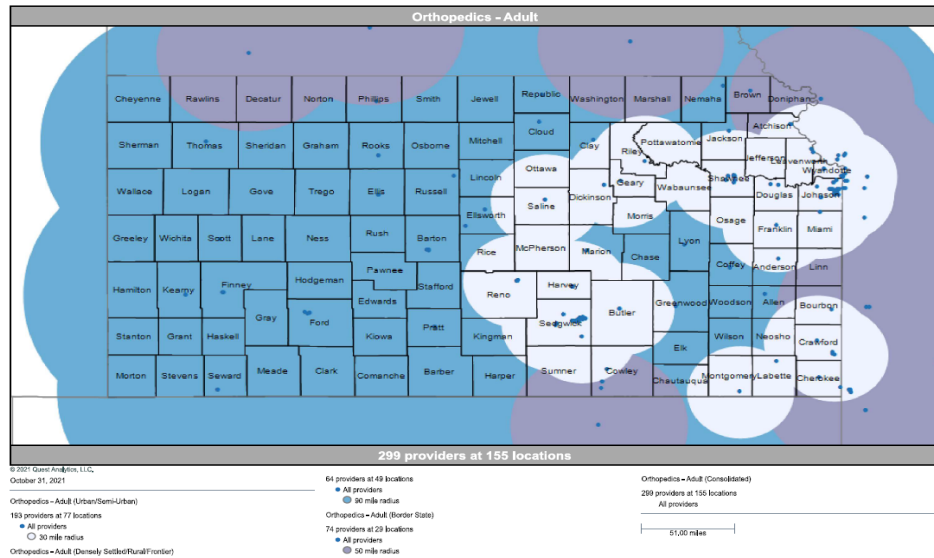
	4Q 2020	1Q 2021	2Q 2021	3Q 2021
Aetna Better Health	300	294	323	292
Sunflower Health Plan	292	290	261	299
UnitedHealthcare	243	234	229	233



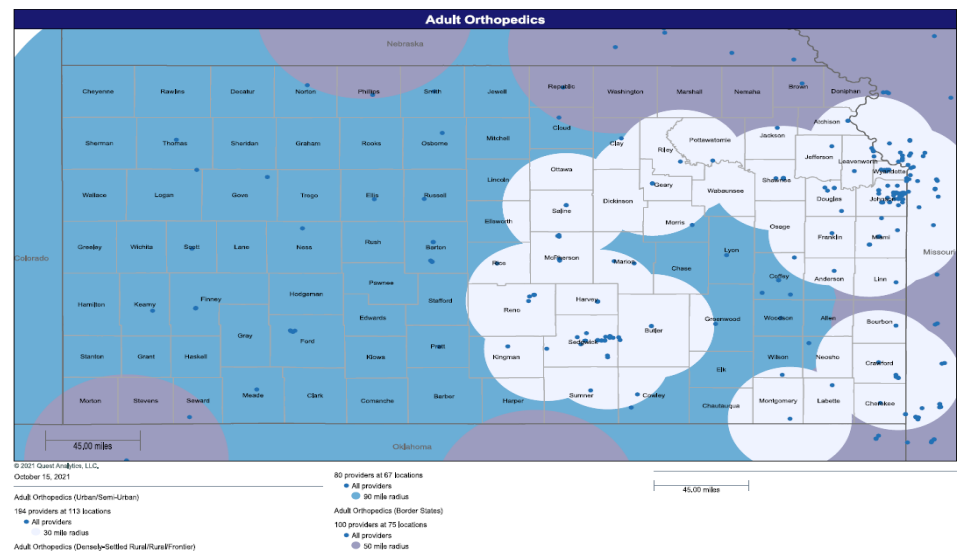
Aetna Better Health



Sunflower Health Plan



UnitedHealthcare

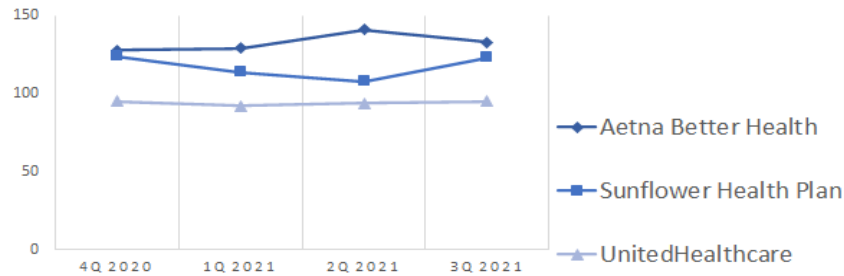


Otolaryngology

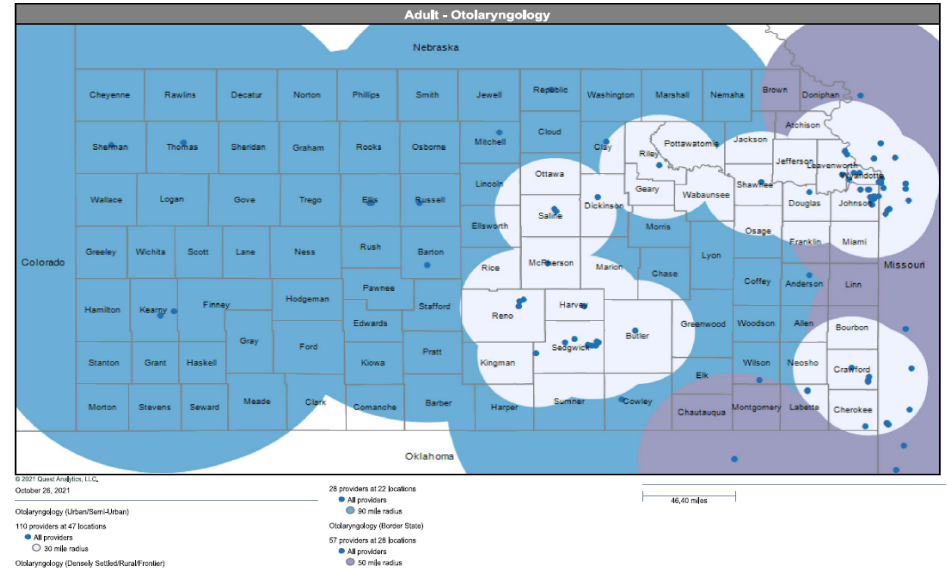
Quarterly Unique Provider Count

	4Q 2020	1Q 2021	2Q 2021	3Q 2021
Aetna Better Health	128	129	141	133
Sunflower Health Plan	124	114	108	123
UnitedHealthcare	95	92	94	95

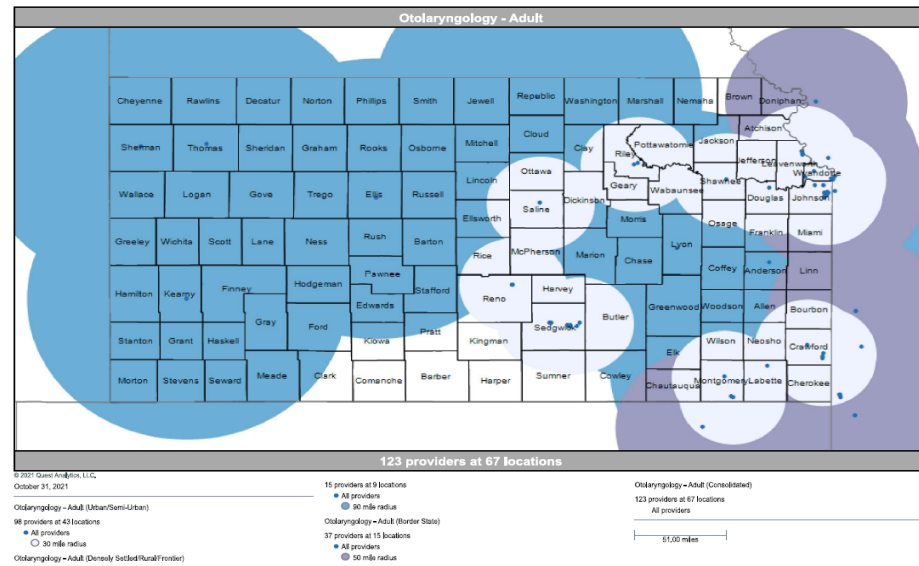
UNIQUE PROVIDER COUNT
ADULT OTOLARYNGOLOGY



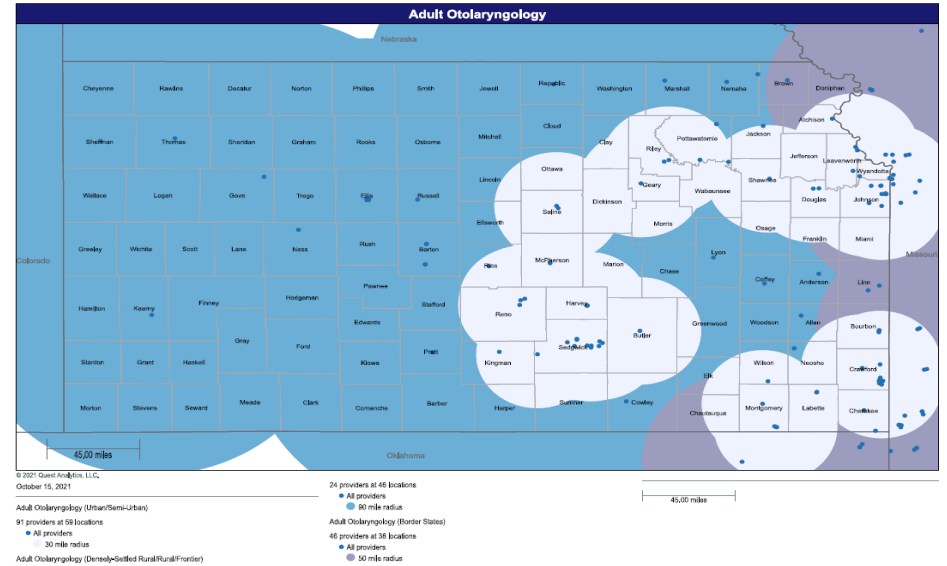
Aetna Better Health



Sunflower Health Plan



UnitedHealthcare

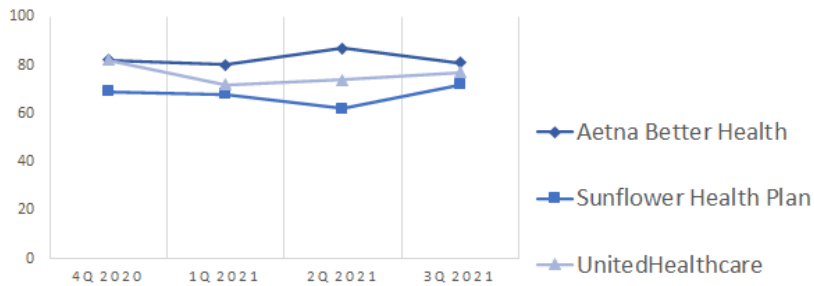


Physical Medicine/Rehab

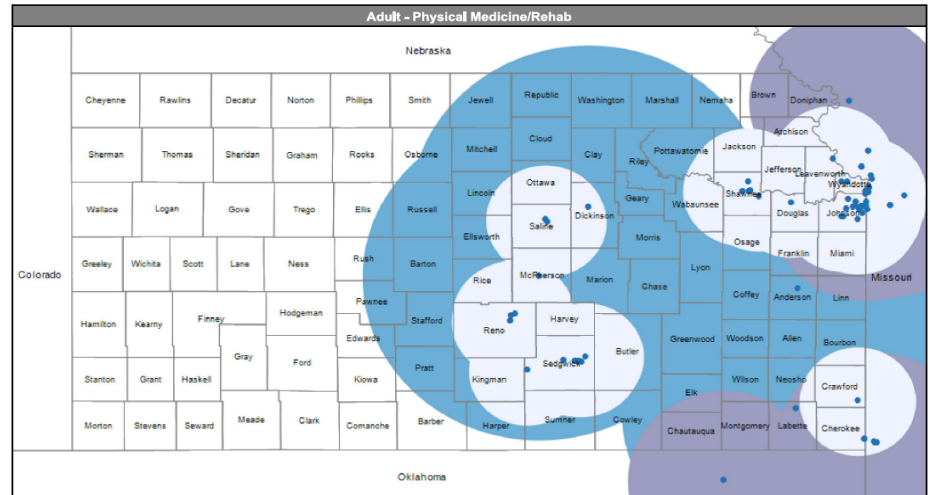
Quarterly Unique Provider Count

	4Q 2020	1Q 2021	2Q 2021	3Q 2021
Aetna Better Health	82	80	87	81
Sunflower Health Plan	69	68	62	72
UnitedHealthcare	82	72	74	77

UNIQUE PROVIDER COUNT
ADULT PHYSICAL MEDICINE/REHAB

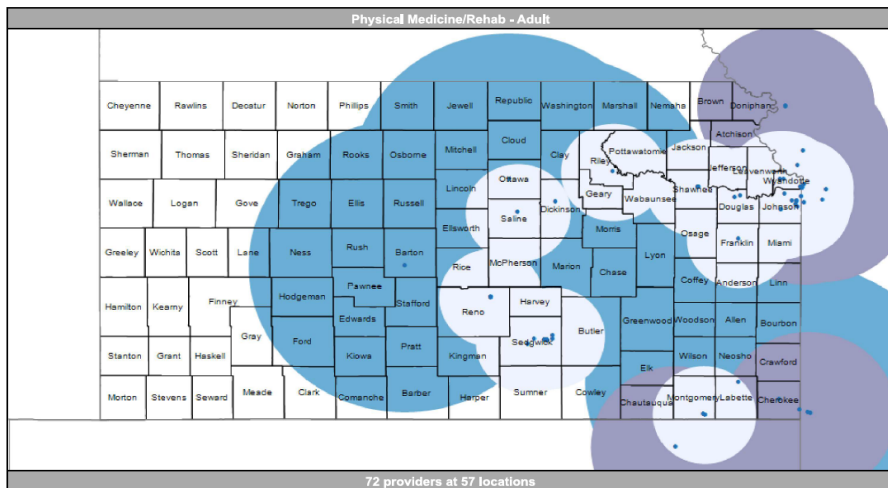


Aetna Better Health



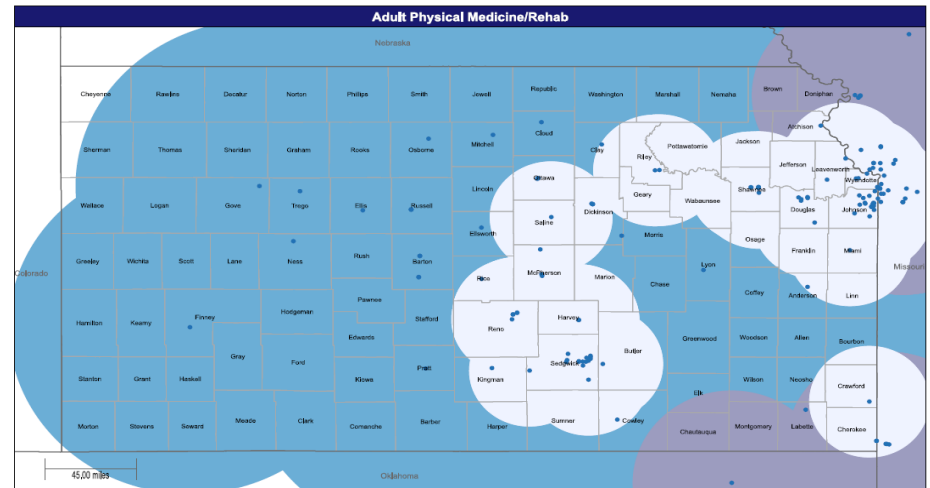
© 2021 Quest Analytics, LLC, October 26, 2021
 Physical Medicine/Rehab (Urban/Semi-Urban)
 60 providers at 52 locations
 ● All providers
 ○ 30 mile radius
 Physical Medicine/Rehab (Border State)
 27 providers at 23 locations
 ● All providers
 ○ 50 mile radius
 Physical Medicine/Rehab (Densely Settled/Rural/Frontier)

Sunflower Health Plan



© 2021 Quest Analytics, LLC, October 31, 2021
 Physical Medicine/Rehab - Adult (Urban/Semi-Urban)
 41 providers at 35 locations
 ● All providers
 ○ 30 mile radius
 Physical Medicine/Rehab - Adult (Border State)
 26 providers at 15 locations
 ● All providers
 ○ 50 mile radius
 Physical Medicine/Rehab - Adult (Densely Settled/Rural/Frontier)
 72 providers at 57 locations
 ● All providers
 ○ 50 mile radius

UnitedHealthcare



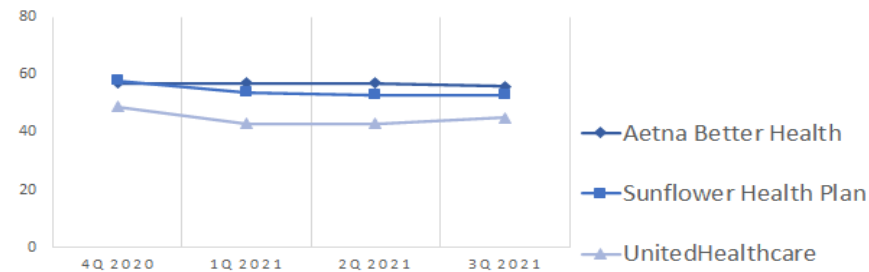
© 2021 Quest Analytics, LLC, October 15, 2021
 Adult Physical Medicine/Rehab (Urban/Semi-Urban)
 14 providers at 36 locations
 ● All providers
 ○ 30 mile radius
 Adult Physical Medicine/Rehab (Border States)
 72 providers at 79 locations
 ● All providers
 ○ 30 mile radius
 Adult Physical Medicine/Rehab (Densely Settled/Rural/Frontier)
 49 providers at 38 locations
 ● All providers
 ○ 50 mile radius

Plastic & Reconstructive Surgery

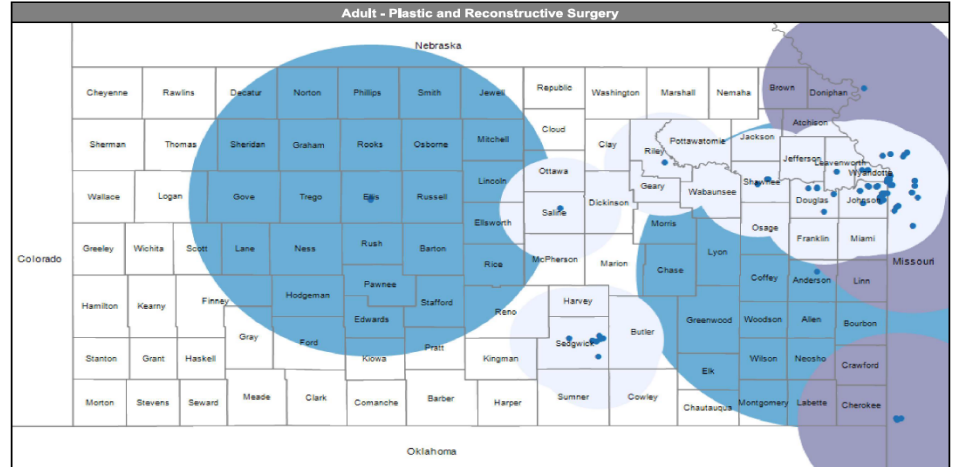
Quarterly Unique Provider Count

	4Q 2020	1Q 2021	2Q 2021	3Q 2021
Aetna Better Health	57	57	57	56
Sunflower Health Plan	58	54	53	53
UnitedHealthcare	49	43	43	45

UNIQUE PROVIDER COUNT
ADULT PLASTIC SURGERY

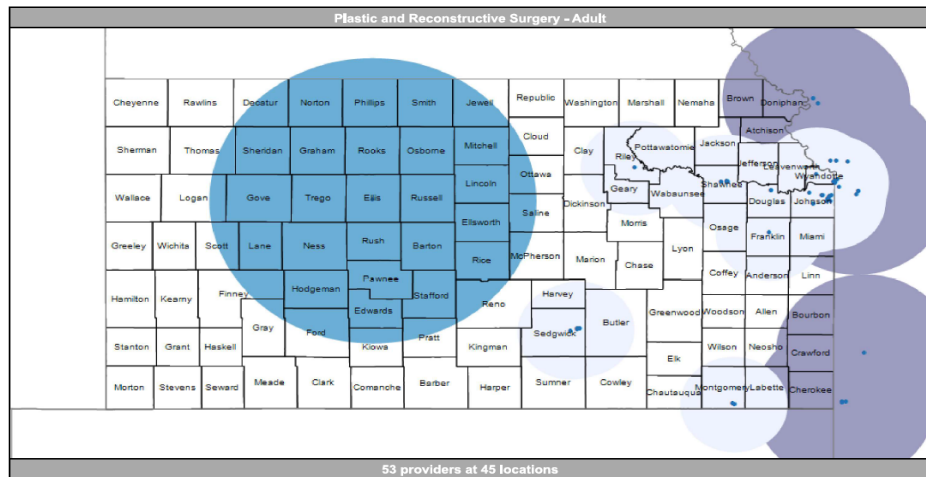


Aetna Better Health



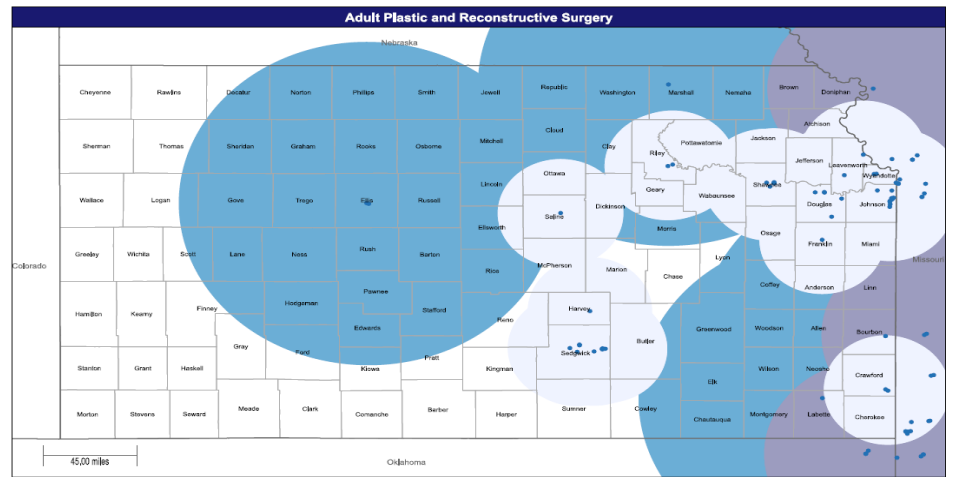
© 2021 Quest Analytics, LLC, October 26, 2021
 Plastic and Reconstructive Surgery (Urban/Semi-Urban): 5 providers at 3 locations, 47 providers at 53 locations
 Plastic and Reconstructive Surgery (Border State): 10 providers at 10 locations
 Plastic and Reconstructive Surgery (Densely Settled/Rural/Frontier): 6 providers at 5 locations

Sunflower Health Plan



© 2021 Quest Analytics, LLC, October 31, 2021
 Plastic and Reconstructive Surgery - Adult (Urban/Semi-Urban): 36 providers at 29 locations
 Plastic and Reconstructive Surgery - Adult (Border State): 19 providers at 15 locations
 Plastic and Reconstructive Surgery - Adult (Densely Settled/Rural/Frontier): 53 providers at 45 locations

UnitedHealthcare



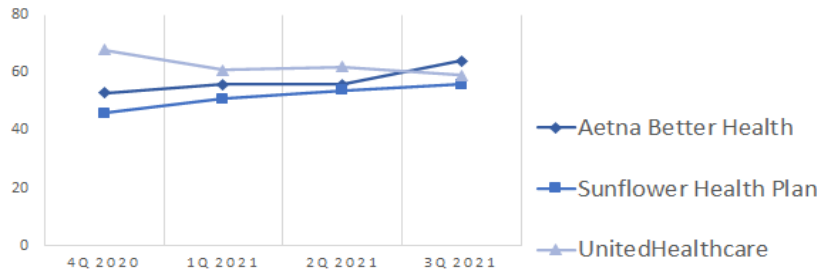
© 2021 Quest Analytics, LLC, October 15, 2021
 Adult Plastic and Reconstructive Surgery (Urban/Semi-Urban): 44 providers at 44 locations
 Adult Plastic and Reconstructive Surgery (Border State): 20 providers at 33 locations
 Adult Plastic and Reconstructive Surgery (Densely Settled/Rural/Frontier): 3 providers at 5 locations

Podiatry

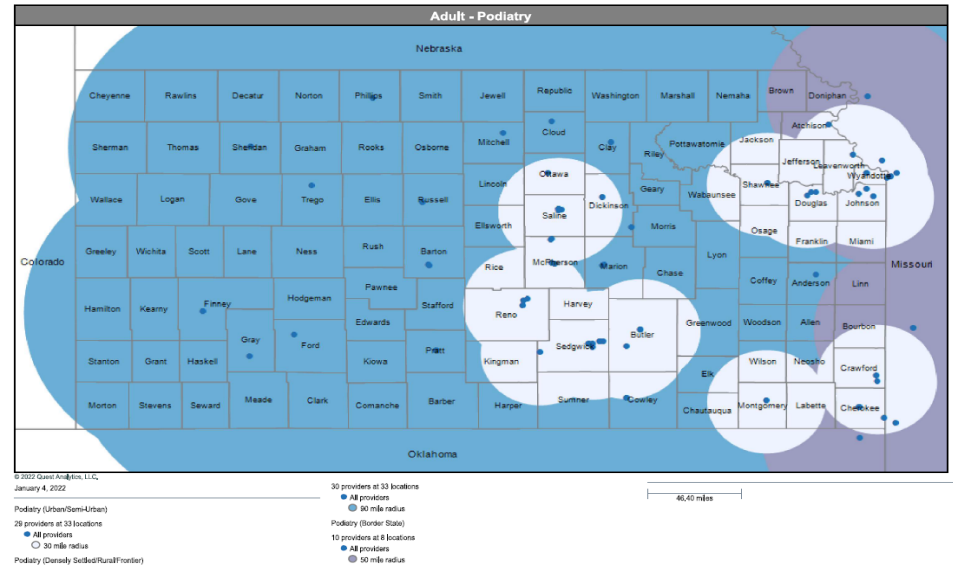
Quarterly Unique Provider Count

	4Q 2020	1Q 2021	2Q 2021	3Q 2021
Aetna Better Health	53	56	56	64
Sunflower Health Plan	46	51	54	56
UnitedHealthcare	68	61	62	59

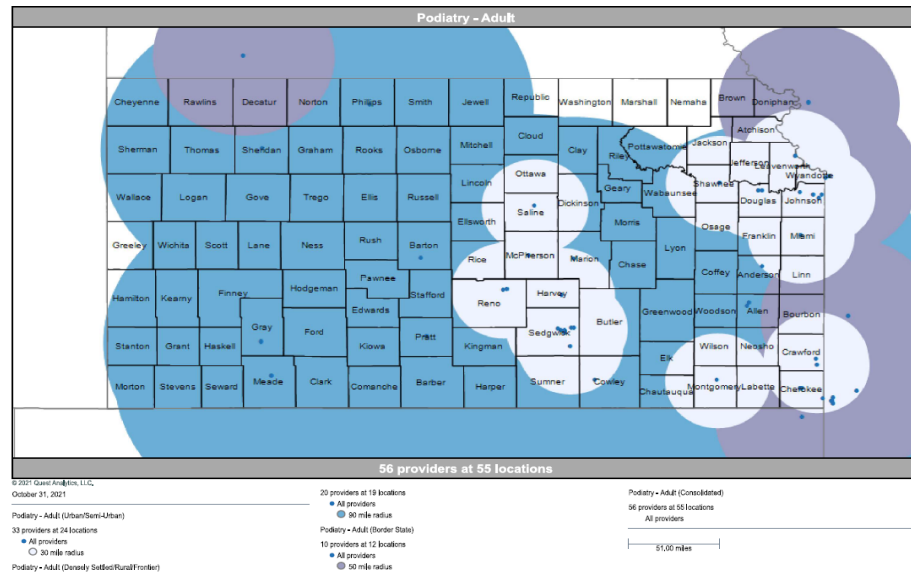
UNIQUE PROVIDER COUNT
ADULT PODIATRY



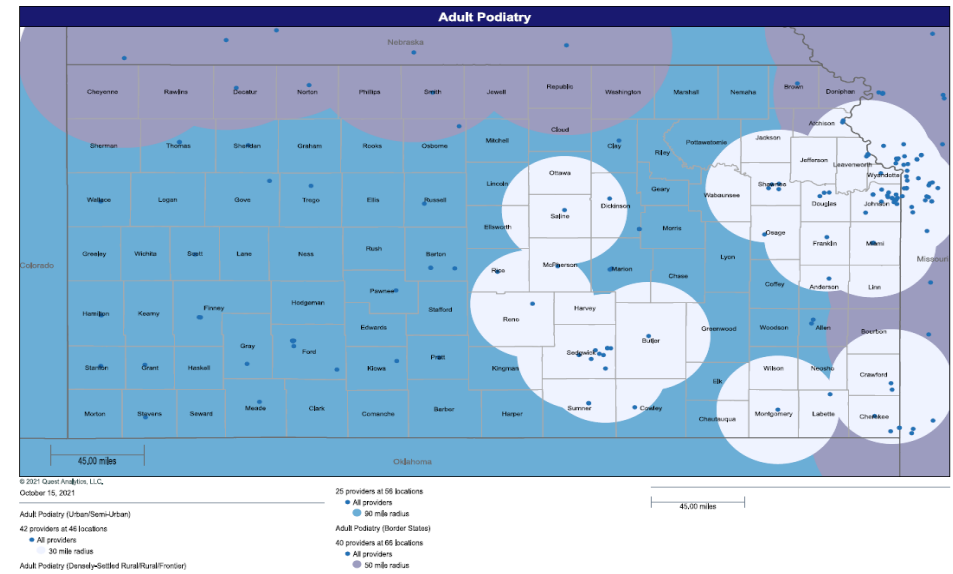
Aetna Better Health



Sunflower Health Plan



UnitedHealthcare

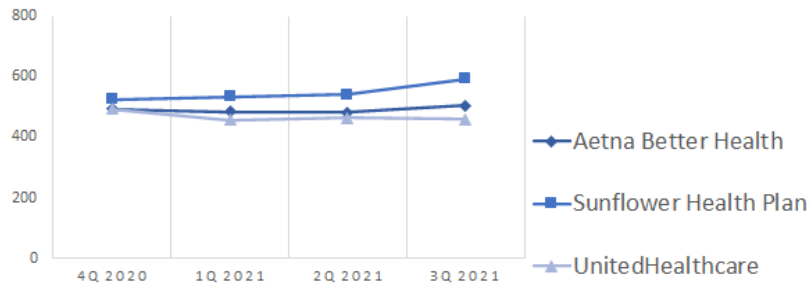


Psychiatrist

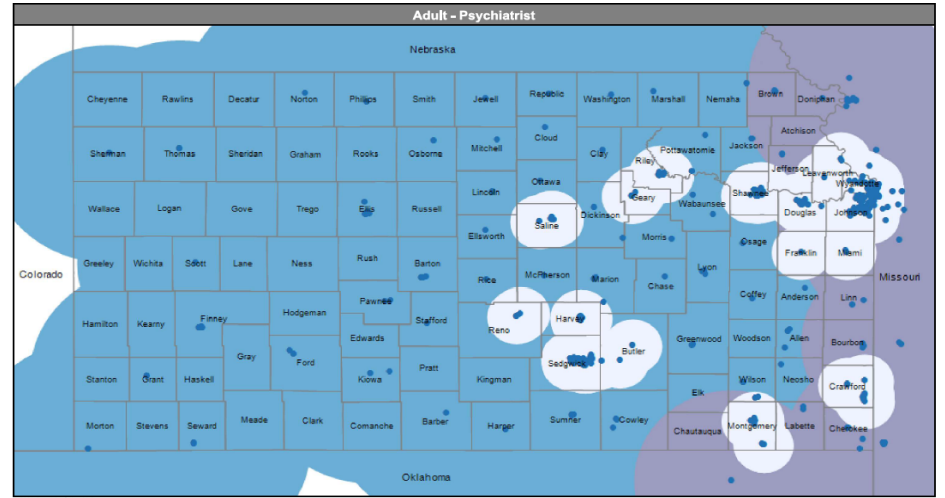
Quarterly Unique Provider Count

	4Q 2020	1Q 2021	2Q 2021	3Q 2021
Aetna Better Health	493	484	483	504
Sunflower Health Plan	526	535	542	594
UnitedHealthcare	493	458	464	460

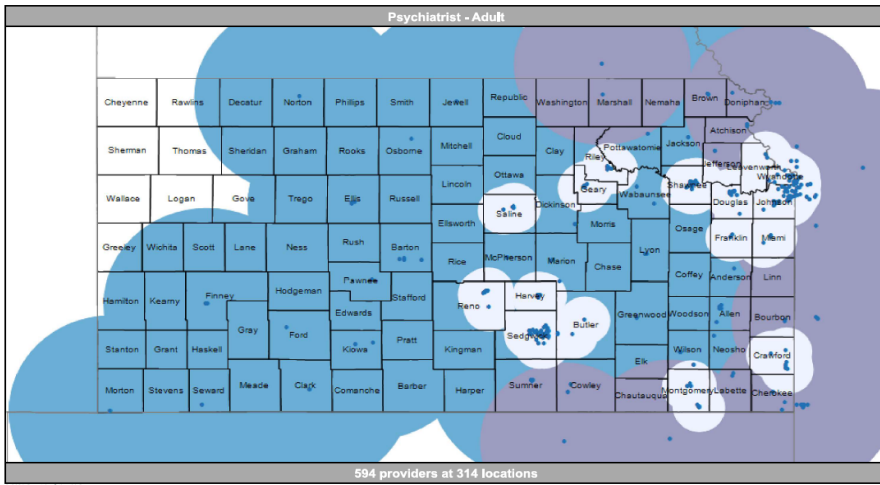
UNIQUE PROVIDER COUNT ADULT PSYCHIATRIST



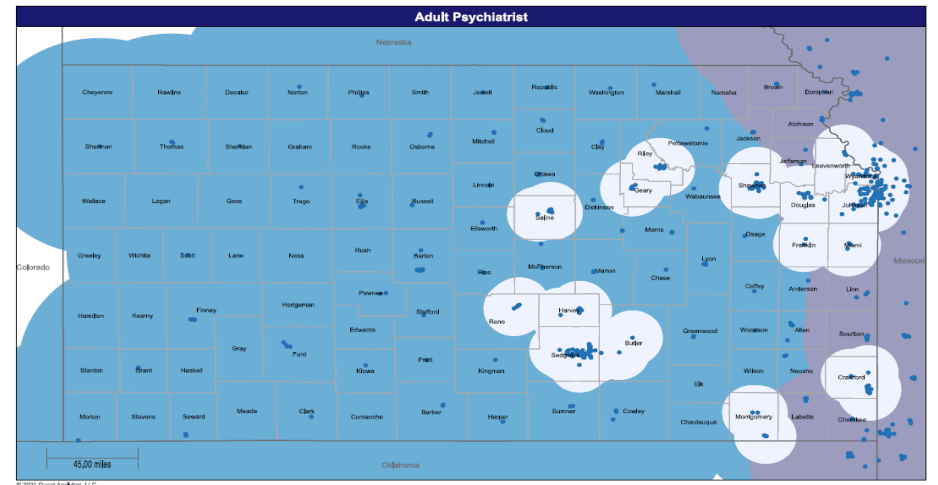
Aetna Better Health



Sunflower Health Plan



UnitedHealthcare

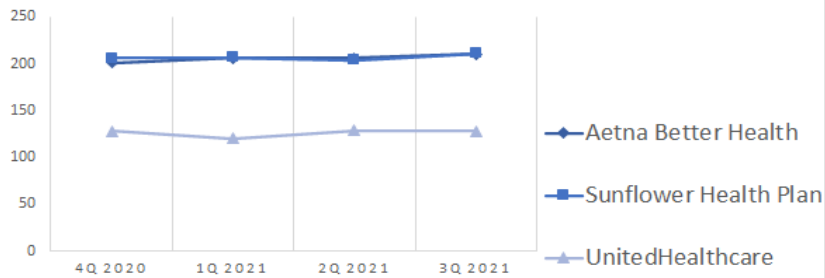


Pulmonary Disease

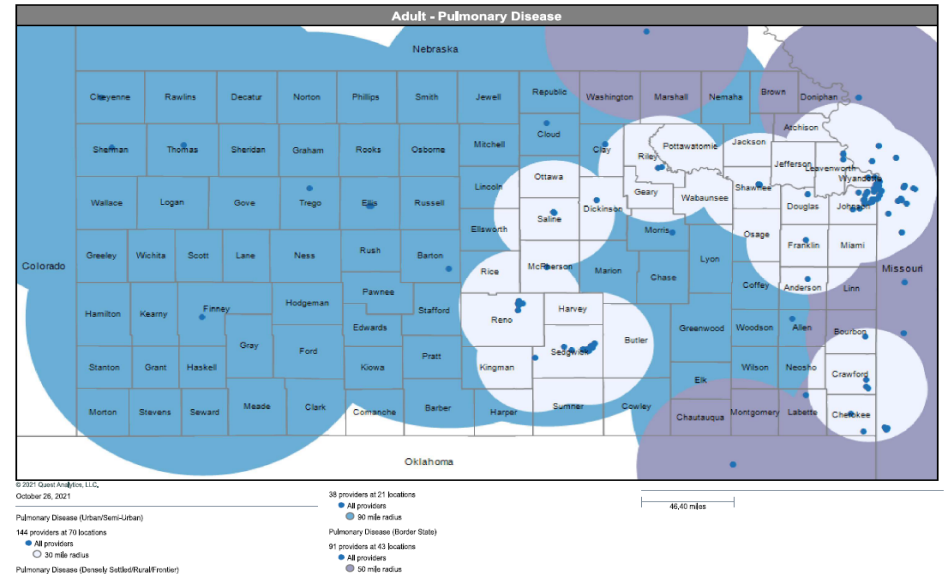
Quarterly Unique Provider Count

	4Q 2020	1Q 2021	2Q 2021	3Q 2021
Aetna Better Health	201	206	206	210
Sunflower Health Plan	206	207	204	211
UnitedHealthcare	128	120	129	128

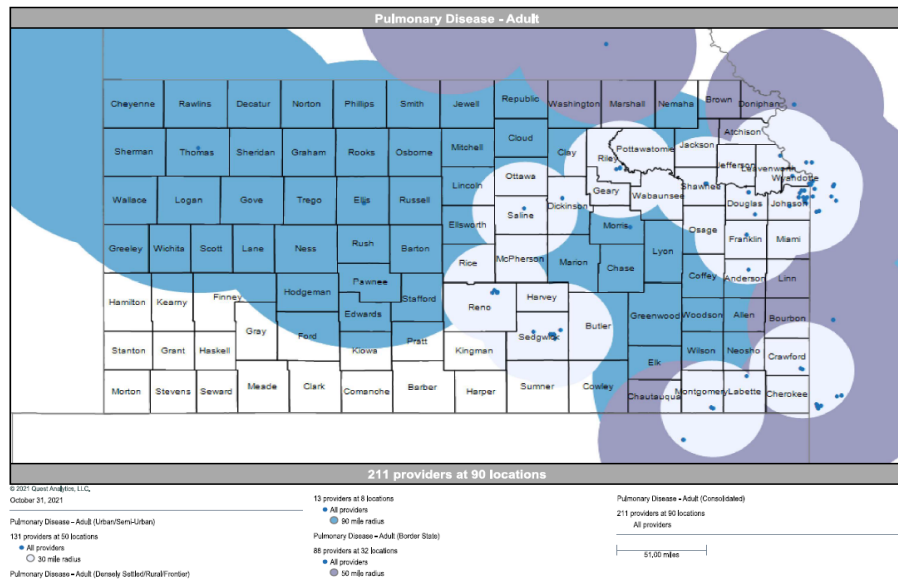
UNIQUE PROVIDER COUNT
ADULT PULMONARY DISEASE



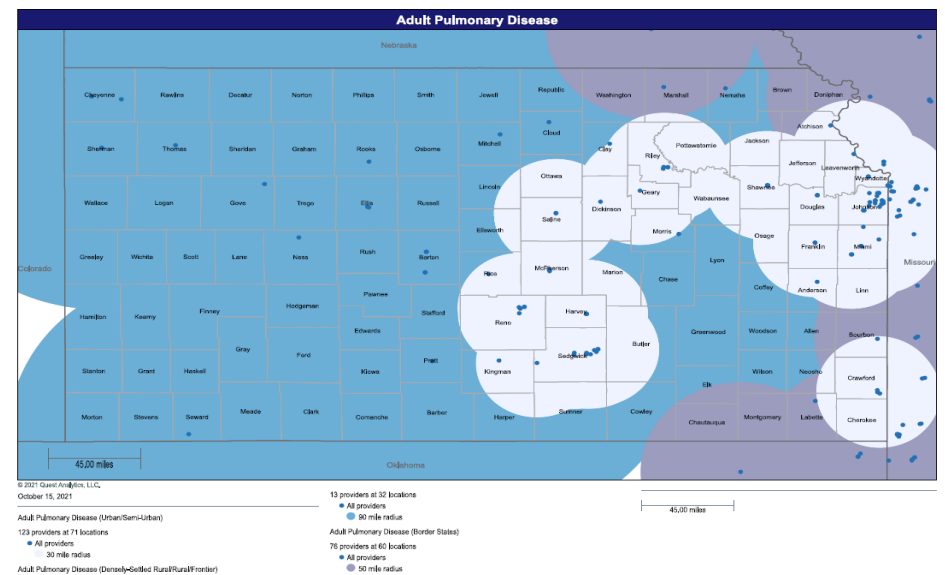
Aetna Better Health



Sunflower Health Plan



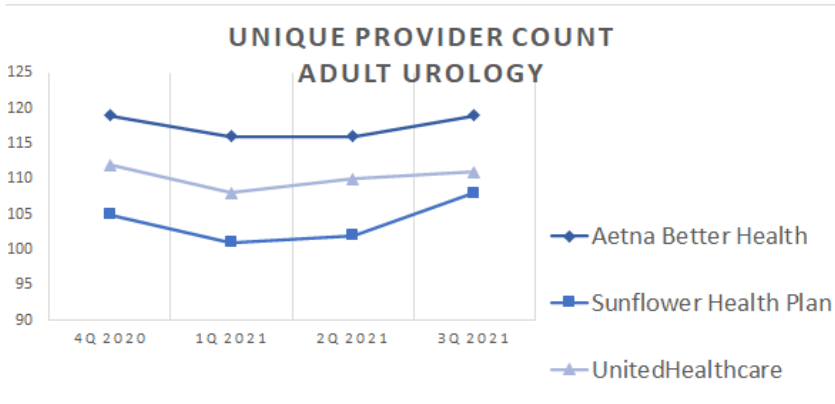
UnitedHealthcare



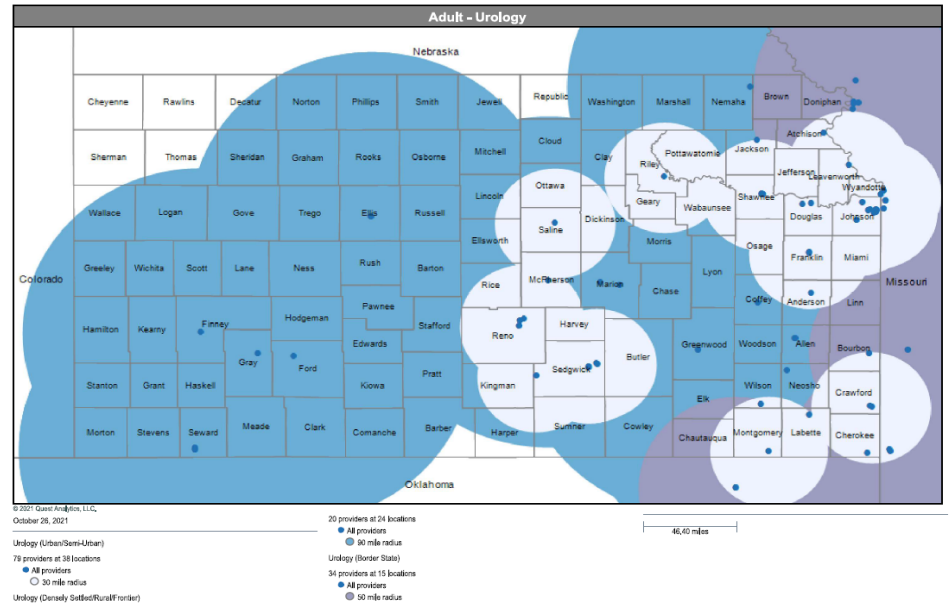
Urology

Quarterly Unique Provider Count

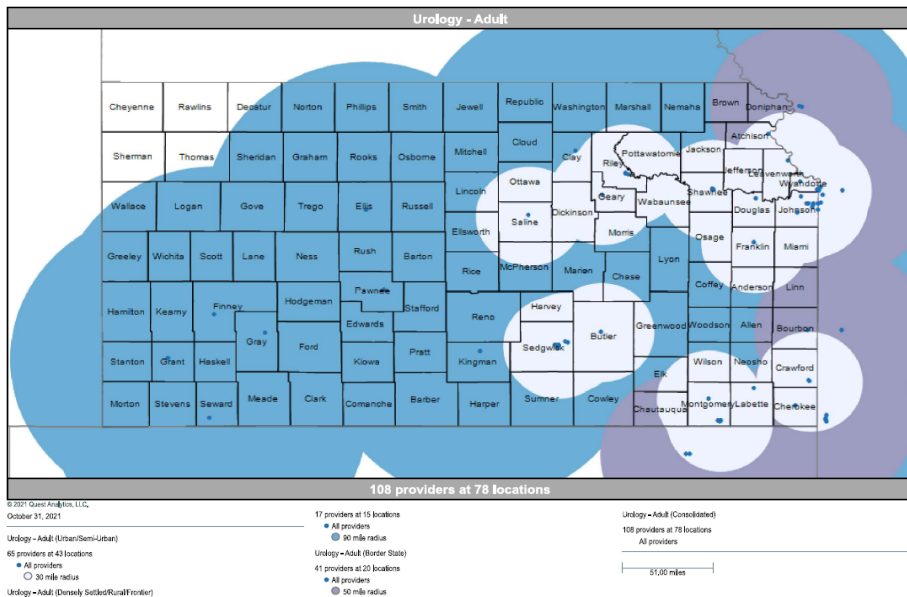
	4Q 2020	1Q 2021	2Q 2021	3Q 2021
Aetna Better Health	119	116	116	119
Sunflower Health Plan	105	101	102	108
UnitedHealthcare	112	108	110	111



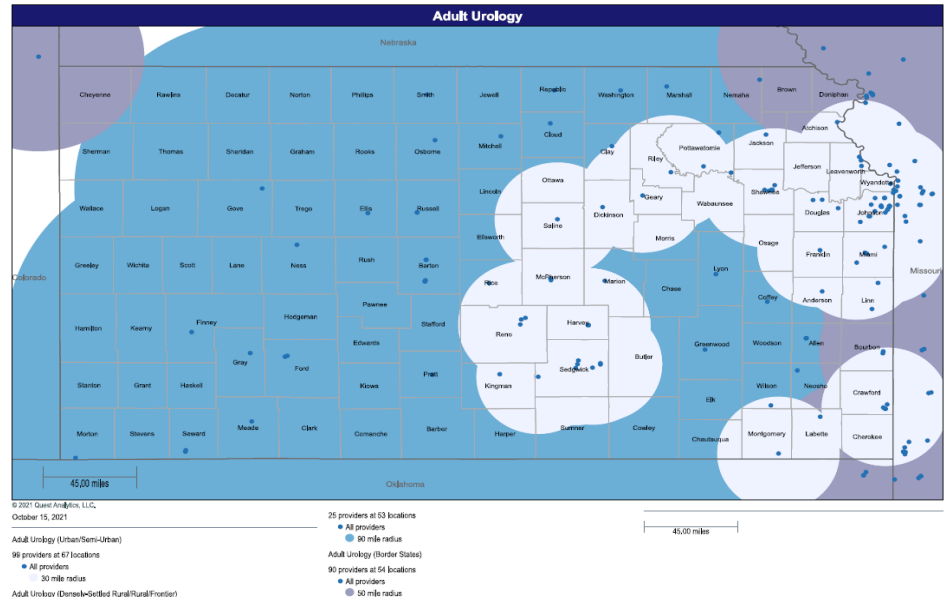
Aetna Better Health



Sunflower Health Plan



UnitedHealthcare

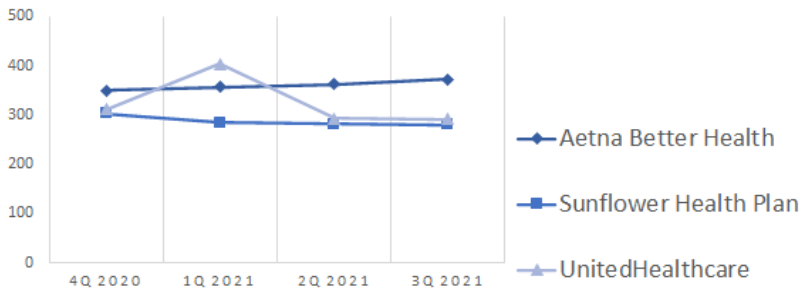


Dental Primary Care

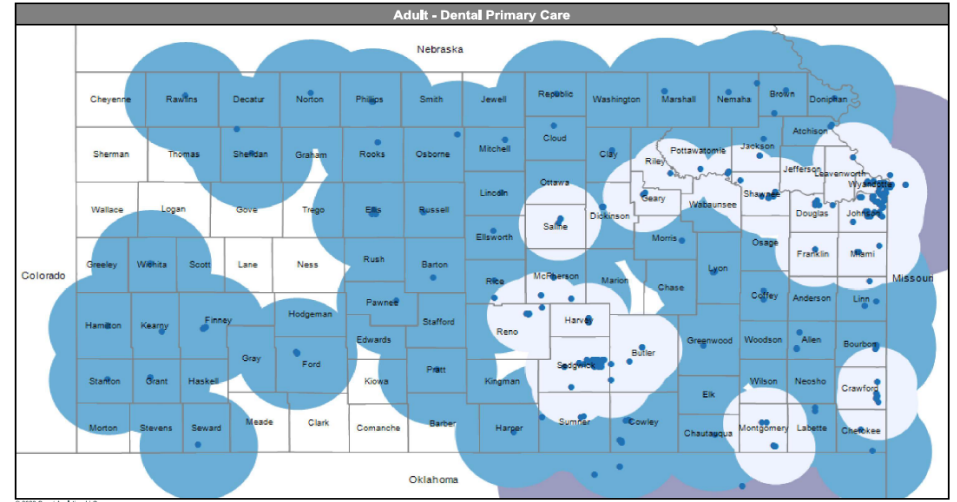
Quarterly Unique Provider Count

	4Q 2020	1Q 2021	2Q 2021	3Q 2021
Aetna Better Health	350	356	362	372
Sunflower Health Plan	303	284	282	280
UnitedHealthcare	312	404	293	292

UNIQUE PROVIDER COUNT ADULT DENTAL

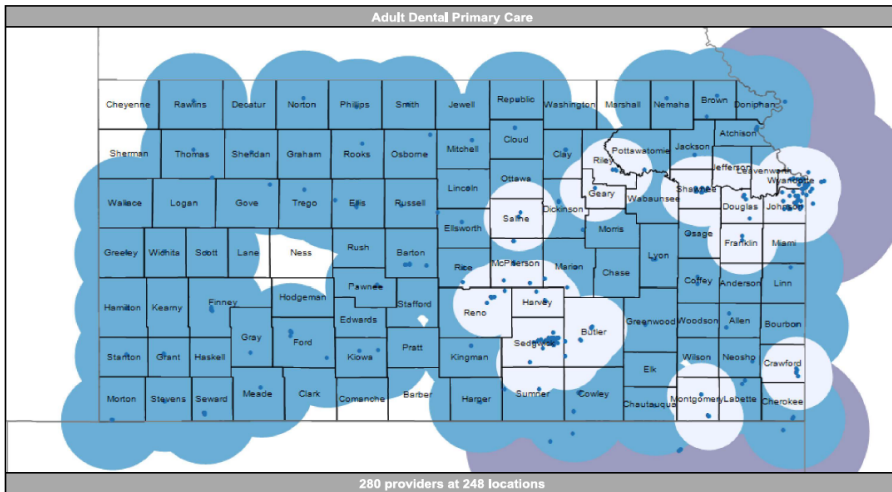


Aetna Better Health



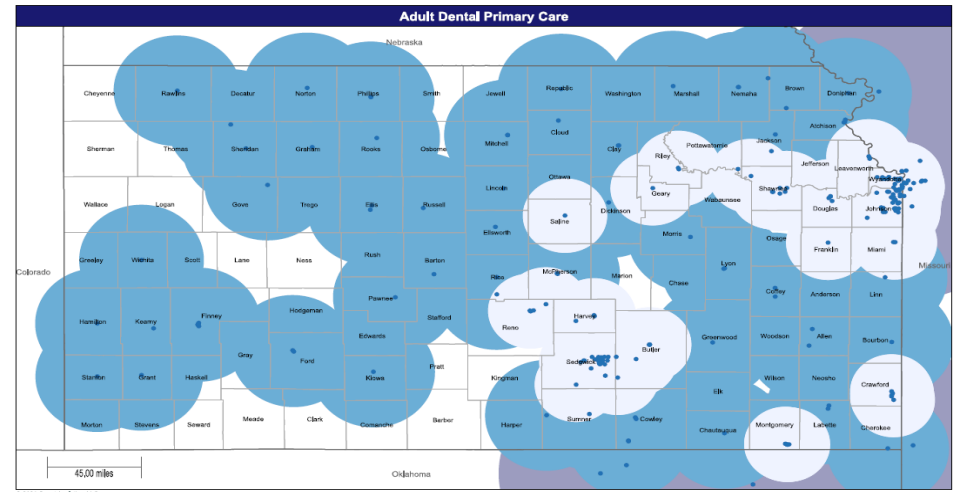
© 2021 Quest Analytics, LLC, January 4, 2022
 Adult Dental Primary Care (Urban/Semi-Urban)
 112 providers at 126 locations
 ● All providers
 ○ 20 mile radius
 ● 50 mile radius
 Adult Dental Primary Care (Border State)
 27 providers at 8 locations
 ● All providers
 ○ 20 mile radius
 ● 50 mile radius
 Adult Dental Primary Care (Densely Settled/Rural/Frontier)
 112 providers at 91 locations
 ● All providers
 ○ 20 mile radius
 ● 50 mile radius

Sunflower Health Plan



© 2021 Quest Analytics, LLC, October 31, 2021
 Dental Primary Care - Adult (Urban/Semi-Urban)
 170 providers at 116 locations
 ● All providers
 ○ 20 mile radius
 ● 50 mile radius
 Dental Primary Care - Adult (Densely Settled/Rural/Frontier)
 117 providers at 112 locations
 ● All providers
 ○ 20 mile radius
 ● 50 mile radius
 Dental Primary Care - Adult (Consolidated)
 280 providers at 248 locations
 All providers
 ○ 20 mile radius
 ● 50 mile radius

UnitedHealthcare



© 2021 Quest Analytics, LLC, October 15, 2021
 Adult Dental Primary Care (Urban/Semi-Urban)
 200 providers at 116 locations
 ● All providers
 ○ 20 mile radius
 ● 50 mile radius
 Adult Dental Primary Care (Border State)
 46 providers at 21 locations
 ● All providers
 ○ 20 mile radius
 ● 50 mile radius
 Adult Dental Primary Care (Densely Settled/Rural/Frontier)
 107 providers at 71 locations
 ● All providers
 ○ 20 mile radius
 ● 50 mile radius



KanCare Managed Care Organization Network Access As of October 1, 2021

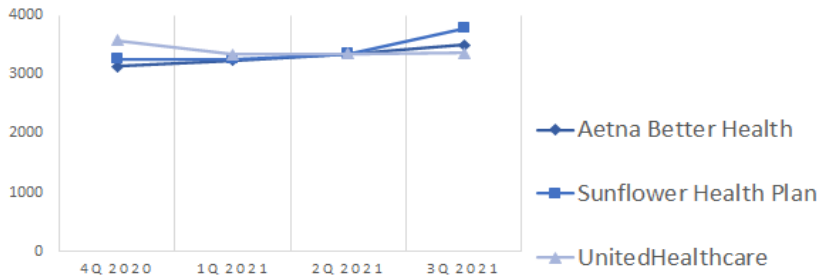
Behavioral Health

Behavioral Health

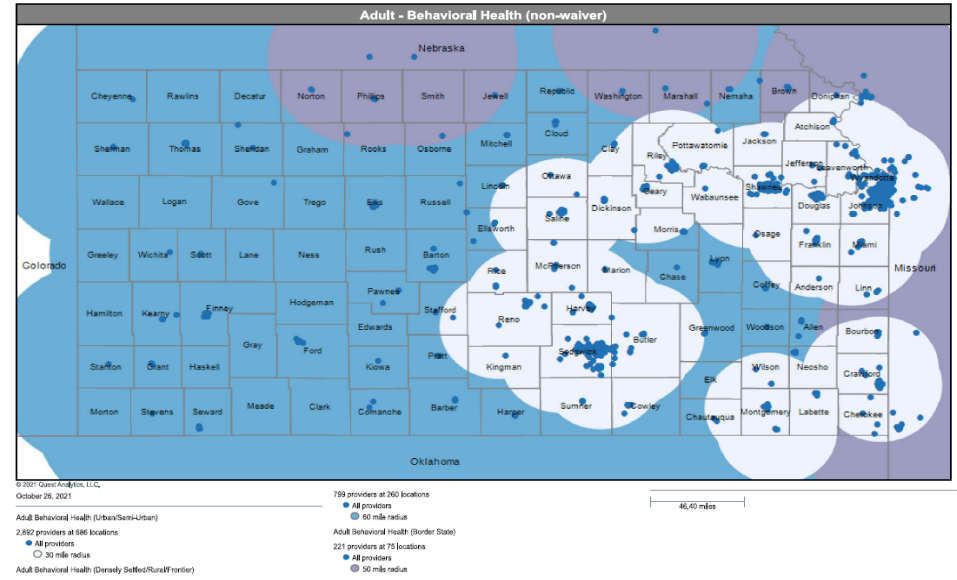
Quarterly Unique Provider Count

	4Q 2020	1Q 2021	2Q 2021	3Q 2021
Aetna Better Health	3136	3235	3350	3501
Sunflower Health Plan	3263	3261	3355	3786
UnitedHealthcare	3583	3337	3347	3360

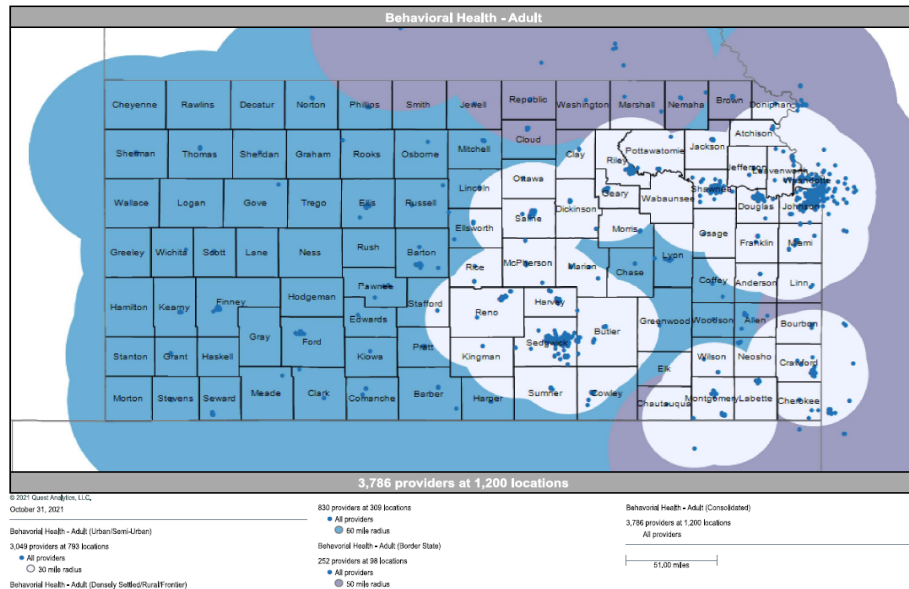
UNIQUE PROVIDER COUNT
ADULT BEHAVIORAL HEALTH



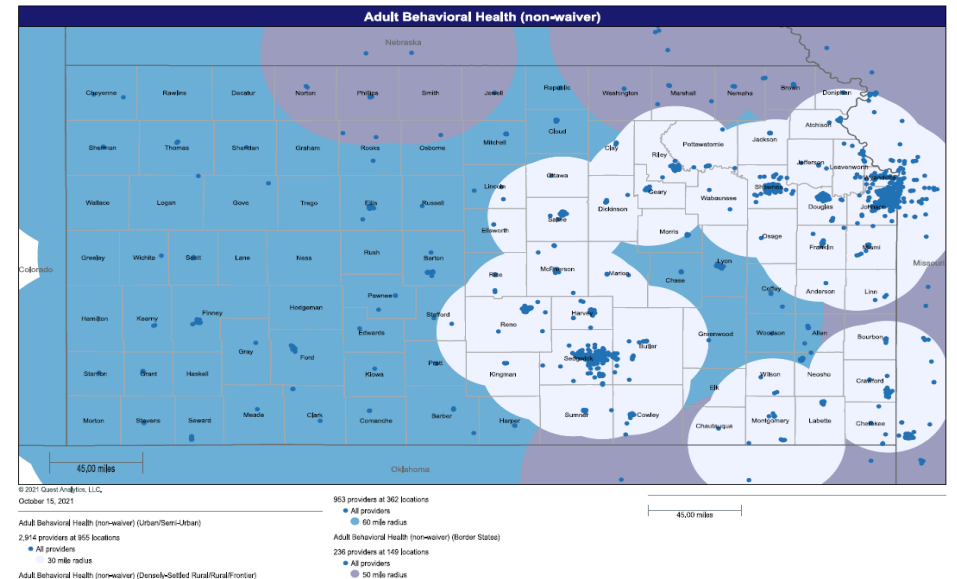
Aetna Better Health



Sunflower Health Plan



UnitedHealthcare





KanCare Managed Care Organization
Network Access As of October 1, 2021
Description of Provider Types and Specialties

Provider Type/Specialty	Description
Primary Care Provider (PCP)	<p>All KanCare members will select or be assigned to a PCP. The KanCare MCOs contract with PCPs to provide, to their members, primary care services including:</p> <ul style="list-style-type: none"> • Basic diagnosis and treatment of common illnesses and medical conditions • Counseling and education on safe health behaviors, self-care skills, treatment options, and preventive services • Referrals to specialists for treatment and management of more complex conditions <p>Family practitioners, general practitioners, internists, pediatricians, OB/GYNs, and other types of providers contracted to fulfill this purpose, may function as PCPs. In addition, physician assistants and nurse practitioners supporting the types of physicians listed above may function as PCPs. The access standard for urban and semi-urban counties is that a PCP be available within 20 miles of the member's residence. For rural and frontier counties, a PCP should be available within 30 miles of the member's residence.</p>
Allergy	<p>Allergists are doctors who specialize in diagnosis, treatment and management of allergies, asthma and immunologic disorders. The KanCare MCOs contract with allergists to provide these services to their members. The access standard for urban and semi-urban counties is that an allergist be available within 25 miles of the member's residence. For rural and frontier counties, an allergist should be available within 100 miles of the member's residence.</p>
Cardiology	<p>Cardiologists are doctors who specialize in diagnosing and treating diseases or conditions of the heart and blood vessels—the cardiovascular system. The KanCare MCOs contract with cardiologists and cardiovascular surgeons to provide these services to their members. The access standard for urban and semi-urban counties is that a cardiologist be available within 25 miles of the member's residence. For rural and frontier counties, a cardiologist should be available within 100 miles of the member's residence.</p>
Dermatology	<p>Dermatologists are doctors who specialize in diagnosis, treatment, and prevention of skin diseases or skin cancers. The KanCare MCOs contract with dermatologists to provide these services to their members. The access standard for urban and semi-urban counties is that a dermatologist be available within 25 miles of the member's residence. For rural and frontier counties, a dermatologist should be available within 100 miles of the member's residence.</p>
Internal Medicine	<p>Physicians specializing in internal medicine, internists, deal with the prevention, diagnosis, and treatment of adult diseases. The access standard for urban and semi-urban counties is that an internist be available within 25 miles of the member's residence. For rural and frontier counties, an internist should be available within 100 miles of the member's residence.</p>
Gastroenterology	<p>Gastroenterologists are doctors who specialize in diseases of the digestive tract. The KanCare MCOs contract with gastroenterologists to provide these services to their members. The access standard for urban and semi-urban counties is that a gastroenterologist be available within 25 miles of the member's residence. For rural and frontier counties, a gastroenterologist should be available within 100 miles of the member's residence.</p>
General Surgery	<p>A general surgeon is a physician who has been educated and trained in the diagnosis and preoperative, operative, and postoperative management of patient care. The KanCare MCOs contract with general surgeons to provide these services to their members. The access standard for urban and semi-urban counties is that a general surgeon be available within 25 miles of the member's residence. For rural and frontier counties, a general surgeon should be available within 100 miles of the member's residence.</p>
Hematology/Oncology	<p>Hematologists are doctors who specialize in diagnosis, treatment, and management of blood disorders. The KanCare MCOs contract with hematologists to provide these services to their members. The access standard for urban and semi-urban counties is that a hematologist be available within 25 miles of the member's residence. For rural and frontier counties, a hematologist should be available within 100 miles of the member's residence.</p>



KanCare Managed Care Organization Network Access As of October 1, 2021

Neonatology	Neonatologists are doctors who specialize in the treatment of newborn infants—especially premature and ill infants. The KanCare MCOs contract with neonatologists to provide these services to their members. The access standard for urban and semi-urban counties is that a neonatologist be available within 25 miles of the member’s residence. For rural and frontier counties, a neonatologist should be available within 100 miles of the member’s residence.
Nephrology	Nephrologists are doctors who specialize in diagnosis and management of kidney diseases. The KanCare MCOs contract with nephrologists to provide these services to their members. The access standard for urban and semi-urban counties is that a nephrologist be available within 25 miles of the member’s residence. For rural and frontier counties, a nephrologist should be available within 100 miles of the member’s residence.
Neurology	Neurologists are doctors who specialize in diagnosis and treatment of disorders of the nervous system. The KanCare MCOs contract with neurologists to provide these services to their members. The access standard for urban and semi-urban counties is that a neurologist be available within 25 miles of the member’s residence. For rural and frontier counties, a neurologist should be available within 100 miles of the member’s residence.
Neurosurgery	Neurosurgeons are doctors who specialize in brain and spinal surgery. The KanCare MCOs contract with neurosurgeons to provide these services to their members. The access standard for urban and semi-urban counties is that a neurosurgeon be available within 25 miles of the member’s residence. For rural and frontier counties, a neurosurgeon should be available within 100 miles of the member’s residence.
OB/GYN	An obstetrician/gynecologist (OB/GYN) is a physician who both delivers babies and treats diseases of the female reproductive organs. The KanCare MCOs contract with OB/GYNs, including specialists in maternal fetal medicine and certified nurse midwives, to provide these services to their members. The access standard for urban and semi-urban counties is that an OB/GYN be available within 15 miles of the member’s residence. For rural and frontier counties, an OB/GYN should be available within 60 miles of the member’s residence.
Ophthalmology	An ophthalmologist is a physician specializing in medical and surgical eye problems. Since ophthalmologists perform operations on eyes, they are both surgical and medical specialists. The KanCare MCOs contract with ophthalmologists to provide these services to their members. The access standard for urban and semi-urban counties is that an ophthalmologist be available within 25 miles of the member’s residence. For rural and frontier counties, an ophthalmologist should be available within 100 miles of the member’s residence.
Orthopedics	Orthopedists are doctors who specialize in disorders of the bones, ligaments, tendons and joints. The KanCare MCOs contract with orthopedists to provide these services to their members. The access standard for urban and semi-urban counties is that an orthopedist be available within 25 miles of the member’s residence. For rural and frontier counties, an orthopedist should be available within 100 miles of the member’s residence.
Otolaryngology	An otolaryngologist is a physician who specializes in the diagnosis and treatment of disorders of the head and neck. This specialty is more commonly known as ENT (ear, nose, and throat). The access standard for urban and semi-urban counties is that an otolaryngologist be available within 25 miles of the member’s residence. For rural and frontier counties, an otolaryngologist should be available within 100 miles of the member’s residence.
Physical Medicine/Rehab	Physical medicine and rehabilitation is an area of medicine that strives to restore and enhance function and quality of life to those with physical impairments or disabilities. A physician in this field, a physiatrist, specializes in restoring function to people with injuries to the muscles, bones, tissues, and nervous system (such as stroke patients). The access standard for urban and semi-urban counties is that a physiatrist be available within 25 miles of the member’s residence. For rural and frontier counties, a physiatrist should be available within 100 miles of the member’s residence.
Plastic & Reconstructive Surgery	A plastic surgeon specializes in the correction or restoration of form and function. Although cosmetic surgery is the most well-known type of plastic surgery, most plastic surgery is not cosmetic. Plastic surgeons deal with reconstructive surgery as well as the treatment of burns. The access standard for urban and semi-urban counties is that a plastic surgeon be available within 25 miles of the member’s residence. For rural and frontier counties, a plastic surgeon should be available within 100 miles of the member’s residence.



KanCare Managed Care Organization Network Access As of October 1, 2021

Podiatry	A podiatrist is a physician who specializes in the diagnosis and treatment of disorders of the foot, ankle, and lower extremities. The access standard for urban and semi-urban counties is that a podiatrist be available within 25 miles of the member's residence. For rural and frontier counties, a podiatrist should be available within 100 miles of the member's residence.
Psychiatrist	A psychiatrist is a physician who specializes in the prevention, diagnosis, and treatment of mental, addictive, and emotional disorders. The KanCare MCOs contract with psychiatrists to provide these services to their members. The access standard for urban and semi-urban counties is that a psychiatrist be available within 15 miles of the member's residence. For rural and frontier counties, a psychiatrist should be available within 60 miles of the member's residence.
Pulmonary Disease	A pulmonologist is a physician who diagnoses and treats diseases and conditions of the lungs and chest. Pulmonology often involves managing patients who need life support and mechanical ventilation. The access standard for urban and semi-urban counties is that a pulmonologist be available within 25 miles of the member's residence. For rural and frontier counties, a pulmonologist should be available within 100 miles of the member's residence.
Urology	Urology focuses on the urinary tract in males and females, and on the reproductive system in males. Urologists diagnose, treat, and manage patients with urological disorders. The organs covered by urology include the kidneys, ureters, urethra, urinary bladder, adrenal gland and the male reproductive organs. The access standard for urban and semi-urban counties is that a urologist be available within 25 miles of the member's residence. For rural and frontier counties, a urologist should be available within 100 miles of the member's residence.
Hospital	Hospitals are healthcare institutions that provide patient treatment by specialized staff and equipment. Hospitals most commonly provide overnight stays for people with serious or life threatening health problems, emergency care, and surgical care. The KanCare MCOs contract with hospitals to provide these services to their members. The access standard for both urban and rural counties is that a hospital be available within 30 miles of the member's residence.
Optometry	An optometrist is a health care professional who is licensed to provide primary eye care services. The KanCare MCOs contract with optometrists to provide these services to their members. The access standard for both urban and rural counties is that an optometrist be available within 30 minutes transport time of the member's residence. The plans have used 30 miles as a proxy for 30 minutes transport time.
Dental Primary Care	Dental primary care includes dental procedures or protocols that attempt to preserve oral hard tissues (teeth) and soft tissues (gums) in good health. Common examples of services include checkups, cleanings, fluoride treatment and sealants. The KanCare MCOs contract with dental providers, including general dentistry practitioners and pediatric dentists, to provide primary dental care services to their members. The access standard for urban and semi-urban counties is that dental primary care be available within 20 miles of the member's residence. For rural and frontier counties, dental primary care should be available within 30 miles of the member's residence.
Retail Pharmacy	Retail pharmacists are medical professionals who prepare and sell prescription drugs as directed by physicians. Pharmacists use their knowledge and training to counsel customers on the appropriate dosages as well as provide instructions concerning the safety of combining certain medications. The KanCare MCOs contract with retail pharmacies to provide these services to their members. The access standard for urban and semi-urban counties is that a retail pharmacy be available within 10 miles of the member's residence. For rural and frontier counties, a retail pharmacy should be available within 30 miles of the member's residence.
Behavioral Health	Behavioral healthcare refers to a continuum of services for individuals at risk of, or suffering from, mental, behavioral, or addictive disorders. The KanCare MCOs contract with behavioral health providers, including mental health and substance use disorder providers, to offer these services to their members. The access standard for urban and semi-urban counties is that behavioral health services be available within 30 miles of the member's residence. For densely-settled rural counties, behavioral health services should be available within 45 miles of the member's residence. For rural and frontier counties, behavioral health services should be available within 60 miles of the member's residence. The KanCare MCOs were instructed to exclude Community Mental Health Centers (CMHCs), Psychiatric Residential Treatment Facilities (PRTFs), and Regional Alcohol and Drug Assessment Centers (RADACs) when creating these maps, as all of these providers must be in network for all plans due to the nature of service they provide.