



# GEO-ACCESS MAPS

## For 2nd Quarter, 2022

The following Geo-Access maps are generated by the KanCare Managed Care Organizations (MCOs) each quarter and illustrate the geographical coverage of providers throughout the state for specific provider types. The format for the maps has been updated to reflect changes with KanCare 2.0 and in accordance with the Medicaid and CHIP Managed Care Final Rule.

The Geographic Mapping Reports allow KDHE to evaluate the growth of the network, identify gaps in coverage, monitor MCO compliance with the KanCare Network Adequacy Standards, and provide constructive feedback to the MCOs.

The provider categories included in the maps are listed below:

- Adult Primary Care Providers (PCPs)
- Pediatric Primary Care Providers (PCPs)
- OB/GYN
- Adult Behavioral Health (non-waiver)
- Pediatric Behavioral Health (non-waiver)
- Adult Specialists
- Pediatric Specialists
- Hospital
- Pharmacy
- Dental and Vision
- Ancillary Services
- HCBS (fixed-site)

Each map identifies the specialty and—where applicable—population for the service identified. Only providers contracted for the specified service are shown, including providers in border states. Provider service locations are identified on each map as a small dot and colored circles are used to represent the radius in miles from each provider service location (for the identified urban-rural classification). The size of each circle corresponds to distance requirements identified in the network standards.

For each map, a count will display the number of unique providers and locations. In some instances, many providers practice in a single location. Providers may also have multiple practice locations.

The index below identifies the classification indicators used in the maps. For all maps, the following scale is used.



### Adult Services

- Urban/Semi-Urban
- Densely Settled/Rural/Frontier
- Border State
- Provider Locations

### Pediatric Services

- Urban/Semi-Urban
- Densely Settled/Rural/Frontier
- Border State
- Provider Locations

### HCBS Services

- Urban/Semi-Urban
- Densely Settled/Rural/Frontier
- Border State
- Provider Locations

### Hospital, Ancillary, Pharmacy, and Vision Services

- Urban/Semi-Urban
- Densely Settled/Rural/Frontier
- Border State
- Provider Locations



KanCare Manage Care Organization  
 Mapped Provider Count Report  
*Aetna Better Health*

Provider Specialty Type	# Unique Providers	# Unique Locations	URBAN & SEMI-URBAN		RURAL & FRONTIER	
			Percent of Members within Access Standard	Mean Distance from Member to Provider Type	Percent of Members within Access Standard	Mean Distance from Member to Provider Type
<b>Primary Care Physicians</b>			<i>20 MILES / 40 MINUTES</i>		<i>30 MILES / 45 MINUTES</i>	
Adult Primary Care Providers	2509	800	100.0%	1.5	100.0%	3.8
Pediatric Primary Care Providers	3121	840	100.0%	1.6	100.0%	3.9
<b>OB/GYN</b>			<i>15 MILES / 30 MINUTES</i>		<i>60 MILES / 90 MINUTES</i>	
OB/GYN	503	265	100.0%	3.1	100.0%	12.9
<b>Behavioral Health</b>			<i>30 MILES / 60 MINUTES</i>		<i>60 MILES / 90 MINUTES</i>	
Adult Behavioral Health	3433	1067	100.0%	1.4	100.0%	5.7
Pediatric Behavioral Health	4067	1082	100.0%	1.5	100.0%	5.7
<b>Specialist</b>			<i>30 MILES / 60 MINUTES</i>		<i>90 MILES / 135 MINUTES</i>	
<b>ADULT SPECIALIST</b>			<i>30 MILES / 60 MINUTES</i>		<i>90 MILES / 135 MINUTES</i>	
Allergy	39	50	97.2%	8.1	100.0%	41.2
Cardiology	503	297	100.0%	3.0	100.0%	15.7
Dermatology	59	123	100.0%	4.7	100.0%	20.4
Gastroenterology	145	115	100.0%	7.5	99.7%	40.4
General Surgery	470	363	100.0%	3.0	100.0%	7.8
Hematology/Oncology	243	180	100.0%	4.5	100.0%	23.6
Nephrology	131	131	100.0%	5.2	100.0%	25.8
Neurology	359	232	100.0%	3.9	100.0%	16.3
Ophthalmology	118	102	100.0%	6.3	100.0%	24.9
Orthopedics	305	256	100.0%	3.2	100.0%	10.9
Otolaryngology	130	103	100.0%	5.3	100.0%	27.1
Physical Medicine/Rehab	86	94	100.0%	6.4	90.6%	50.3
Plastic and Reconstructive Surgery	57	90	96.7%	9.5	92.3%	56.3
Podiatry	66	100	100.0%	6.2	100.0%	21.0
Psychiatrist	522	408	100.0%	2.2	100.0%	8.1
NOTE: The standard for this specialty differs from other specialties in this group.			<i>15 MILES / 30 MINUTES</i> ↑		<i>60 MILES / 90 MINUTES</i> ↑	
Pulmonary Disease	212	155	100.0%	5.5	100.0%	27.2
Urology	116	84	100.0%	6.2	99.9%	25.0



KanCare Manage Care Organization  
 Mapped Provider Count Report  
*Aetna Better Health*

Provider Specialty Type	# Unique Providers	# Unique Locations	URBAN & SEMI-URBAN		RURAL & FRONTIER	
			Percent of Members within Access Standard	Mean Distance from Member to Provider Time	Percent of Members within Access Standard	Mean Distance from Member to Provider Time
<b>PEDIATRIC SPECIALIST</b>			<b>30 MILES / 60 MINUTES</b>		<b>90 MILES / 135 MINUTES</b>	
Allergy	39	51	97.7%	7.9	100.0%	45.2
Cardiology	503	297	100.0%	3.2	100.0%	15.4
Dermatology	59	123	100.0%	4.9	100.0%	19.8
Gastroenterology	145	115	100.0%	7.2	99.7%	43.8
General Surgery	468	362	100.0%	3.2	100.0%	7.7
Hematology/Oncology	243	180	100.0%	4.7	100.0%	22.1
Neonatology	57	25	97.3%	12.3	66.8%	96.1
Nephrology	131	131	100.0%	5.3	100.0%	28.3
Neurology	359	232	100.0%	4.1	100.0%	17.2
Ophthalmology	118	102	100.0%	5.9	100.0%	27.1
Orthopedics	305	256	100.0%	3.4	100.0%	10.8
Otolaryngology	130	103	100.0%	5.4	100.0%	30.4
Physical Medicine/Rehab	86	94	100.0%	6.2	84.9%	61.0
Plastic and Reconstructive Surgery	57	90	97.3%	8.8	86.8%	66.1
Podiatry	66	100	100.0%	6.1	100.0%	22.5
Psychiatrist	520	406	100.0%	2.4	100.0%	8.1
NOTE: The standard for this specialty differs from other specialties in this group.			15 MILES / 30 MINUTES ↑		60 MILES / 90 MINUTES ↑	
Pulmonary Disease	212	155	100.0%	5.4	100.0%	29.9
Urology	116	84	100.0%	6.4	99.7%	24.3
<b>Hospital</b>			<b>30 MILES / 60 MINUTES</b>		<b>60 MILES / 90 MINUTES</b>	
Hospital	143	147	100.0%	4.6	100.0%	7.1
<b>Pharmacy</b>			<b>10 MILES / 20 MINUTES</b>		<b>30 MILES / 45 MINUTES</b>	
Pharmacy	686	682	99.9%	1.6	100.0%	4.1
<b>Vision</b>			<b>30 MILES / 60 MINUTES</b>		<b>60 MILES / 90 MINUTES</b>	
Optometry	404	301	100.0%	2.0	100.0%	8.5
<b>Dental</b>			<b>20 MILES / 40 MINUTES</b>		<b>30 MILES / 45 MINUTES</b>	
Adult Dental Primary Care	320	225	100.0%	2.6	97.8%	9.3
Pediatric Dental Primary Care	376	253	100.0%	2.5	97.6%	8.9



KanCare Manage Care Organization  
 Mapped Provider Count Report  
*Aetna Better Health*

Provider Specialty Type	# Unique Providers	# Unique Locations	URBAN & SEMI-URBAN		RURAL & FRONTIER	
			Percent of Members within Access Standard	Mean Distance from Member to Provider Type	Percent of Members within Access Standard	Mean Distance from Member to Provider Type
<b>Ancillary Services</b>			<i>30 MILES / 60 MINUTES</i>		<i>60 MILES / 90 MINUTES</i>	
Physical Therapy	659	232	100.0%	3.2	100.0%	14.2
Occupational Therapy	221	122	100.0%	4.2	92.7%	31.1
Speech Therapy	230	116	97.5%	6.7	92.6%	36.8
X-Ray	161	166	100.0%	4.2	100.0%	6.9
Lab	189	197	100.0%	4.4	100.0%	6.6
NOTE: The standard for this specialty differs from other specialties in this group.					<i>30 MILES / 60 MINUTES</i> ↑	

Provider Specialty Type	# Unique Providers	# Unique Locations	URBAN & SEMI-URBAN		RURAL & FRONTIER	
			Percent of Members within Access Standard	Mean Distance from Member to Specialist	Percent of Members within Access Standard	Mean Distance from Member to Specialist
<b>Adult Day Care PT 55/PS 410/PC S5101 &amp; S5102</b>			<i>30 MILES / 60 MINUTES</i>		<i>60 MILES / 100 MINUTES</i>	
FE Waiver Providers	132	139	100.0%	4.3	100.0%	12.9
<b>Day Supports PT 55/PS 520/PC T2021</b>						
IDD Waiver Providers	125	140	100.0%	3.5	100.0%	17.0





KanCare Manage Care Organization  
 Mapped Provider Count Report  
*Sunflower State Health Plan*

Provider Specialty Type	# Unique Providers	# Unique Locations	URBAN & SEMI-URBAN		RURAL & FRONTIER	
			Percent of Members within Access Standard	Mean Distance from Member to Provider Type	Percent of Members within Access Standard	Mean Distance from Member to Provider Type
<b>Primary Care Physicians</b>			<i>20 MILES / 40 MINUTES</i>		<i>30 MILES / 45 MINUTES</i>	
Adult Primary Care Providers	3,443	1,114	100.0%	1.4	100.0%	3.1
Pediatric Primary Care Providers	4,243	1,157	100.0%	1.4	100.0%	3.3
<b>OB/GYN</b>			<i>15 MILES / 30 MINUTES</i>		<i>60 MILES / 90 MINUTES</i>	
OB/GYN	489	218	99.9%	3.1	98.9%	15.9
<b>Behavioral Health</b>			<i>30 MILES / 60 MINUTES</i>		<i>60 MILES / 90 MINUTES</i>	
Adult Behavioral Health	3,942	1,275	100.0%	1.2	100.0%	5.2
Pediatric Behavioral Health	4,811	1,313	100.0%	1.2	100.0%	5.2
<b>Specialist</b>			<i>30 MILES / 60 MINUTES</i>		<i>90 MILES / 135 MINUTES</i>	
<b>ADULT SPECIALIST</b>			<i>30 MILES / 60 MINUTES</i>		<i>90 MILES / 135 MINUTES</i>	
Allergy	49	37	100.0%	6.8	100.0%	36.8
Cardiology	487	176	100.0%	4.2	100.0%	19.4
Dermatology	87	72	100.0%	6.4	96.9%	38.8
Gastroenterology	151	72	100.0%	6.6	99.8%	37.4
General Surgery	480	278	100.0%	3.5	100.0%	9.0
Hematology/Oncology	254	86	100.0%	5.5	99.8%	26.0
Nephrology	144	79	100.0%	5.9	100.0%	27.7
Neurology	387	156	100.0%	4.8	100.0%	25.5
Ophthalmology	161	184	100.0%	3.2	100.0%	17.6
Orthopedics	303	171	100.0%	3.9	100.0%	12.4
Otolaryngology	139	67	100.0%	5.6	94.6%	45.2
Physical Medicine/Rehab	86	67	100.0%	6.0	99.1%	35.3
Plastic and Reconstructive Surgery	57	41	92.3%	11.3	92.6%	59.2
Podiatry	60	59	100.0%	7.0	100.0%	28.6
Psychiatrist*	647	377	99.9%	2.2	99.9%	10.3
*NOTE: The standard for this specialty differs from other specialties in this group.			<i>15 MILES / 30 MINUTES</i>		<i>60 MILES / 90 MINUTES</i>	
Pulmonary Disease	238	98	100.0%	5.4	100.0%	28.1
Urology	108	66	100.0%	6.5	99.8%	27.7



KanCare Manage Care Organization  
 Mapped Provider Count Report  
*Sunflower State Health Plan*

Provider Specialty Type	# Unique Providers	# Unique Locations	URBAN & SEMI-URBAN		RURAL & FRONTIER	
			Percent of Members within Access Standard	Mean Distance from Member to Provider Type	Percent of Members within Access Standard	Mean Distance from Member to Provider Type
<b>PEDIATRIC SPECIALIST</b>			<i>30 MILES / 60 MINUTES</i>		<i>90 MILES / 135 MINUTES</i>	
Allergy	51	39	100.0%	6.8	100.0%	37.6
Cardiology	488	178	100.0%	4.3	100.0%	20.1
Dermatology	90	72	100.0%	6.3	97.0%	38.7
Gastroenterology	153	73	100.0%	6.6	99.8%	38.5
General Surgery	486	280	100.0%	3.6	100.0%	9.3
Hematology/Oncology	256	87	100.0%	5.5	99.8%	26.3
Neonatology	102	28	91.7%	14.3	68.6%	91.0
Nephrology	145	79	100.0%	5.8	100.0%	27.4
Neurology	389	156	100.0%	4.8	100.0%	25.9
Ophthalmology	161	184	100.0%	3.3	100.0%	18.9
Orthopedics	304	171	100.0%	4.0	100.0%	12.7
Otolaryngology	140	68	100.0%	5.7	100.0%	36.0
Physical Medicine/Rehab	86	67	100.0%	5.9	99.1%	35.6
Plastic and Reconstructive Surgery	58	41	91.8%	11.4	90.5%	62.3
Podiatry	63	60	99.9%	6.8	100.0%	28.8
Psychiatrist*	352	379	99.9%	2.3	99.9%	10.5
*NOTE: The standard for this specialty differs from other specialties in this group.			<i>15 MILES / 30 MINUTES</i>		<i>60 MILES / 90 MINUTES</i>	
Pulmonary Disease	241	99	100.0%	5.4	100.0%	29.0
Urology	108	66	100.0%	6.6	99.8%	27.9
<b>Hospital</b>			<i>30 MILES / 60 MINUTES</i>		<i>60 MILES / 90 MINUTES</i>	
Hospital	278	334	100.0%	3.2	100.0%	5.3
<b>Pharmacy</b>			<i>10 MILES / 20 MINUTES</i>		<i>30 MILES / 45 MINUTES</i>	
Pharmacy	629	619	99.8%	1.5	100.0%	3.8
<b>Vision</b>			<i>30 MILES / 60 MINUTES</i>		<i>60 MILES / 90 MINUTES</i>	
Optometry	467	417	100.0%	1.8	100.0%	6.6
<b>Dental</b>			<i>20 MILES / 40 MINUTES</i>		<i>30 MILES / 45 MINUTES</i>	
Adult Dental Primary Care	299	250	100.0%	3.1	99.8%	8.0
Pediatric Dental Primary Care	230	154	100.0%	2.9	88.9%	19.7



KanCare Manage Care Organization  
 Mapped Provider Count Report  
*Sunflower State Health Plan*

Provider Specialty Type	# Unique Providers	# Unique Locations	Percent of Members within Access Standard	Mean Distance from Member to Provider Time	Percent of Members within Access Standard	Mean Distance from Member to Provider Time
<b>Ancillary Services</b>						
			<i>30 MILES / 60 MINUTES</i>		<i>60 MILES / 90 MINUTES</i>	
Physical Therapy	870	402	100.0%	2.6	100.0%	5.0
Occupational Therapy	379	275	100.0%	2.7	100.0%	8.2
Speech Therapy	312	167	100.0%	3.5	100.0%	21.1
X-Ray	205	212	100.0%	3.9	100.0%	8.2
Lab*	206	220	100.0%	4.2	100.0%	8.8

\*NOTE: The standard for this specialty differs from other specialties in this group.

*30 MILES / 60 MINUTES*

			<i>URBAN &amp; SEMI-URBAN 30 MILES / 60 MINUTES</i>		<i>RURAL &amp; FRONTIER</i>	
Provider Specialty Type	# Unique Providers	# Unique Locations	Percent of Members within Access Standard	Mean Distance from Member to Specialist	Percent of Members within Access Standard	Mean Distance from Member to Specialist
<b>Adult Day Care PT 55/PS 410/PC S5101 &amp; S5102</b>						
FE Waiver Providers	176	187	100.0%	2.0	100.0%	10.0
<b>Day Supports PT 55/PS 520/PC T2021</b>						
IDD Waiver Providers	172	266	100.0%	2.3	100.0%	9.5



KanCare Managed Care Organization  
 Mapped Provider Count Report  
*United HealthCare*

Provider Specialty Type	# Unique Providers	# Unique Locations	URBAN & SEMI-URBAN		RURAL & FRONTIER	
			Percent of Members within Access Standard	Mean Distance from Member to Provider Time	Percent of Members within Access Standard	Mean Distance from Member to Provider Time
<b>Primary Care Physicians</b>			<b>20 MILES / 40 MINUTES</b>		<b>30 MILES / 45 MINUTES</b>	
Adult Primary Care Providers	3631	1153	100.0%	0.9	100.0%	2.1
Pediatric Primary Care Providers	3864	1162	100.0%	1.0	100.0%	2.3
<b>OB/GYN</b>			<b>15 MILES / 30 MINUTES</b>		<b>60 MILES / 90 MINUTES</b>	
OB/GYN	332	193	99.9%	2.6	99.9%	12.0
<b>Behavioral Health</b>			<b>30 MILES / 60 MINUTES</b>		<b>60 MILES / 90 MINUTES</b>	
Adult Behavioral Health	3363	1379	100.0%	0.8	100.0%	4.0
Pediatric Behavioral Health	3888	1431	100.0%	0.9	100.0%	4.1
<b>Specialist</b>			<b>30 MILES / 60 MINUTES</b>		<b>90 MILES / 135 MINUTES</b>	
<b>ADULT SPECIALIST</b>			<b>30 MILES / 60 MINUTES</b>		<b>90 MILES / 135 MINUTES</b>	
Allergy	43	36	97.6%	6.7	100.0%	39.4
Cardiology	362	206	100.0%	3.1	100.0%	10.4
Dermatology	53	63	99.8%	5.9	99.7%	23.6
Gastroenterology	120	92	100.0%	4.9	99.8%	32.4
General Surgery	335	246	100.0%	2.6	100.0%	6.9
Hematology/Oncology	204	101	100.0%	3.5	100.0%	18.1
Nephrology	75	55	98.3%	6.4	99.7%	29.2
Neurology	235	117	100.0%	3.4	100.0%	17.4
Ophthalmology	72	114	100.0%	3.0	100.0%	17.3
Orthopedics	233	167	100.0%	3.2	100.0%	9.5
Otolaryngology	112	102	100.0%	3.7	100.0%	19.6
Physical Medicine/Rehab	82	102	100.0%	4.2	99.1%	30.9
Plastic and Reconstructive Surgery	44	51	98.5%	7.8	92.9%	55.9
Podiatry	57	106	100.0%	3.5	100.0%	12.9
Psychiatrist	454	398	<b>100.0%</b>	<b>1.7</b>	<b>100.0%</b>	<b>5.9</b>
NOTE: The standard for this specialty differs from other specialties in this group.			<b>15 MILES / 30 MINUTES</b> ↑		<b>60 MILES / 90 MINUTES</b> ↑	
Pulmonary Disease	136	89	100.0%	4.4	100.0%	29.8
Urology	106	93	100.0%	3.9	100.0%	15.6



KanCare Managed Care Organization  
 Mapped Provider Count Report  
*United HealthCare*

Provider Specialty Type	# Unique Providers	# Unique Locations	URBAN & SEMI-URBAN		RURAL & FRONTIER	
			Percent of Members within Access Standard	Mean Distance from Member to Provider Type	Percent of Members within Access Standard	Mean Distance from Member to Provider Type
<b>PEDIATRIC SPECIALIST</b>			<b>30 MILES / 60 MINUTES</b>		<b>90 MILES / 135 MINUTES</b>	
Allergy	43	36	98.1%	6.6	100.0%	41.8
Cardiology	359	204	100.0%	3.1	100.0%	10.3
Dermatology	53	63	99.8%	5.7	99.7%	22.1
Gastroenterology	120	92	100.0%	4.8	99.7%	34.7
General Surgery	335	246	100.0%	2.7	100.0%	7.0
Hematology/Oncology	204	101	100.0%	3.6	100.0%	17.2
Neonatology	76	29	97.8%	8.0	68.7%	87.2
Nephrology	74	55	98.6%	5.9	99.7%	28.1
Neurology	235	117	100.0%	3.6	100.0%	19.1
Ophthalmology	128	147	100.0%	2.8	100.0%	19.0
Orthopedics	233	167	100.0%	3.2	100.0%	9.2
Otolaryngology	112	102	100.0%	3.9	100.0%	23.2
Physical Medicine/Rehab	82	102	100.0%	4.1	99.3%	32.0
Plastic and Reconstructive Surgery	44	51	98.7%	7.3	90.6%	61.8
Podiatry	57	106	100.0%	3.5	100.0%	12.5
Psychiatrist	454	398	<b>100.0%</b>	<b>1.8</b>	<b>100.0%</b>	<b>6.0</b>
NOTE: The standard for this specialty differs from other specialties in this group.			<b>15 MILES / 30 MINUTES</b> ↑		<b>60 MILES / 90 MINUTES</b> ↑	
Pulmonary Disease	136	89	100.0%	4.4	100.0%	32.3
Urology	106	93	100.0%	4.0	100.0%	15.9
<b>Hospital</b>			<b>30 MILES / 60 MINUTES</b>		<b>60 MILES / 90 MINUTES</b>	
Hospital	218	201	100.0%	2.8	100.0%	4.8
<b>Pharmacy</b>			<b>10 MILES / 20 MINUTES</b>		<b>30 MILES / 45 MINUTES</b>	
Pharmacy	681	654	99.9%	1.2	100.0%	3.1
<b>Vision</b>			<b>30 MILES / 60 MINUTES</b>		<b>60 MILES / 90 MINUTES</b>	
Optometry	479	497	100.0%	1.2	100.0%	4.8
<b>Dental</b>			<b>20 MILES / 40 MINUTES</b>		<b>30 MILES / 45 MINUTES</b>	
Adult Dental Primary Care	291	191	100.0%	2.2	94.6%	9.9
Pediatric Dental Primary Care	350	235	100.0%	2.1	98.1%	7.9



KanCare Managed Care Organization  
 Mapped Provider Count Report  
*United HealthCare*

Provider Specialty Type	# Unique Providers	# Unique Locations	URBAN & SEMI-URBAN		RURAL & FRONTIER	
			Percent of Members within Access Standard	Mean Distance from Member to Specialist	Percent of Members within Access Standard	Mean Distance from Member to Specialist
<b>Ancillary Services</b>			<i>30 MILES / 60 MINUTES</i>		<i>60 MILES / 90 MINUTES</i>	
Physical Therapy	795	459	100.0%	1.7	100.0%	4.0
Occupational Therapy	341	331	100.0%	1.9	100.0%	4.6
Speech Therapy	343	300	100.0%	2.2	100.0%	4.7
X-Ray	291	253	100.0%	2.6	100.0%	4.7
Lab	266	236	100.0%	2.7	100.0%	4.8
NOTE: The standard for this specialty differs from other specialties in this group.					<i>30 MILES / 60 MINUTES</i> ↑	

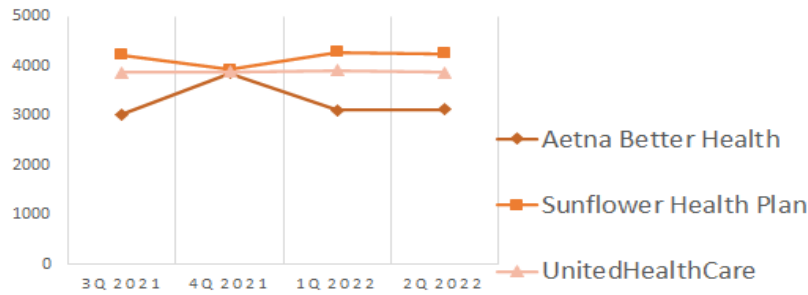
Provider Specialty Type	# Unique Providers	# Unique Locations	URBAN & SEMI-URBAN		RURAL & FRONTIER	
			Percent of Members within Access Standard	Mean Distance from Member to Specialist	Percent of Members within Access Standard	Mean Distance from Member to Specialist
<b>Adult Day Care PT 55/PS 410/PC S5101 &amp; S5102</b>			<i>30 MILES / 60 MINUTES</i>		<i>60 MILES / 100 MINUTES</i>	
FE Waiver Providers	141	156	100.0%	2.2	100.0%	10.1
<b>Day Supports PT 55/PS 520/PC T2021</b>			<i>30 MILES / 60 MINUTES</i>		<i>60 MILES / 100 MINUTES</i>	
IDD Waiver Providers	162	279	100.0%	1.7	100.0%	5.6

### Primary Care Providers (PCP)

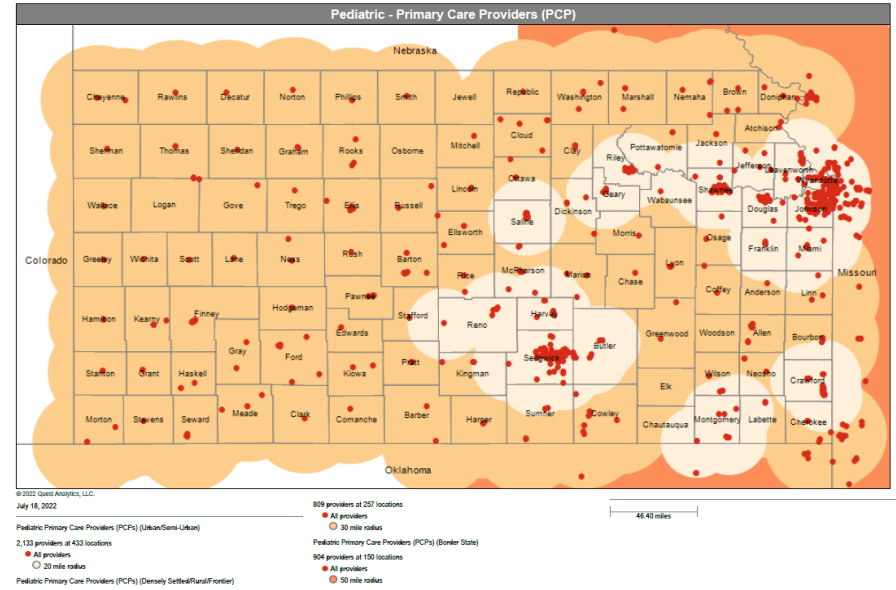
#### QUARTERLY UNIQUE PROVIDER COUNT

	3Q 2021	4Q 2021	1Q 2022	2Q 2022
<b>Aetna Better Health</b>	3028	3855	3113	3121
<b>Sunflower Health Plan</b>	4217	3931	4281	4243
<b>UnitedHealthCare</b>	3874	3878	3905	3864

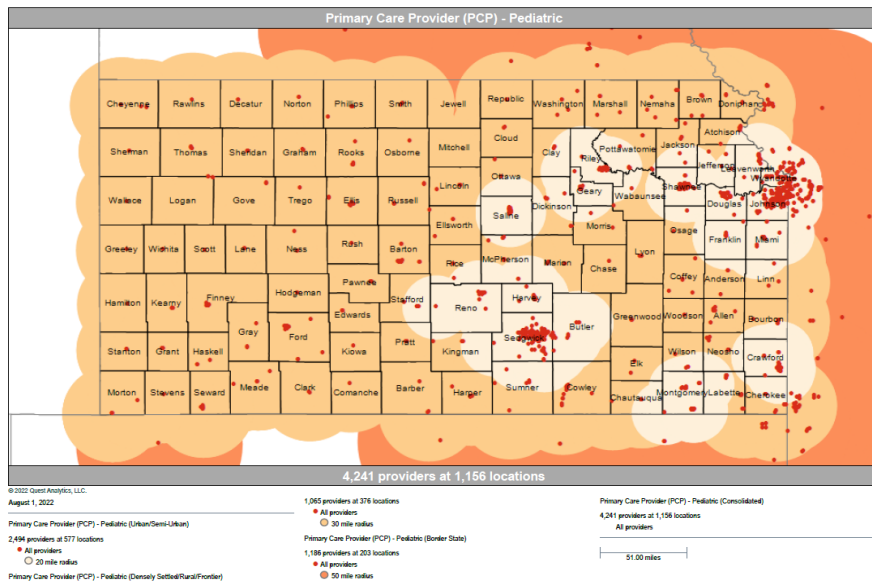
#### UNIQUE PROVIDER COUNT PEDIATRIC PCP



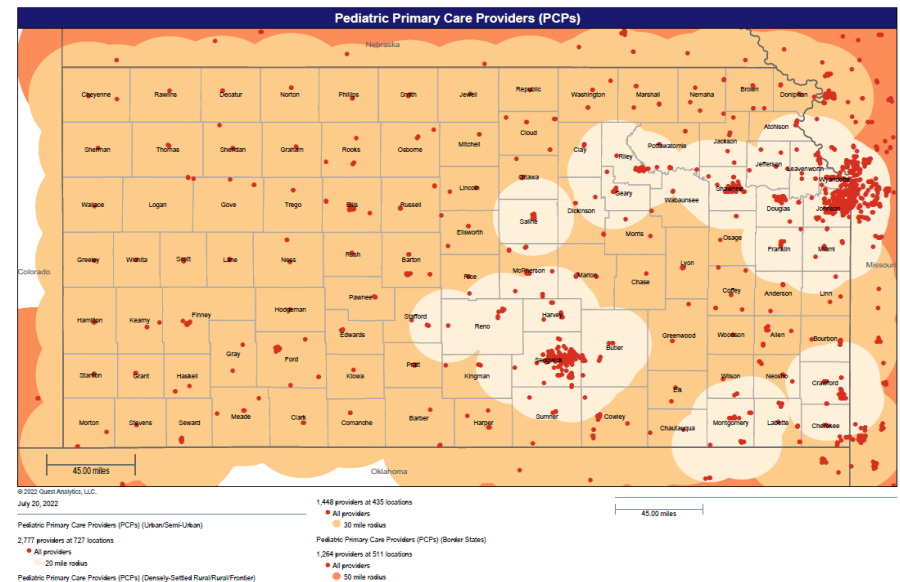
### Aetna Better Health



### Sunflower Health Plan



### UnitedHealthCare

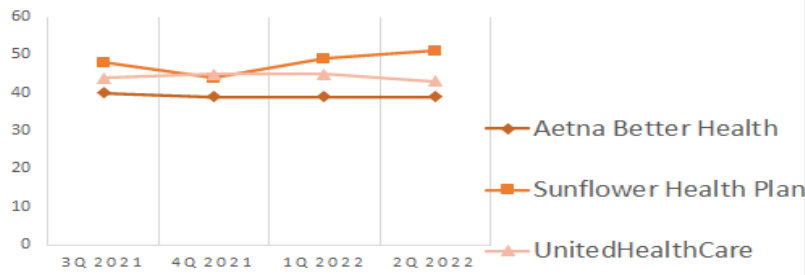


## Allergy

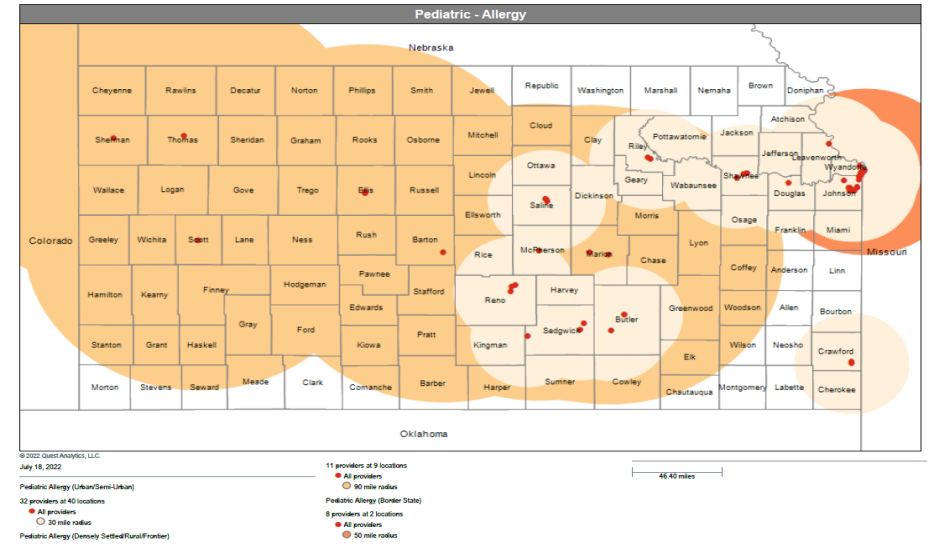
### QUARTERLY UNIQUE PROVIDER COUNT

	3Q 2021	4Q 2021	1Q 2022	2Q 2022
<b>Aetna Better Health</b>	<b>40</b>	<b>39</b>	<b>39</b>	<b>39</b>
<b>Sunflower Health Plan</b>	<b>48</b>	<b>44</b>	<b>49</b>	<b>51</b>
<b>UnitedHealthCare</b>	<b>44</b>	<b>45</b>	<b>45</b>	<b>43</b>

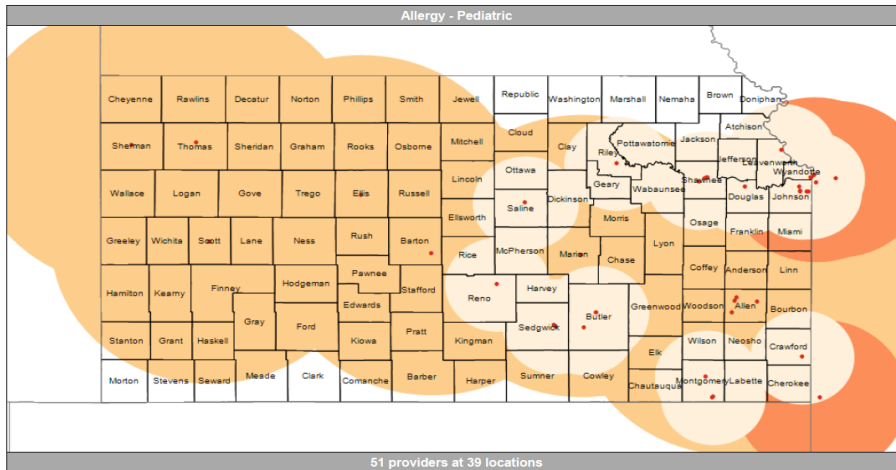
### UNIQUE PROVIDER COUNT PEDIATRIC ALLERGY



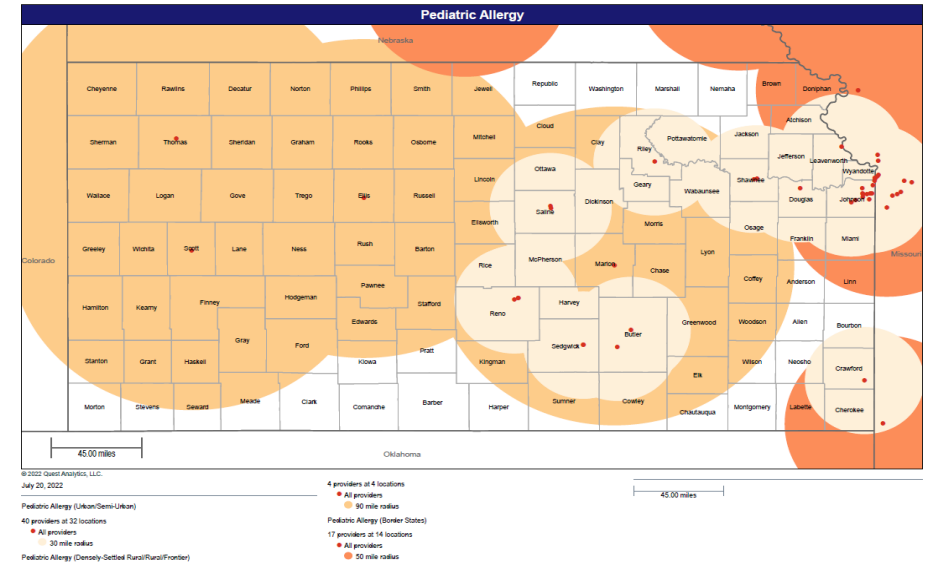
## Aetna Better Health



## Sunflower Health Plan



## UnitedHealthcare



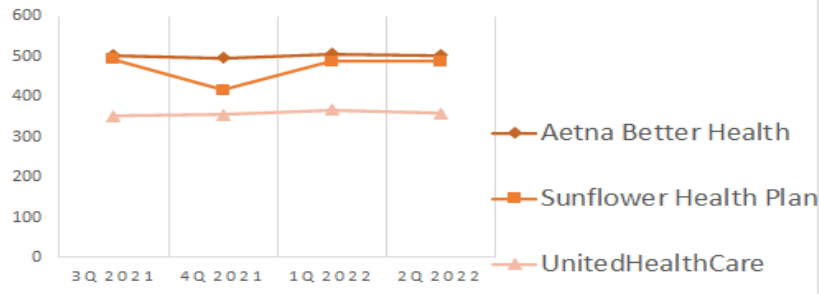


## Cardiology

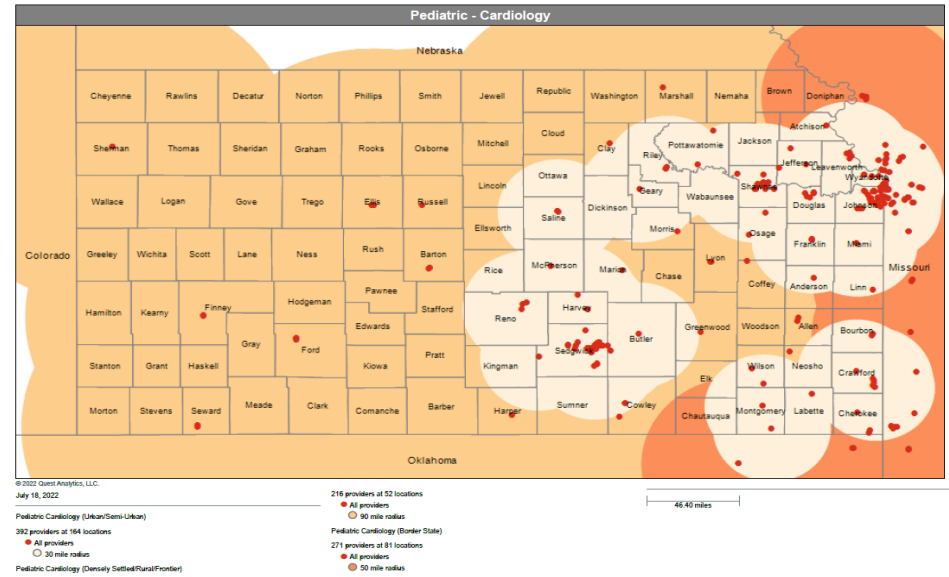
### QUARTERLY UNIQUE PROVIDER COUNT

	3Q 2021	4Q 2021	1Q 2022	2Q 2022
<b>Aetna Better Health</b>	<b>503</b>	<b>496</b>	<b>507</b>	<b>503</b>
<b>Sunflower Health Plan</b>	<b>494</b>	<b>417</b>	<b>488</b>	<b>488</b>
<b>UnitedHealthCare</b>	<b>352</b>	<b>356</b>	<b>367</b>	<b>359</b>

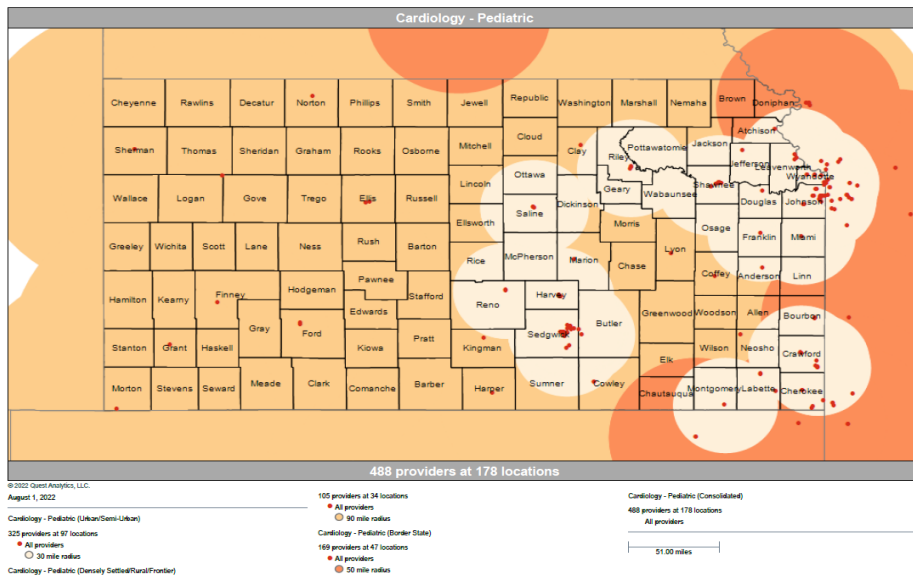
### UNIQUE PROVIDER COUNT PEDIATRIC CARDIOLOGY



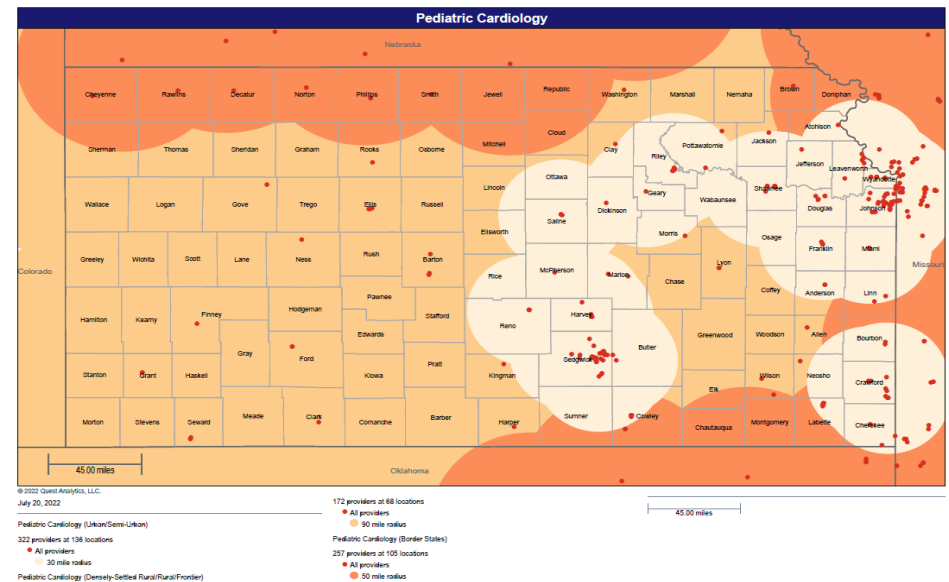
## Aetna Better Health



## Sunflower Health Plan



## UnitedHealthcare





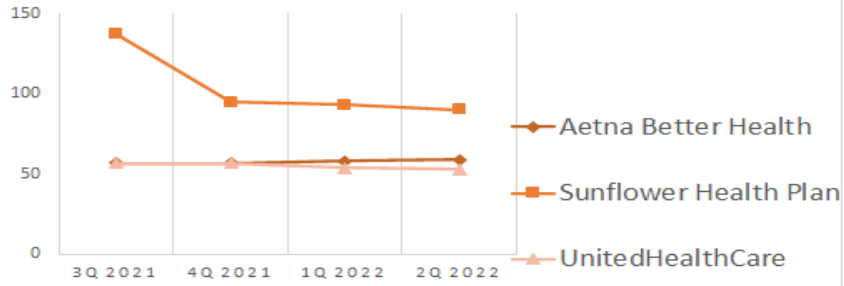
# KanCare Managed Care Organization Network Access As of July 1, 2022

## Dermatology

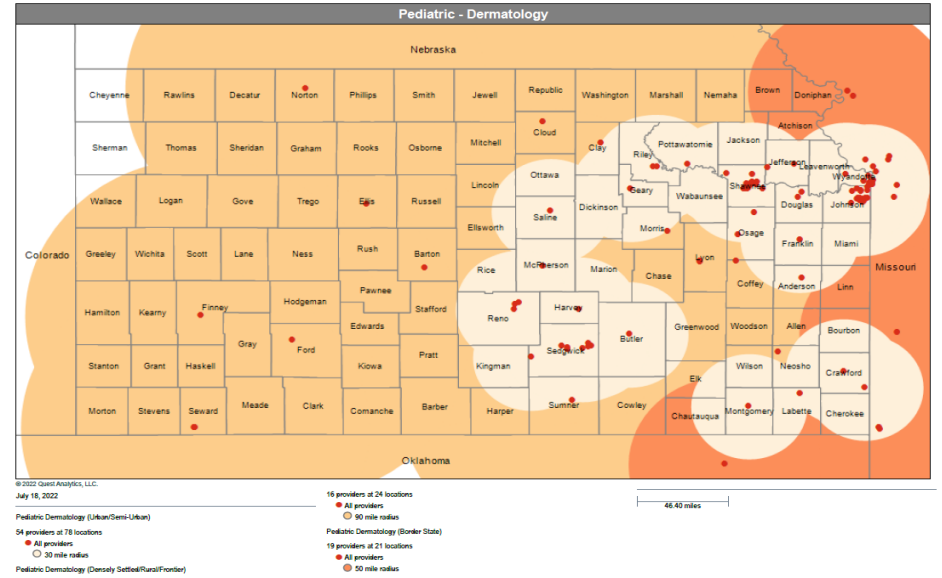
### QUARTERLY UNIQUE PROVIDER COUNT

	3Q 2021	4Q 2021	1Q 2022	2Q 2022
<b>Aetna Better Health</b>	57	57	58	59
<b>Sunflower Health Plan</b>	137	95	93	90
<b>UnitedHealthCare</b>	57	57	54	53

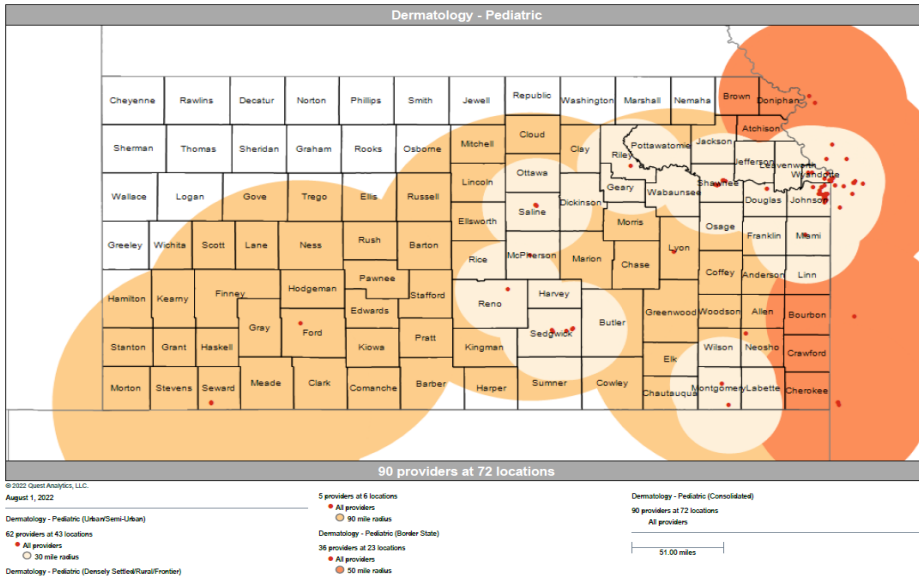
### UNIQUE PROVIDER COUNT PEDIATRIC DERMATOLOGY



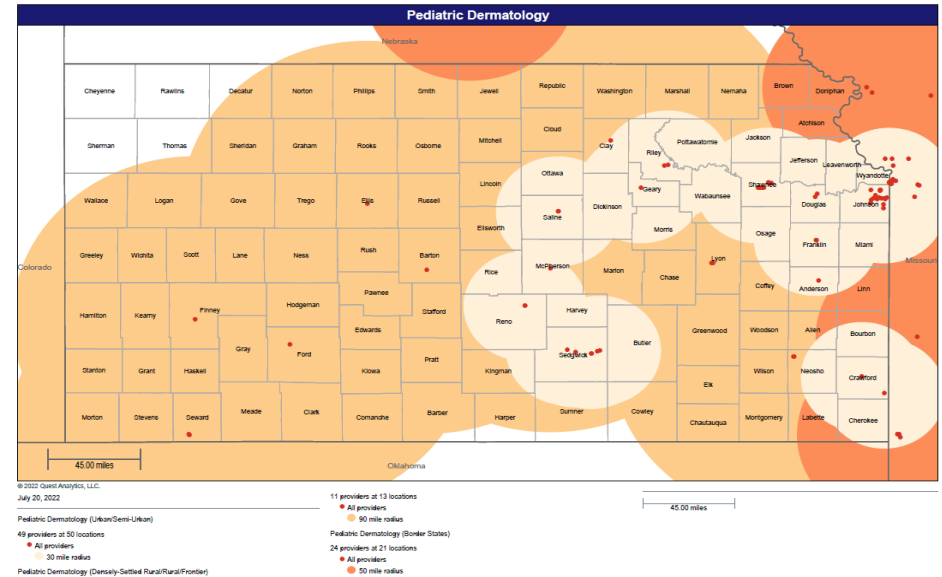
## Aetna Better Health



## Sunflower Health Plan



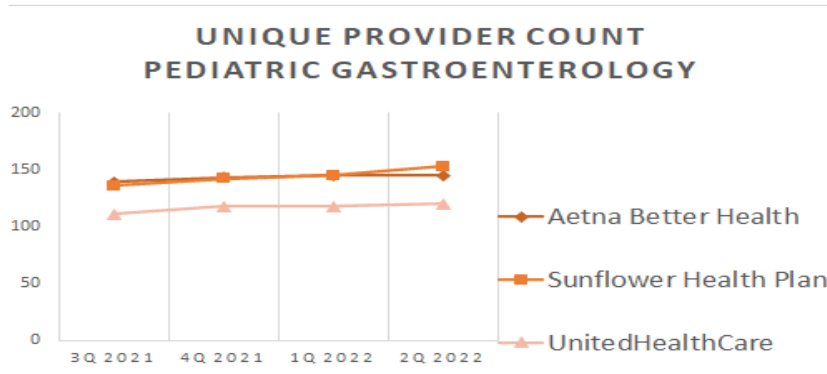
## UnitedHealthcare



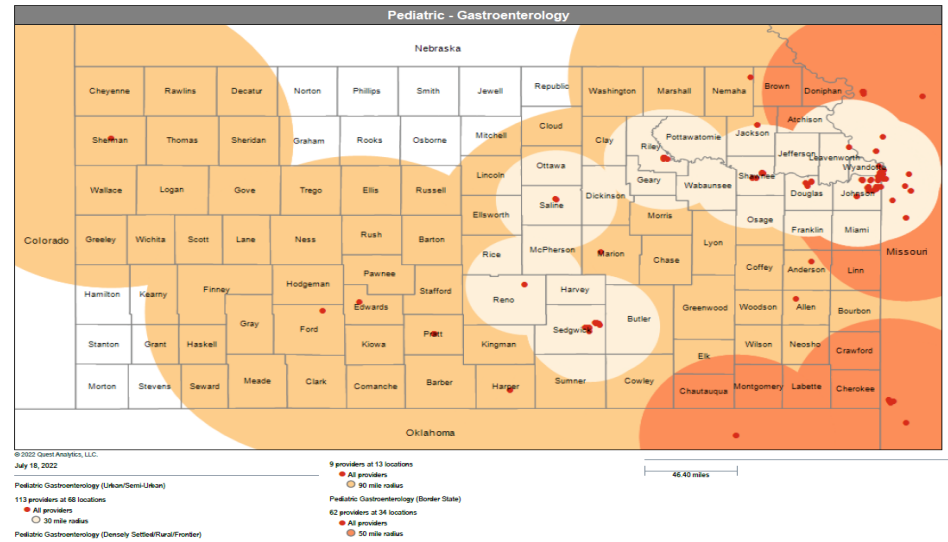
## Gastroenterology

### QUARTERLY UNIQUE PROVIDER COUNT

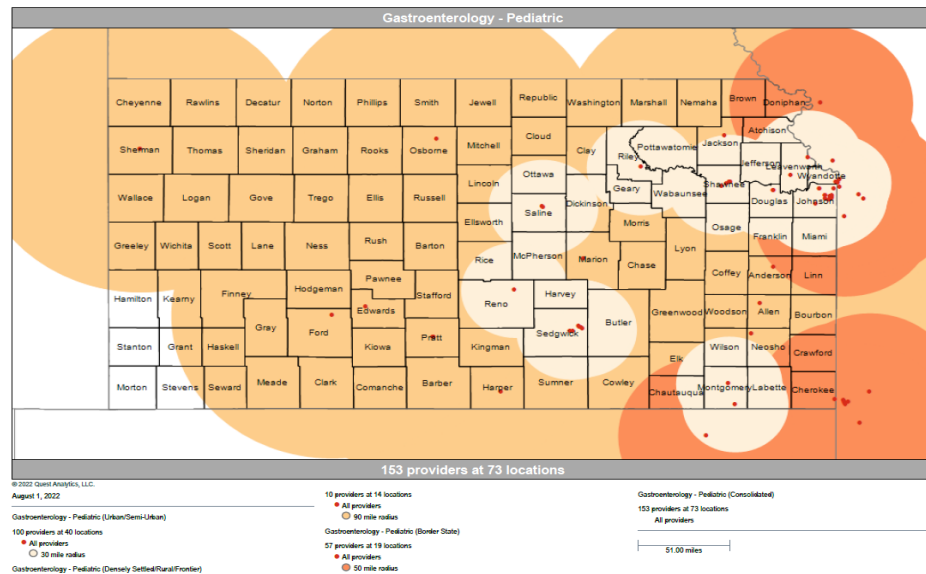
	3Q 2021	4Q 2021	1Q 2022	2Q 2022
<b>Aetna Better Health</b>	<b>139</b>	<b>143</b>	<b>145</b>	<b>145</b>
<b>Sunflower Health Plan</b>	<b>136</b>	<b>142</b>	<b>145</b>	<b>153</b>
<b>UnitedHealthCare</b>	<b>111</b>	<b>118</b>	<b>118</b>	<b>120</b>



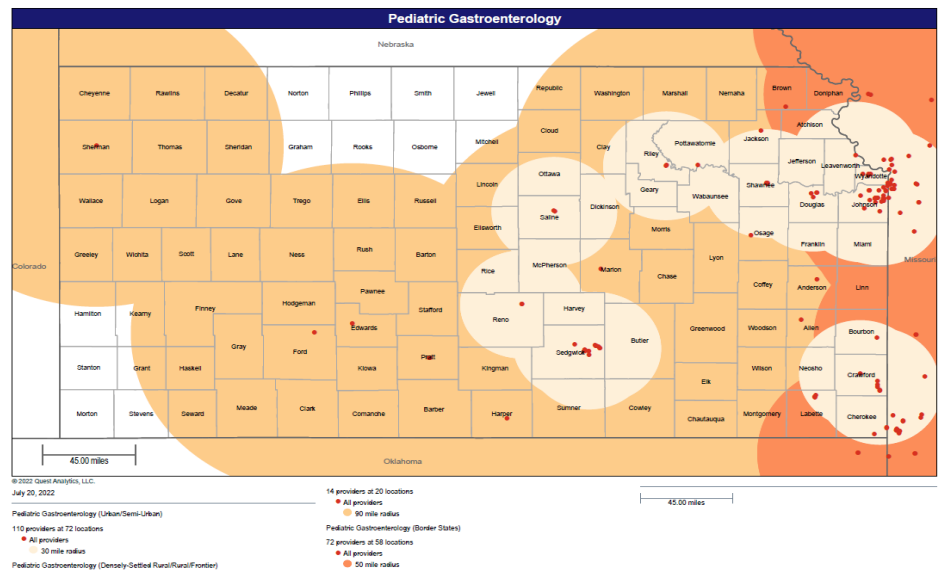
## Aetna Better Health



## Sunflower Health Plan



## UnitedHealthcare

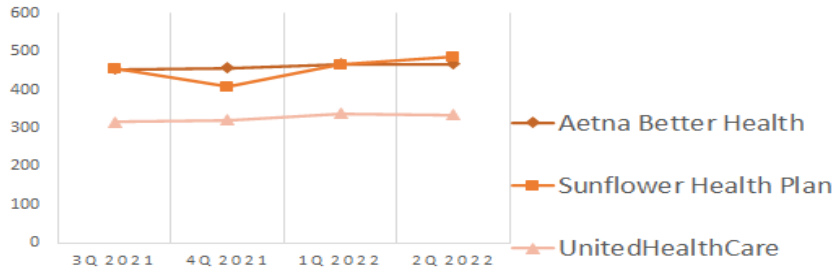


## General Surgery

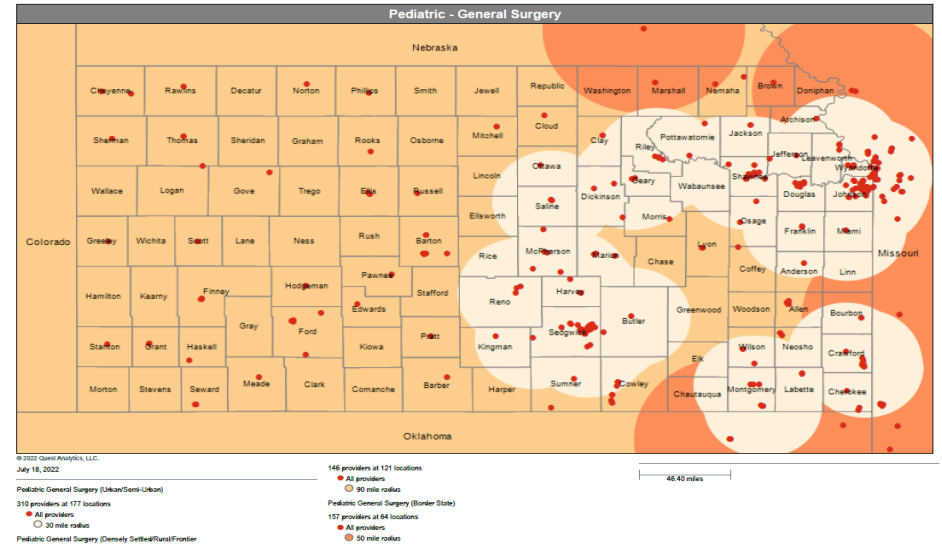
### QUARTERLY UNIQUE PROVIDER COUNT

	3Q 2021	4Q 2021	1Q 2022	2Q 2022
<b>Aetna Better Health</b>	<b>453</b>	<b>457</b>	<b>468</b>	<b>468</b>
<b>Sunflower Health Plan</b>	<b>456</b>	<b>408</b>	<b>466</b>	<b>486</b>
<b>UnitedHealthCare</b>	<b>316</b>	<b>321</b>	<b>338</b>	<b>335</b>

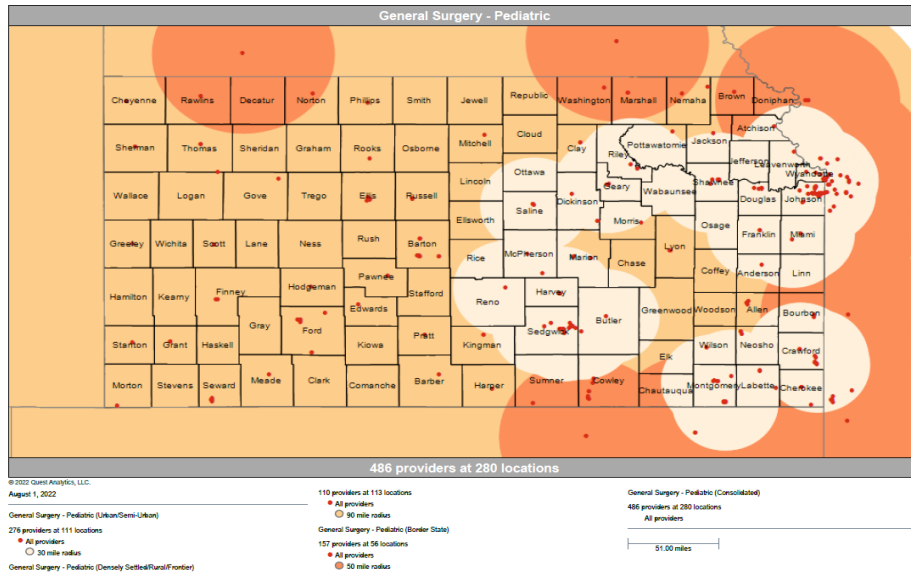
### UNIQUE PROVIDER COUNT PEDIATRIC GENERAL SURGERY



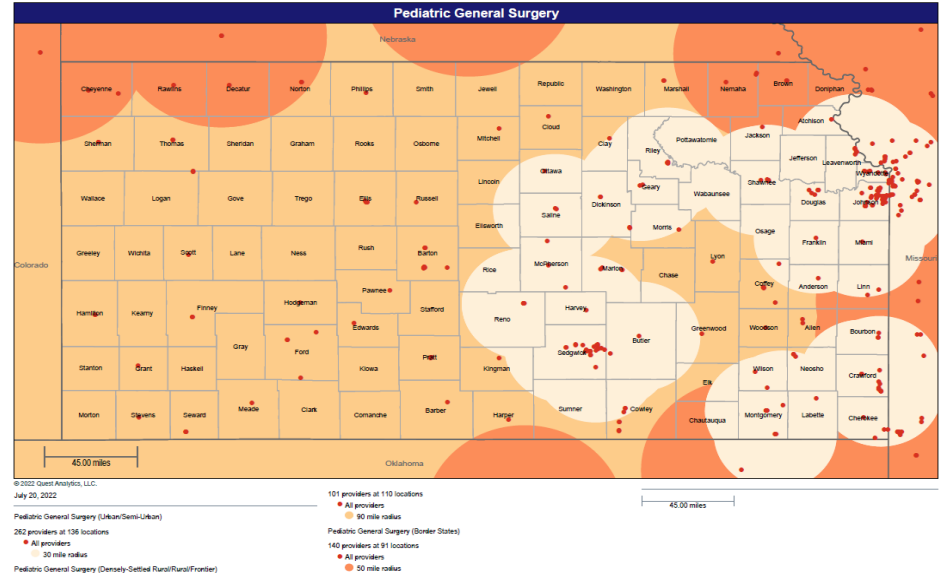
## Aetna Better Health



## Sunflower Health Plan



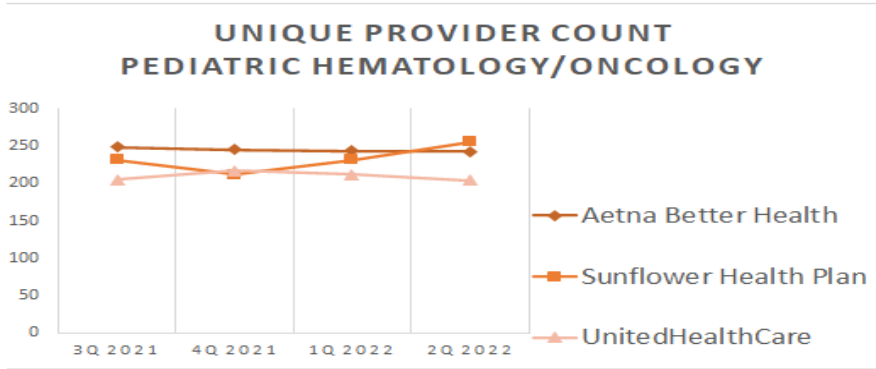
## UnitedHealthCare



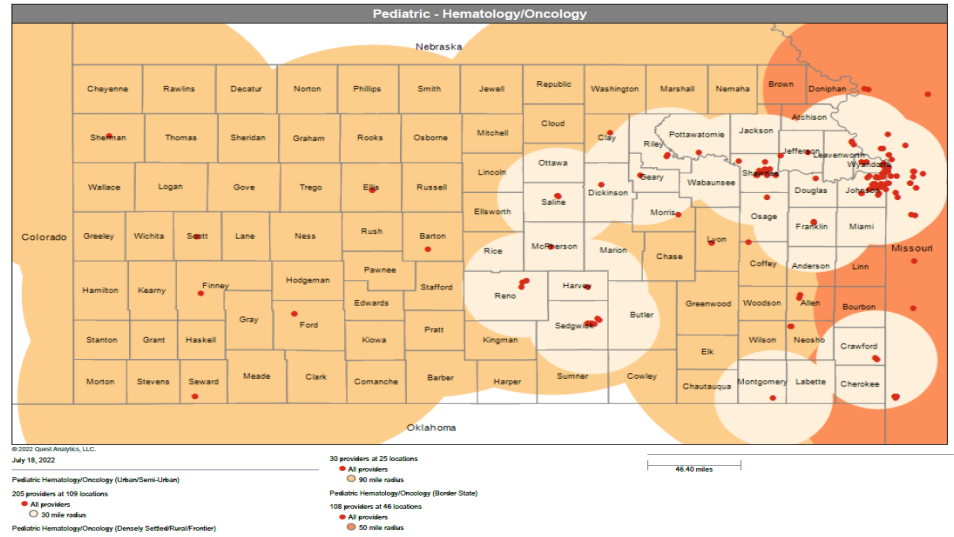
## Hematology/Oncology

### QUARTERLY UNIQUE PROVIDER COUNTY

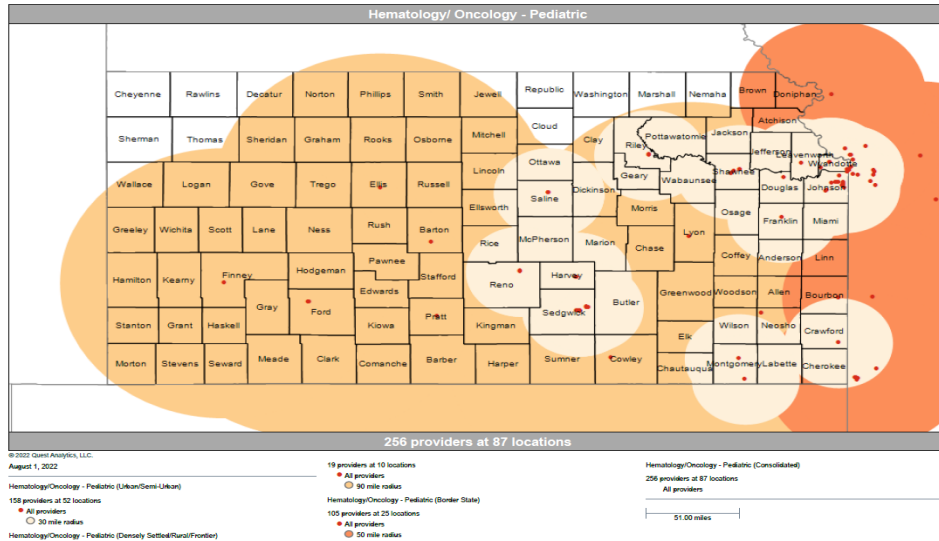
	3Q 2021	4Q 2021	1Q 2022	2Q 2022
<b>Aetna Better Health</b>	<b>249</b>	<b>245</b>	<b>244</b>	<b>243</b>
<b>Sunflower Health Plan</b>	<b>232</b>	<b>212</b>	<b>232</b>	<b>256</b>
<b>UnitedHealthCare</b>	<b>205</b>	<b>217</b>	<b>212</b>	<b>204</b>



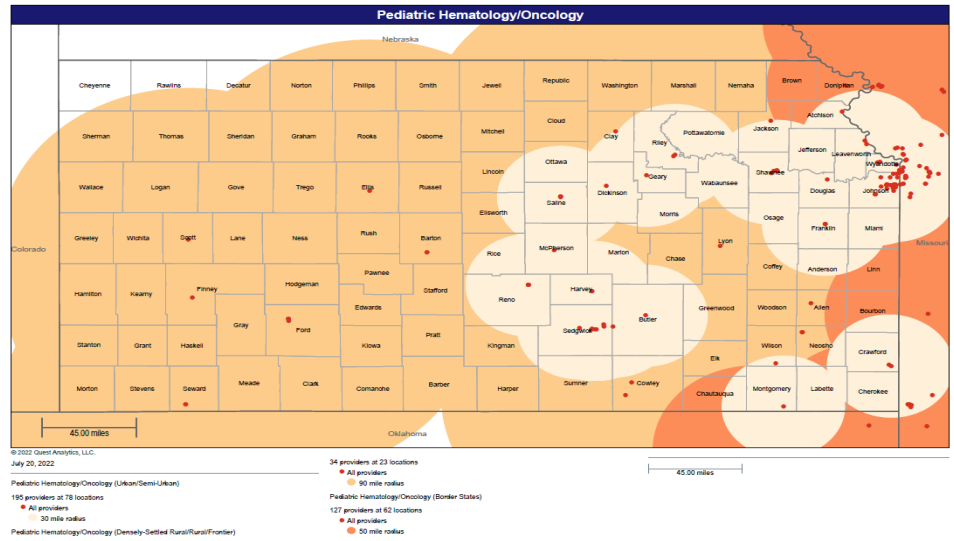
### Aetna Better Health



### Sunflower Health Plan



### UnitedHealthcare





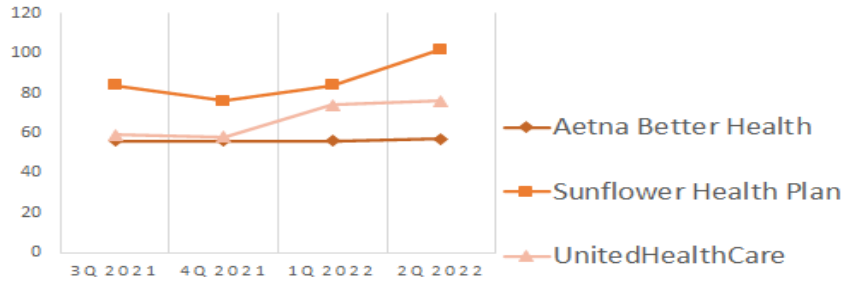
# KanCare Managed Care Organization Network Access As of July 1, 2022

## Neonatology

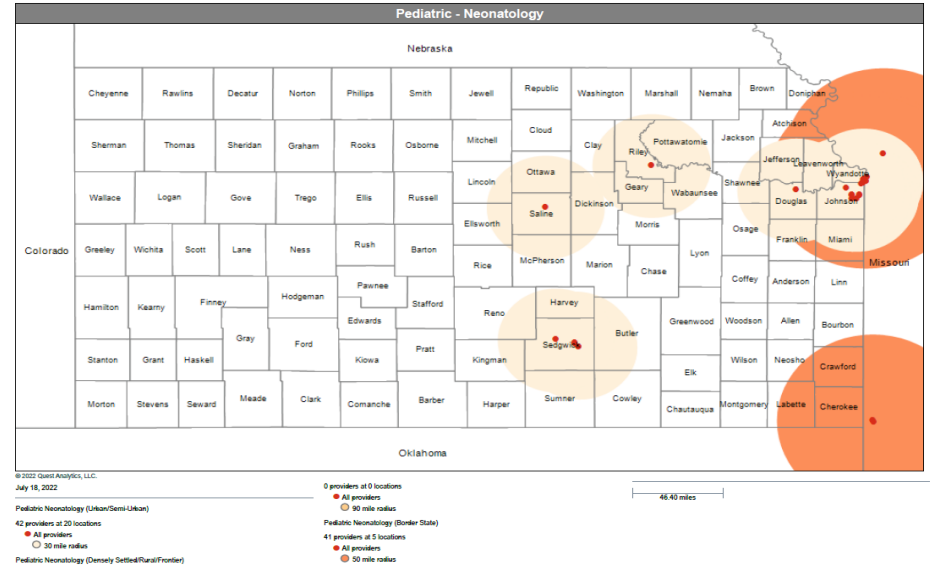
### QUARTERLY UNIQUE PROVIDER COUNT

	3Q 2021	4Q 2021	1Q 2022	2Q 2022
<b>Aetna Better Health</b>	56	56	56	57
<b>Sunflower Health Plan</b>	84	76	84	102
<b>UnitedHealthCare</b>	59	58	74	76

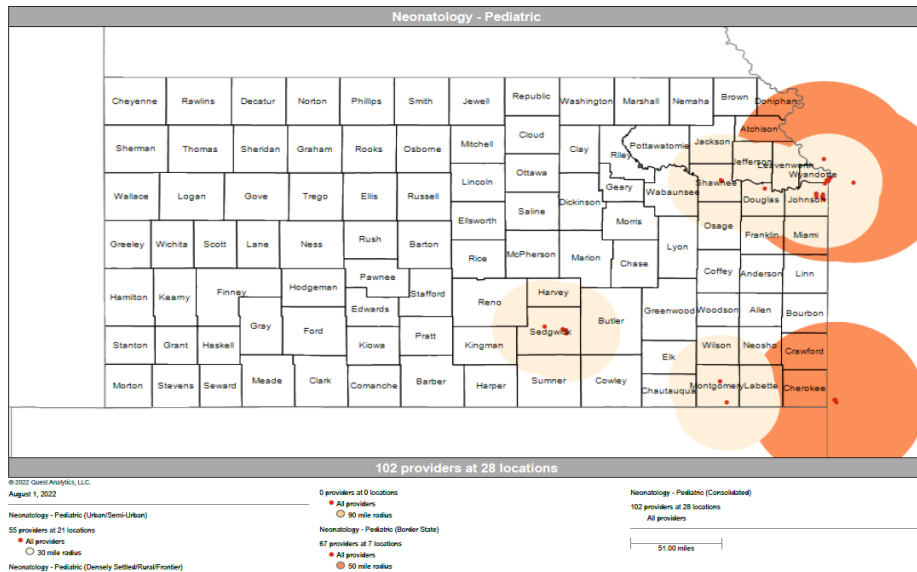
### UNIQUE PROVIDER COUNT PEDIATRIC NEONATOLOGY



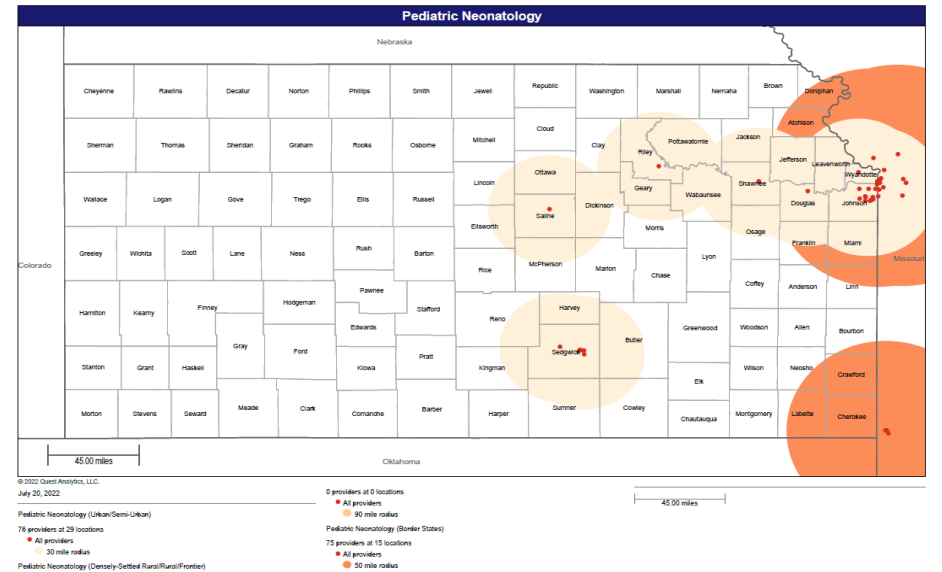
## Aetna Better Health



## Sunflower Health Plan



## UnitedHealthcare







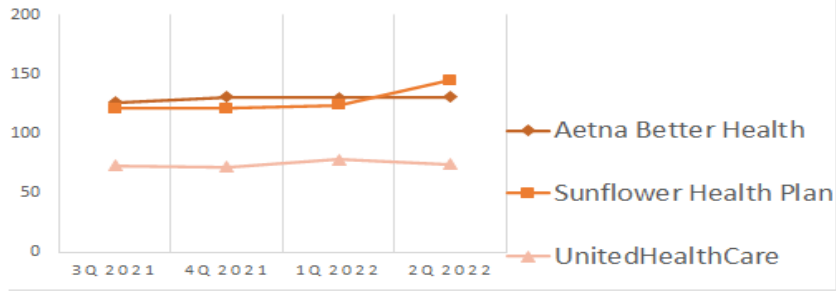
# KanCare Managed Care Organization Network Access As of July 1, 2022

## Nephrology

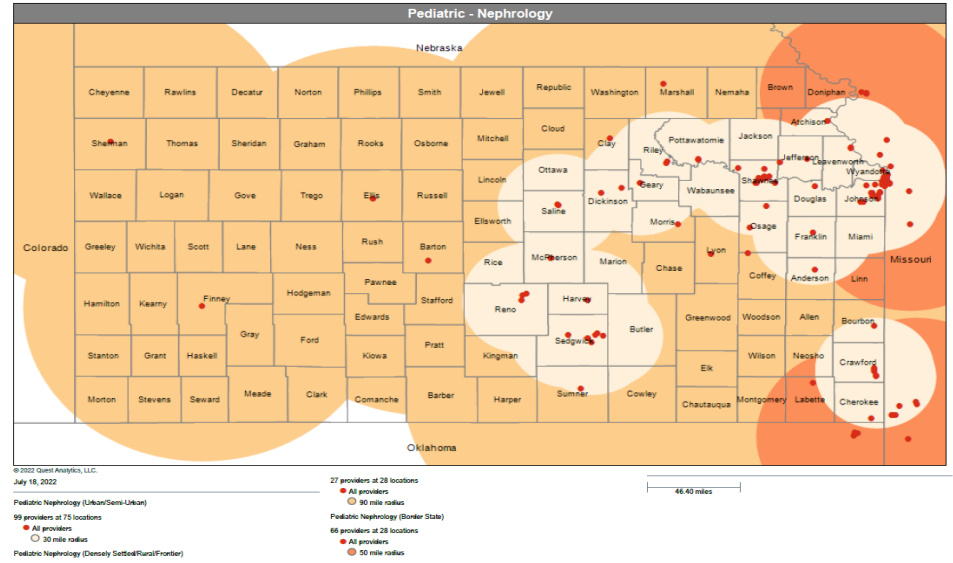
### QUARTERLY UNIQUE PROVIDER COUNT

	3Q 2021	4Q 2021	1Q 2022	2Q 2022
<b>Aetna Better Health</b>	<b>126</b>	<b>131</b>	<b>130</b>	<b>131</b>
<b>Sunflower Health Plan</b>	<b>121</b>	<b>121</b>	<b>124</b>	<b>145</b>
<b>UnitedHealthCare</b>	<b>73</b>	<b>72</b>	<b>78</b>	<b>74</b>

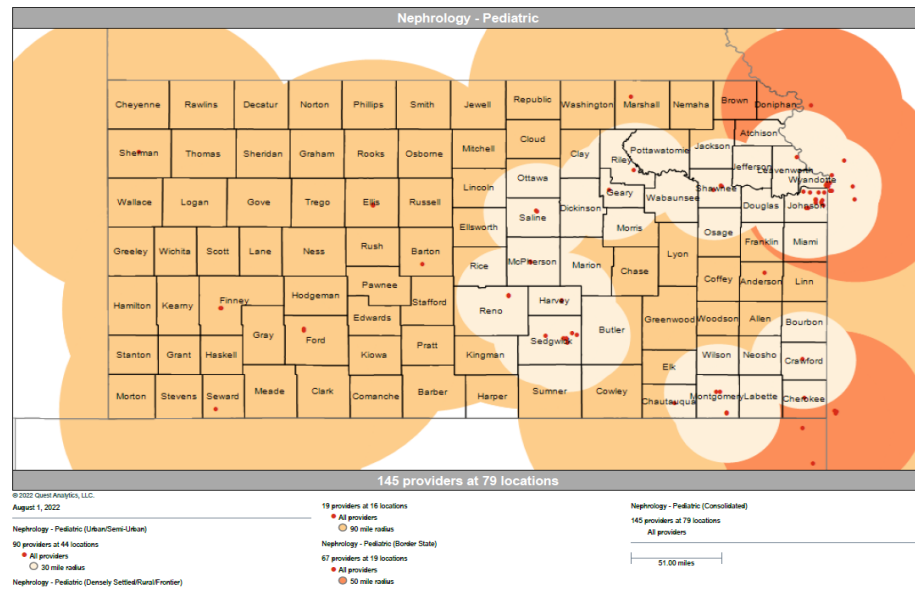
### UNIQUE PROVIDER COUNT PEDIATRIC NEPHROLOGY



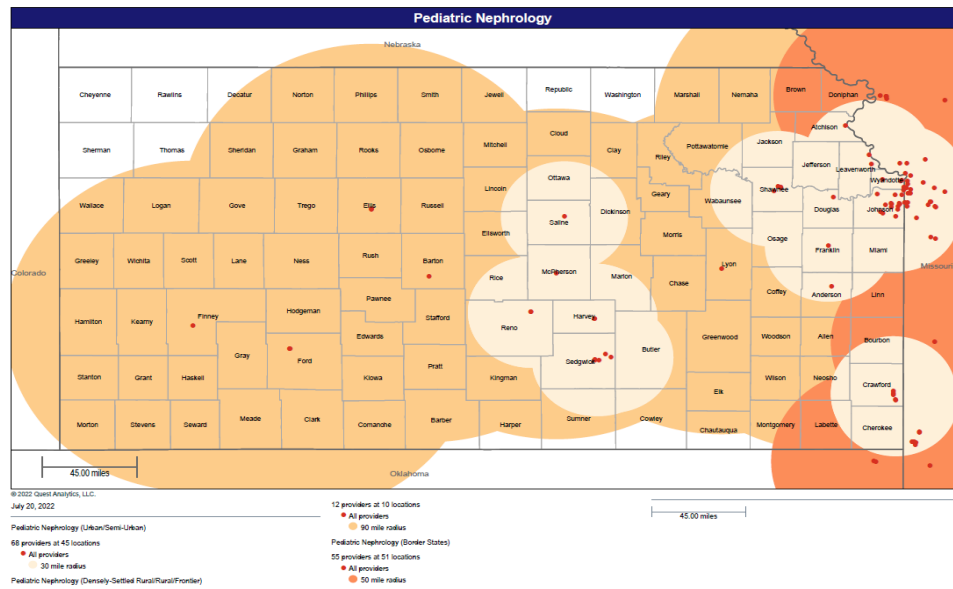
## Aetna Better Health



## Sunflower Health Plan



## UnitedHealthcare

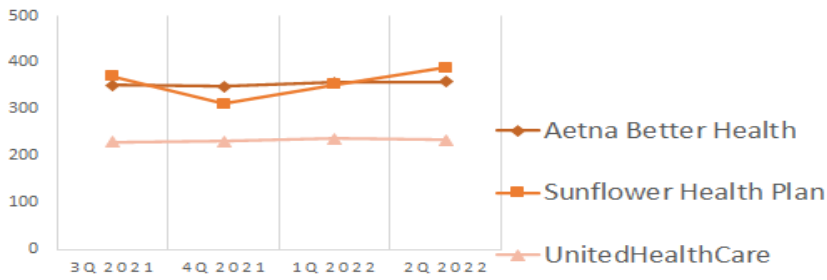


## Neurology

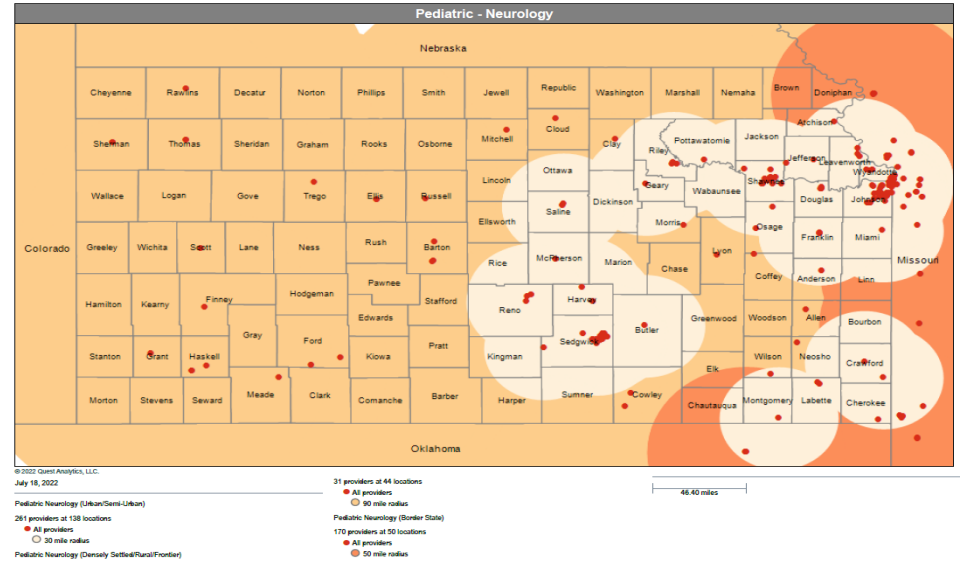
### QUARTERLY UNIQUE PROVIDER COUNT

	3Q 2021	4Q 2021	1Q 2022	2Q 2022
<b>Aetna Better Health</b>	<b>352</b>	<b>349</b>	<b>358</b>	<b>359</b>
<b>Sunflower Health Plan</b>	<b>370</b>	<b>312</b>	<b>353</b>	<b>389</b>
<b>UnitedHealthCare</b>	<b>230</b>	<b>232</b>	<b>238</b>	<b>235</b>

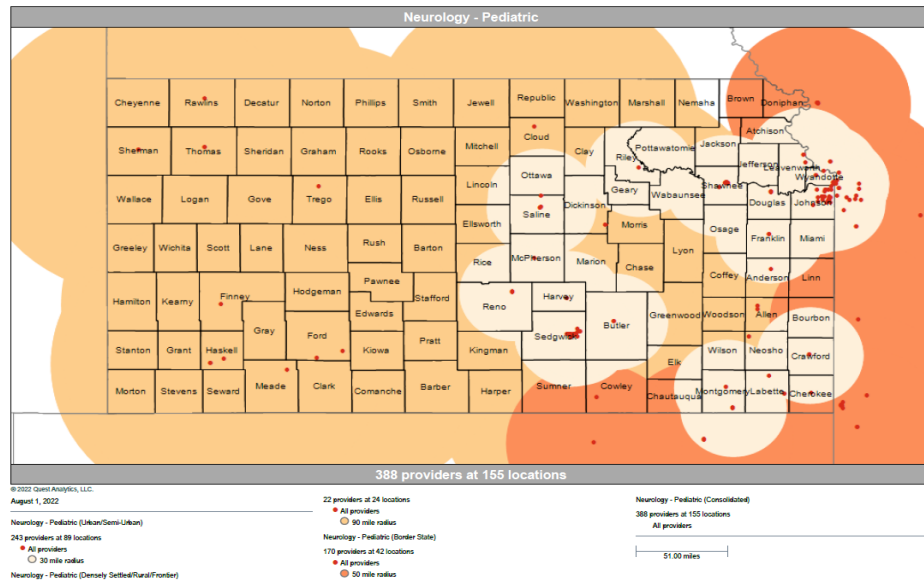
### UNIQUE PROVIDER COUNT PEDIATRIC NEUROLOGY



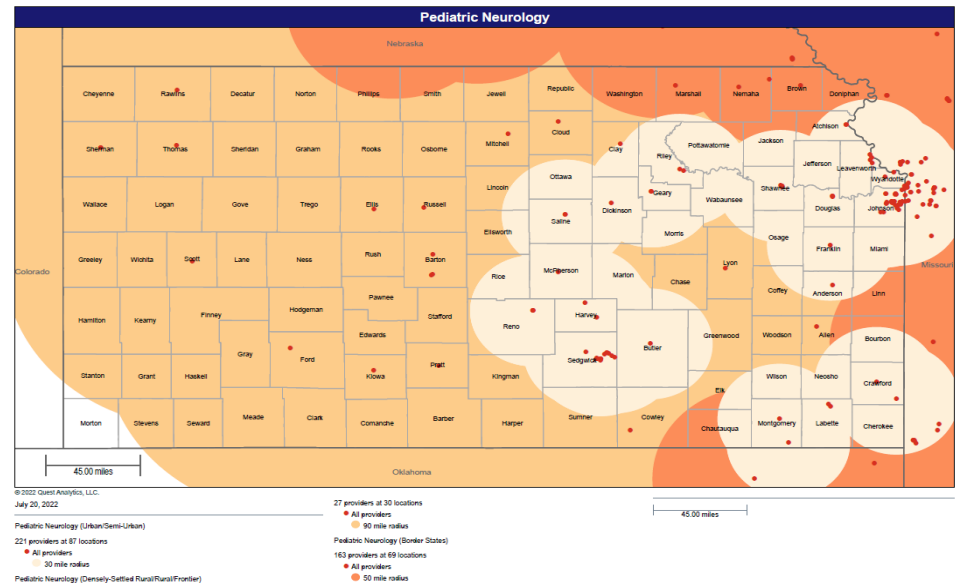
## Aetna Better Health



## Sunflower Health Plan



## UnitedHealthcare



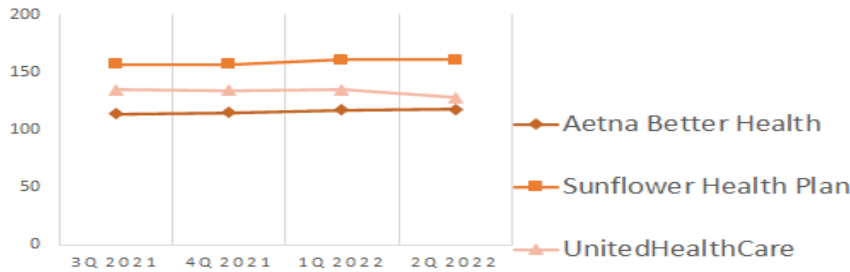


## Ophthalmology

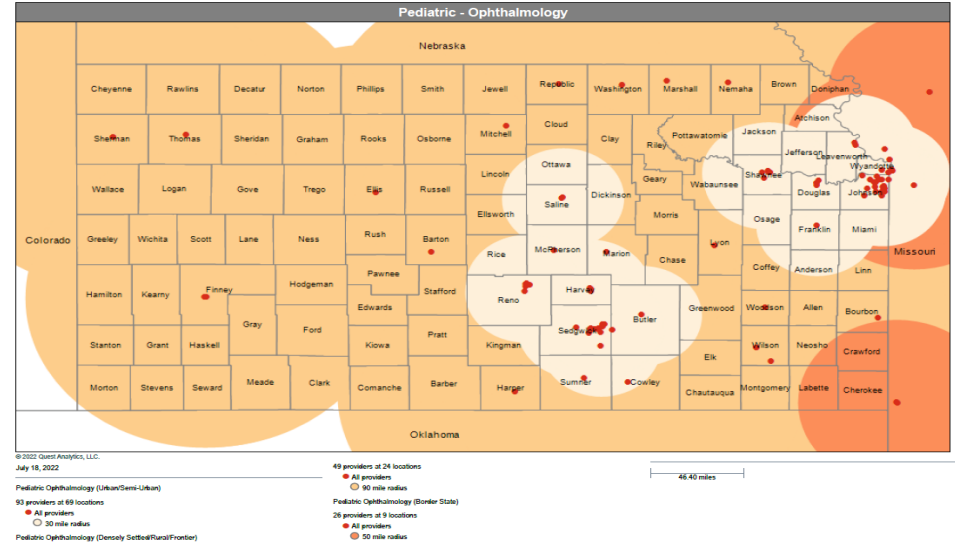
### QUARTERLY UNIQUE PROVIDER COUNT

	3Q 2021	4Q 2021	1Q 2022	2Q 2022
<b>Aetna Better Health</b>	<b>114</b>	<b>115</b>	<b>117</b>	<b>118</b>
<b>Sunflower Health Plan</b>	<b>157</b>	<b>157</b>	<b>161</b>	<b>161</b>
<b>UnitedHealthCare</b>	<b>135</b>	<b>134</b>	<b>135</b>	<b>128</b>

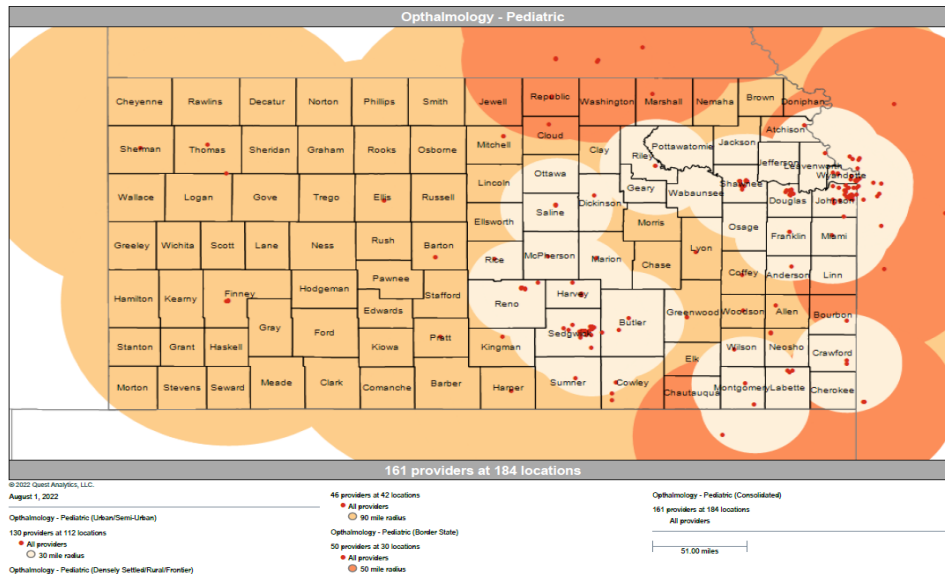
### UNIQUE PROVIDER COUNT PEDIATRIC OPHTHALMOLOGY



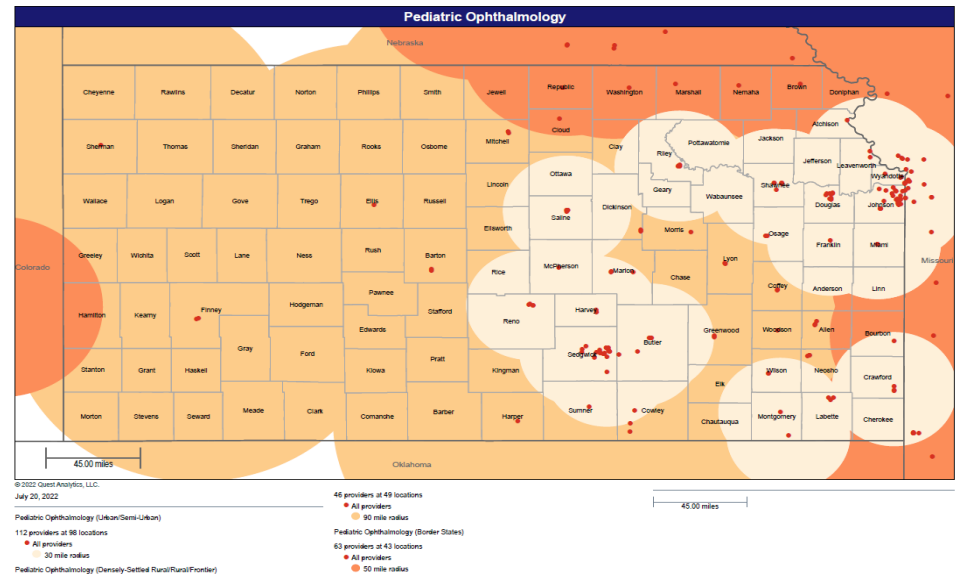
## Aetna Better Health



## Sunflower Health Plan



## UnitedHealthCare

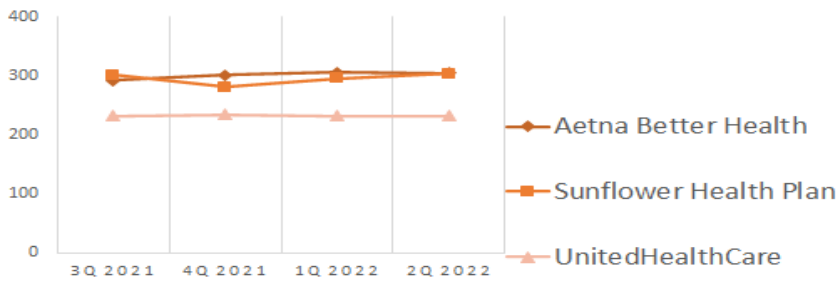


## Orthopedics

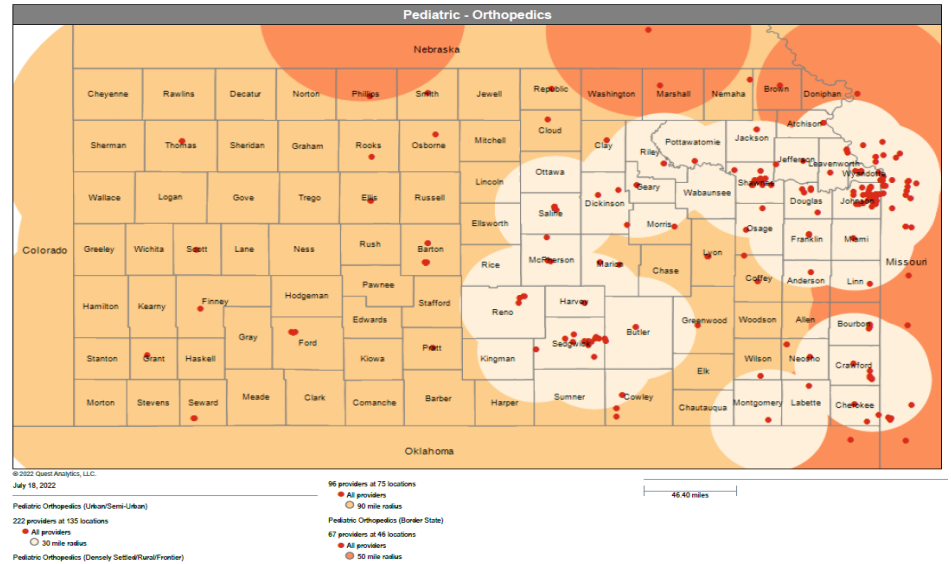
### QUARTERLY UNIQUE PROVIDER COUNT

	3Q 2021	4Q 2021	1Q 2022	2Q 2022
<b>Aetna Better Health</b>	292	301	306	305
<b>Sunflower Health Plan</b>	301	281	296	304
<b>UnitedHealthCare</b>	233	234	233	233

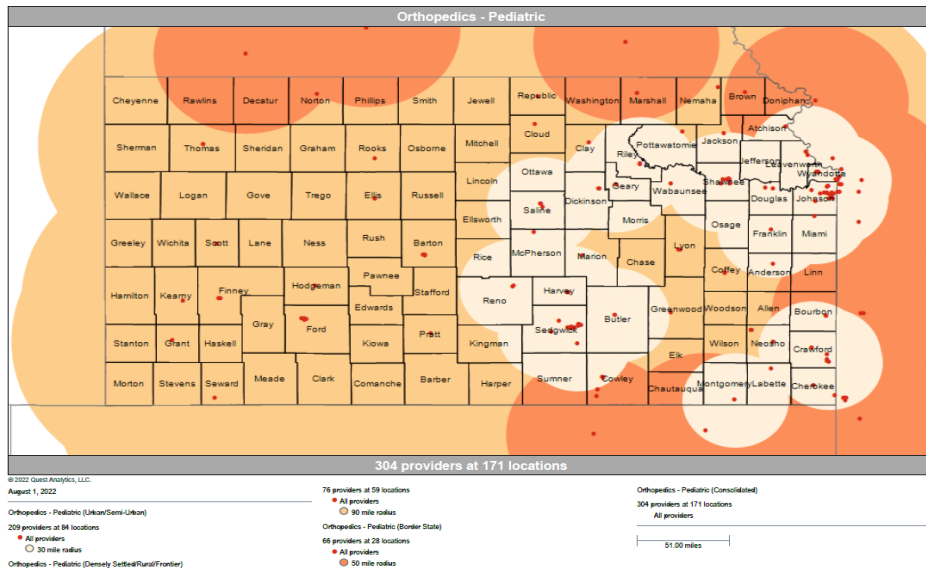
### UNIQUE PROVIDER COUNT PEDIATRIC ORTHOPEDICS



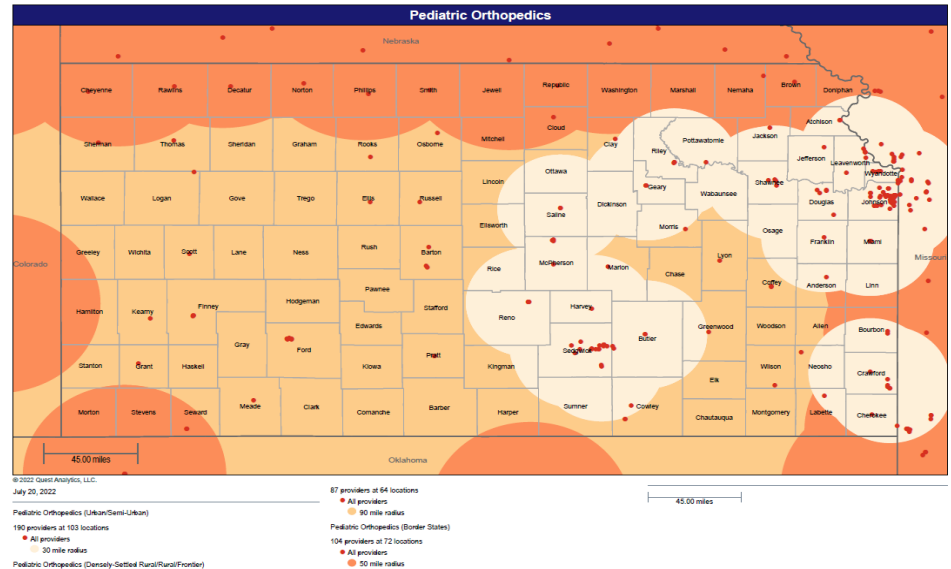
## Aetna Better Health



## Sunflower Health Plan



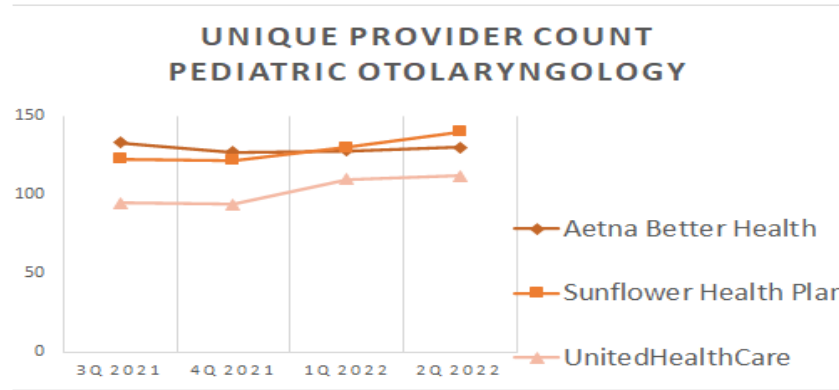
## UnitedHealthCare



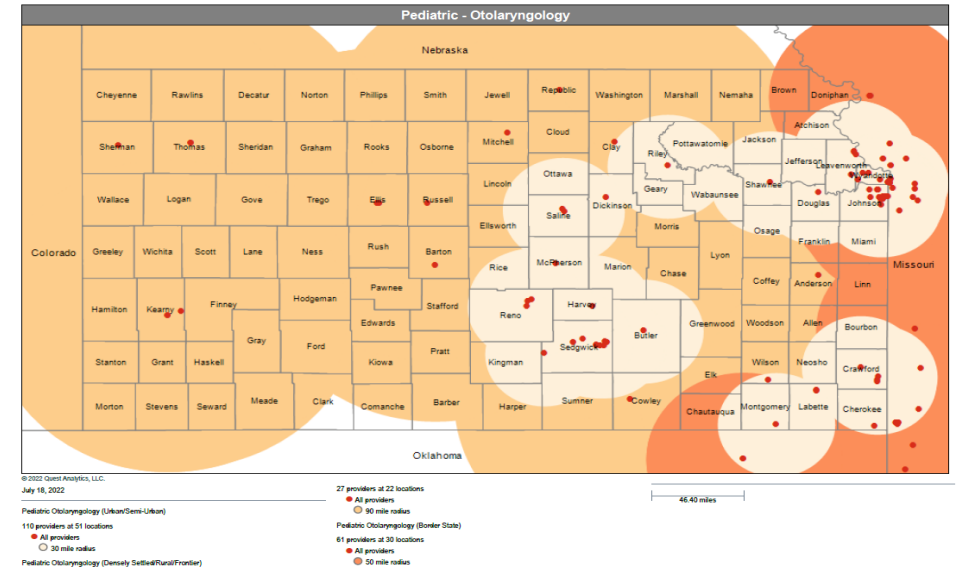
## Otolaryngology

### QUARTERLY UNIQUE PROVIDER COUNT

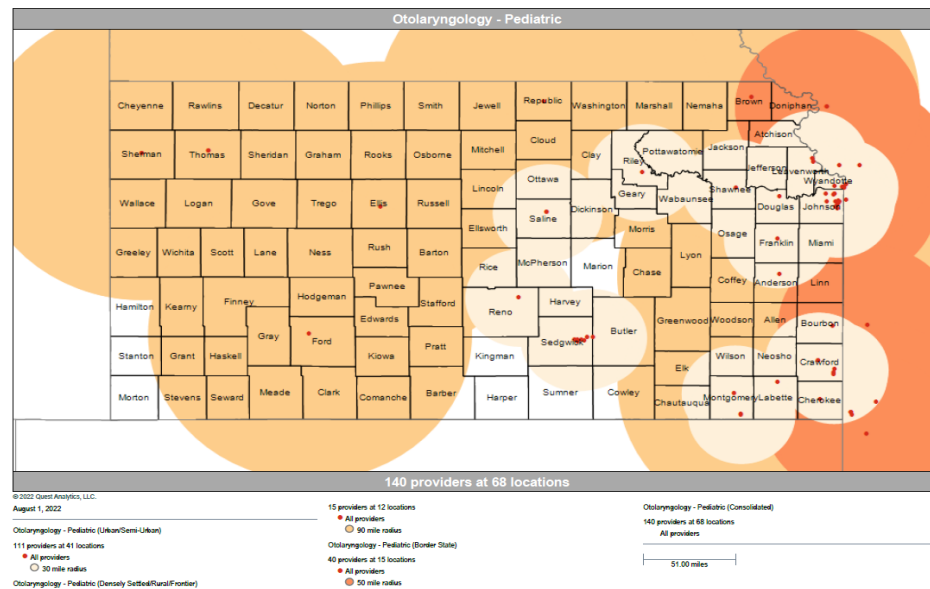
	3Q 2021	4Q 2021	1Q 2022	2Q 2022
<b>Aetna Better Health</b>	<b>133</b>	<b>127</b>	<b>128</b>	<b>130</b>
<b>Sunflower Health Plan</b>	<b>123</b>	<b>122</b>	<b>130</b>	<b>140</b>
<b>UnitedHealthCare</b>	<b>95</b>	<b>94</b>	<b>110</b>	<b>112</b>



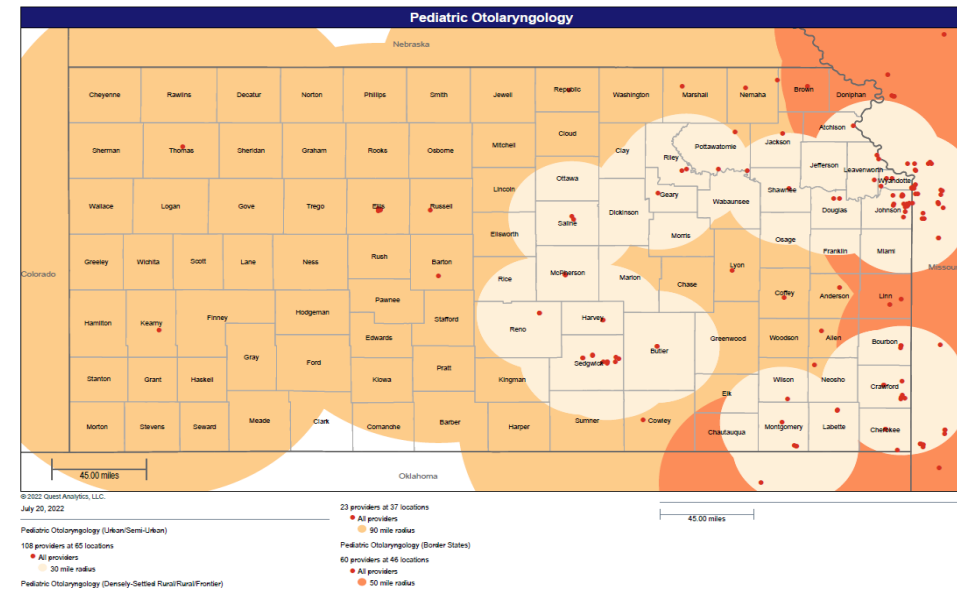
## Aetna Better Health



## Sunflower Health Plan



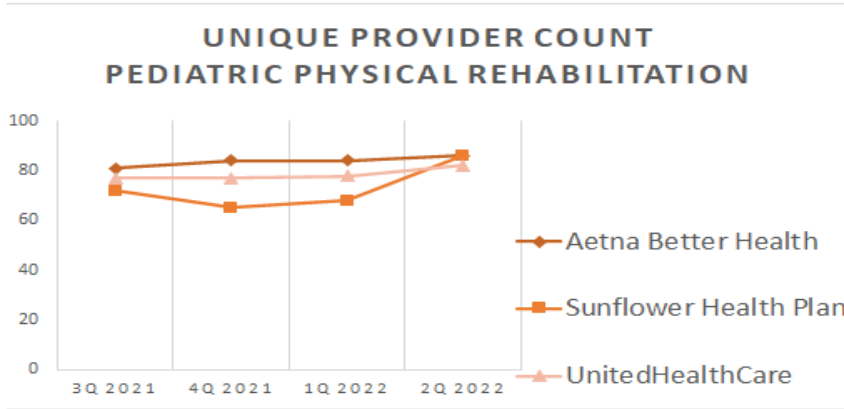
## UnitedHealthCare



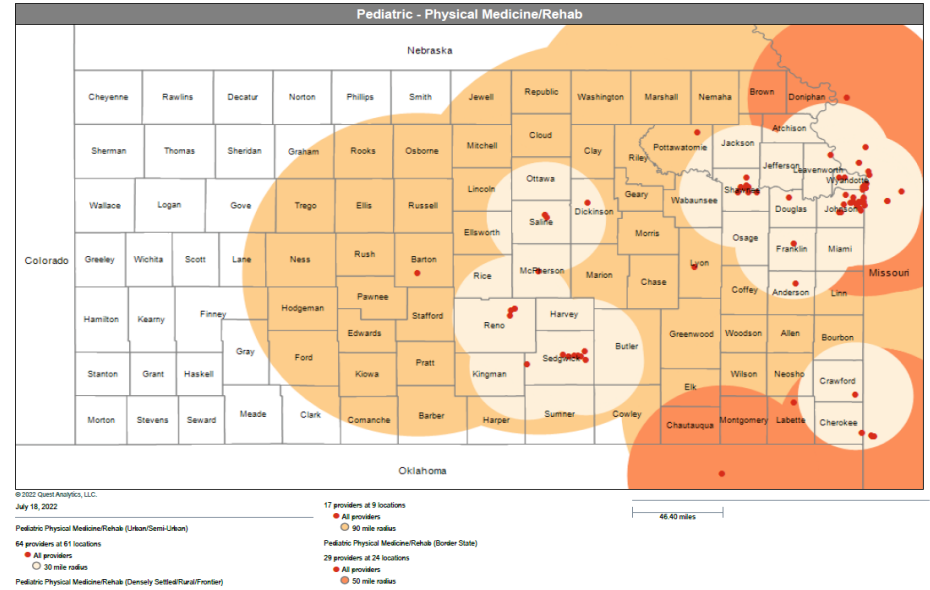
## Physical Medicine/Rehab

### QUARTERLY UNIQUE PROVIDER COUNT

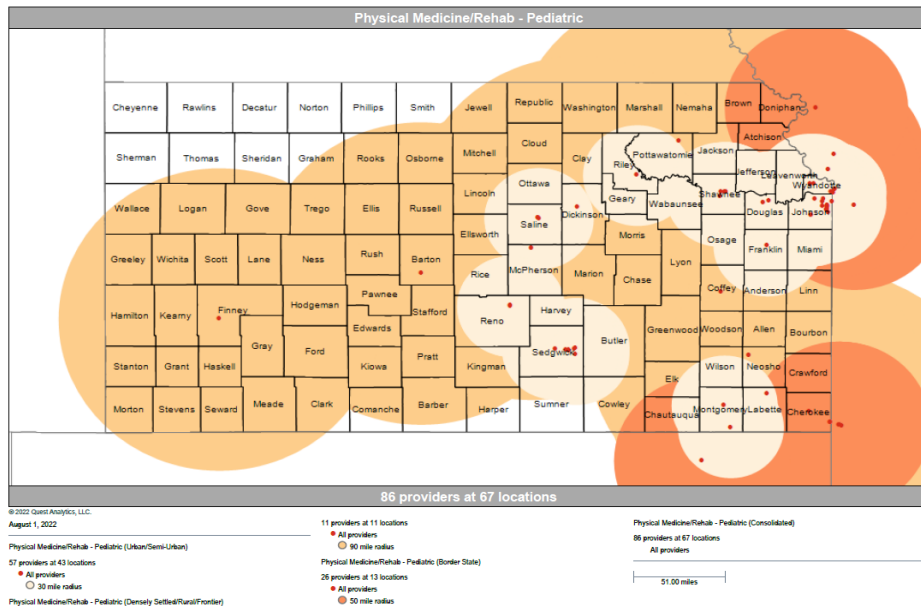
	3Q 2021	4Q 2021	1Q 2022	2Q 2022
<b>Aetna Better Health</b>	<b>81</b>	<b>84</b>	<b>84</b>	<b>86</b>
<b>Sunflower Health Plan</b>	<b>72</b>	<b>65</b>	<b>68</b>	<b>86</b>
<b>UnitedHealthCare</b>	<b>77</b>	<b>77</b>	<b>78</b>	<b>82</b>



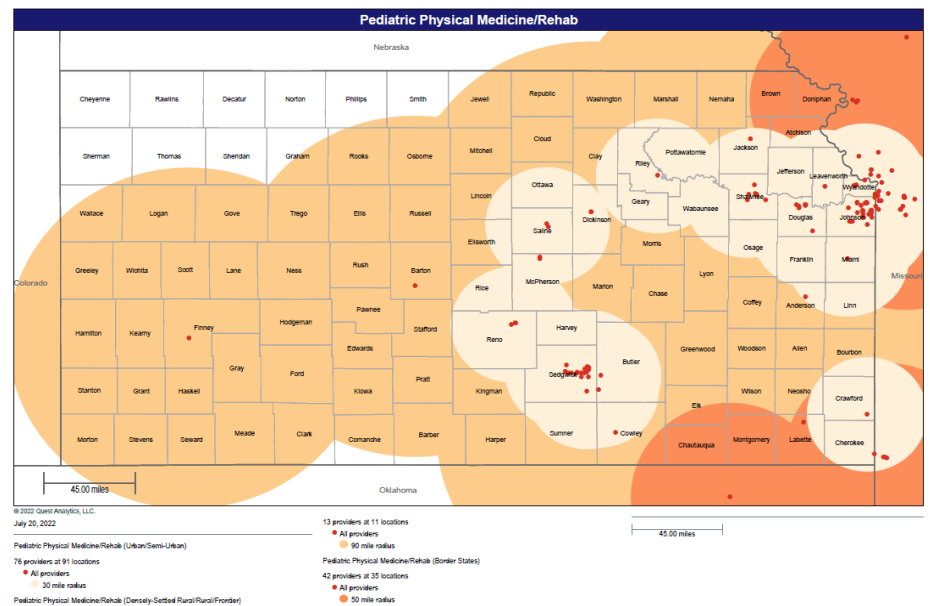
## Aetna Better Health



## Sunflower Health Plan

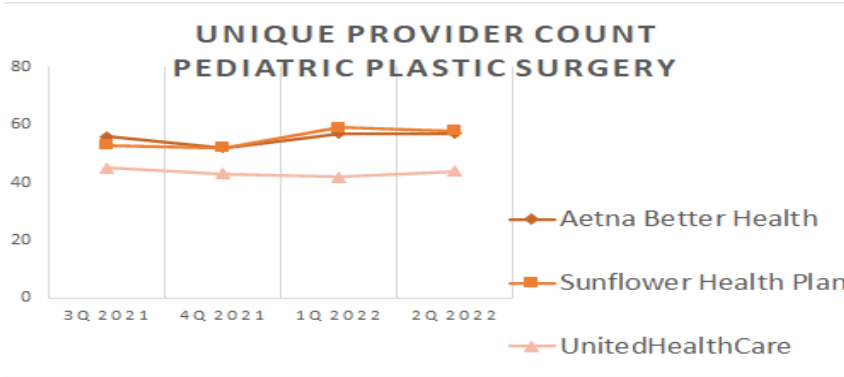


## UnitedHealthcare

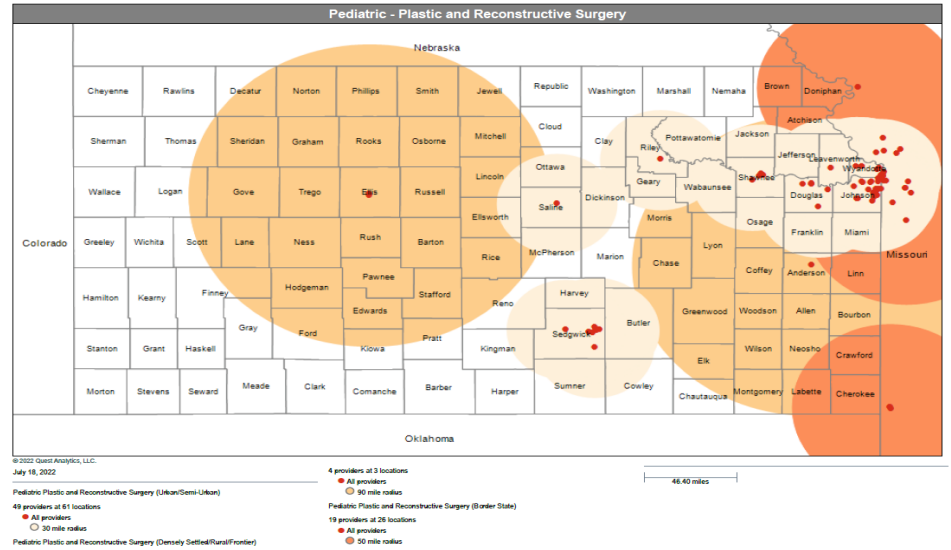


## Plastic & Reconstructive Surgery QUARTERLY UNIQUE PROVIDER COUNT

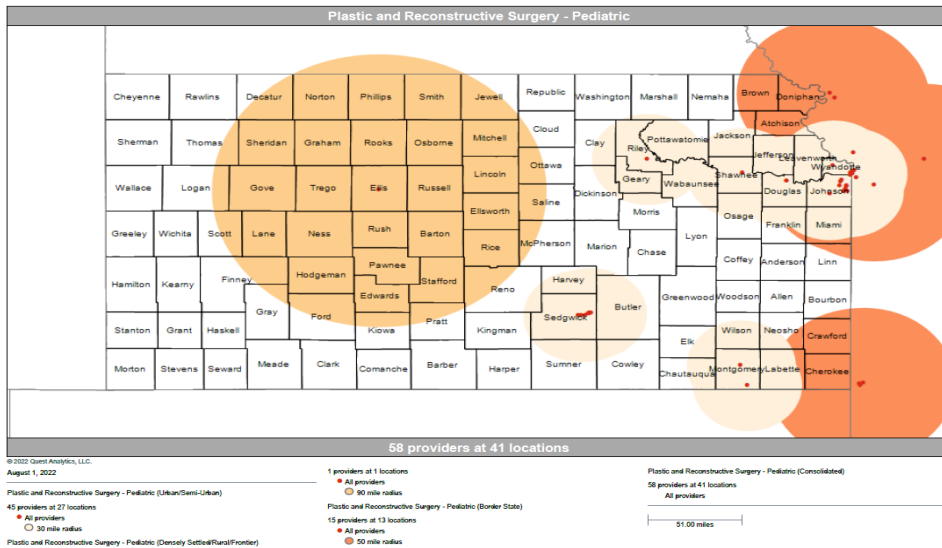
	3Q 2021	4Q 2021	1Q 2022	2Q 2022
<b>Aetna Better Health</b>	<b>56</b>	<b>52</b>	<b>57</b>	<b>57</b>
<b>Sunflower Health Plan</b>	<b>53</b>	<b>52</b>	<b>59</b>	<b>58</b>
<b>UnitedHealthCare</b>	<b>45</b>	<b>43</b>	<b>42</b>	<b>44</b>



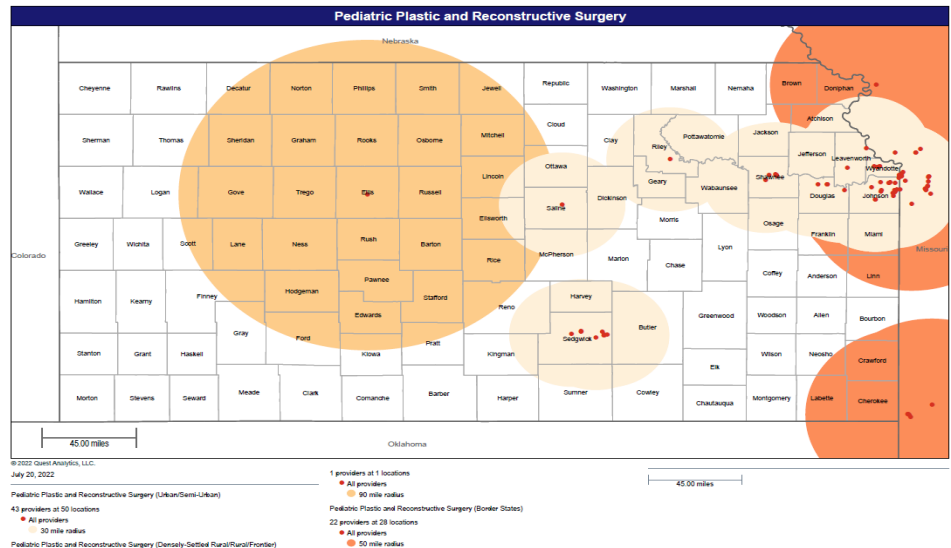
## Aetna Better Health



## Sunflower Health Plan



## UnitedHealthcare

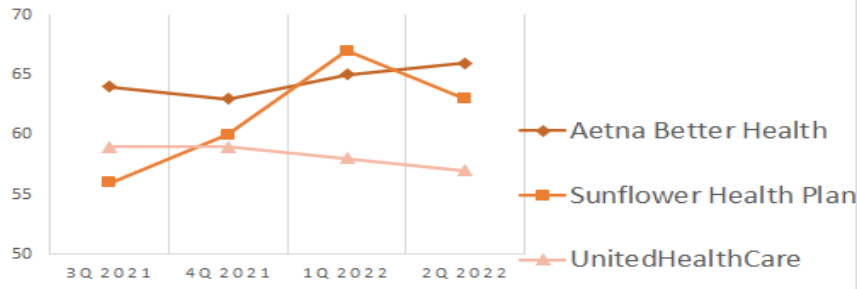


## Podiatry

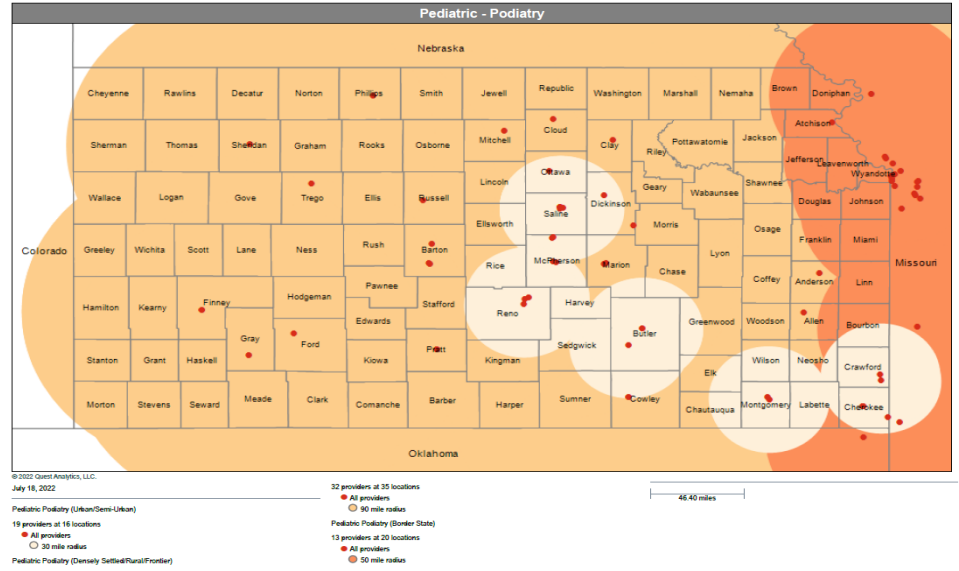
### QUARTERLY UNIQUE PROVIDER COUNT

	3Q 2021	4Q 2021	1Q 2022	2Q 2022
<b>Aetna Better Health</b>	<b>64</b>	<b>63</b>	<b>65</b>	<b>66</b>
<b>Sunflower Health Plan</b>	<b>56</b>	<b>60</b>	<b>67</b>	<b>63</b>
<b>UnitedHealthCare</b>	<b>59</b>	<b>59</b>	<b>58</b>	<b>57</b>

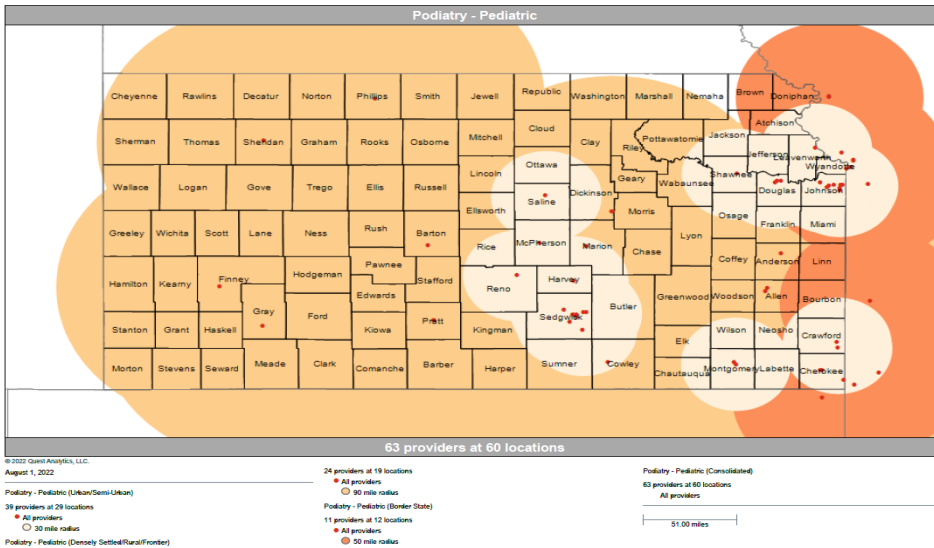
### UNIQUE PROVIDER COUNT PEDIATRIC PODIATRY



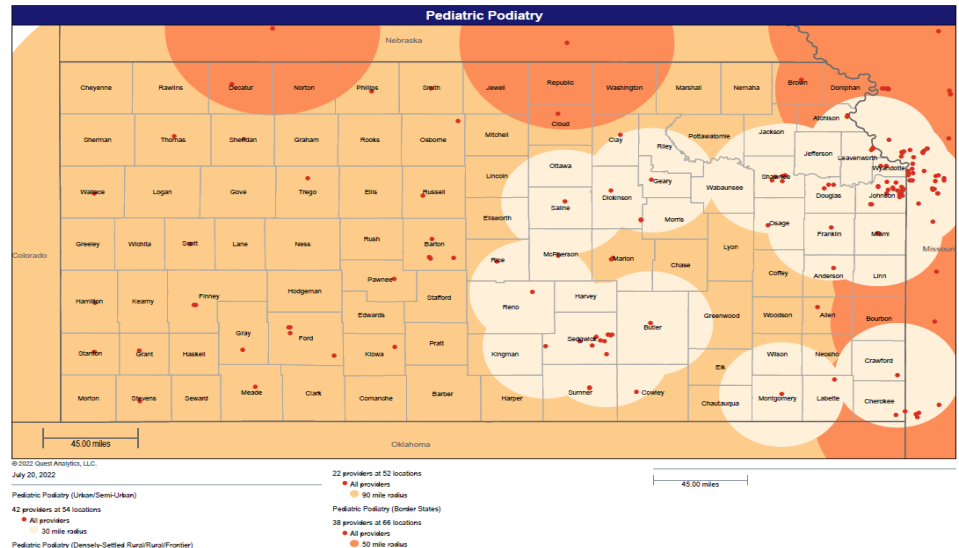
## Aetna Better Health



## Sunflower Health Plan



## UnitedHealthcare



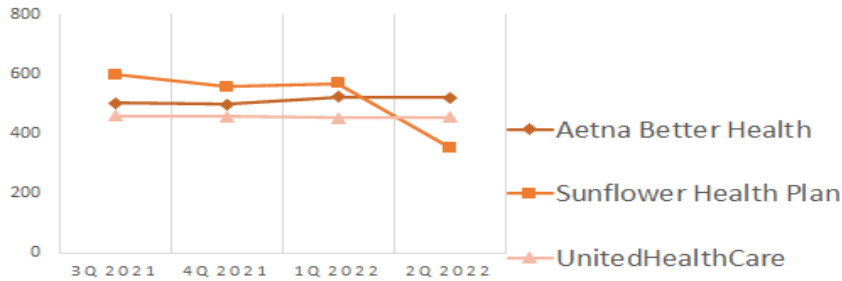


## Psychiatrist

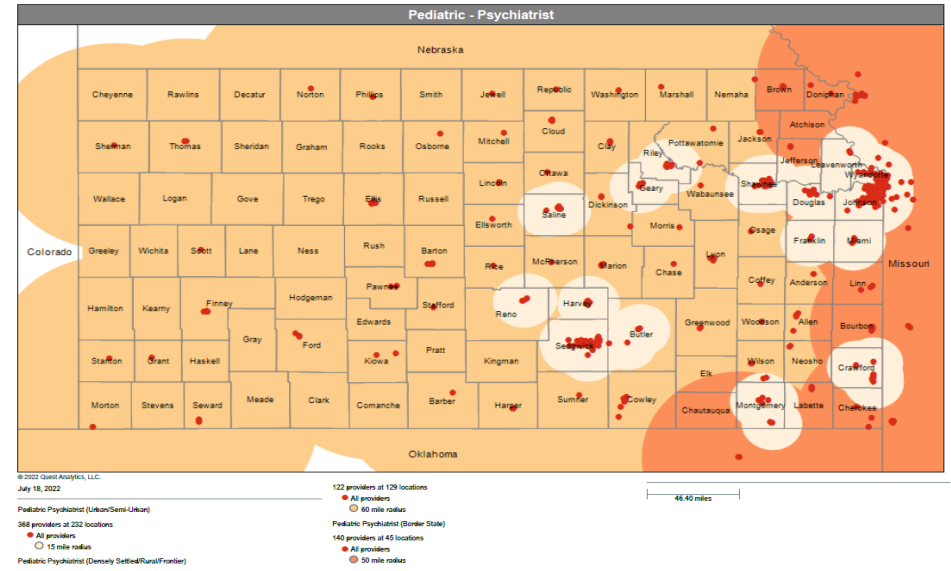
### QUARTERLY UNIQUE PROVIDER COUNT

	3Q 2021	4Q 2021	1Q 2022	2Q 2022
<b>Aetna Better Health</b>	<b>502</b>	<b>497</b>	<b>523</b>	<b>520</b>
<b>Sunflower Health Plan</b>	<b>598</b>	<b>557</b>	<b>569</b>	<b>352</b>
<b>UnitedHealthCare</b>	<b>460</b>	<b>458</b>	<b>452</b>	<b>454</b>

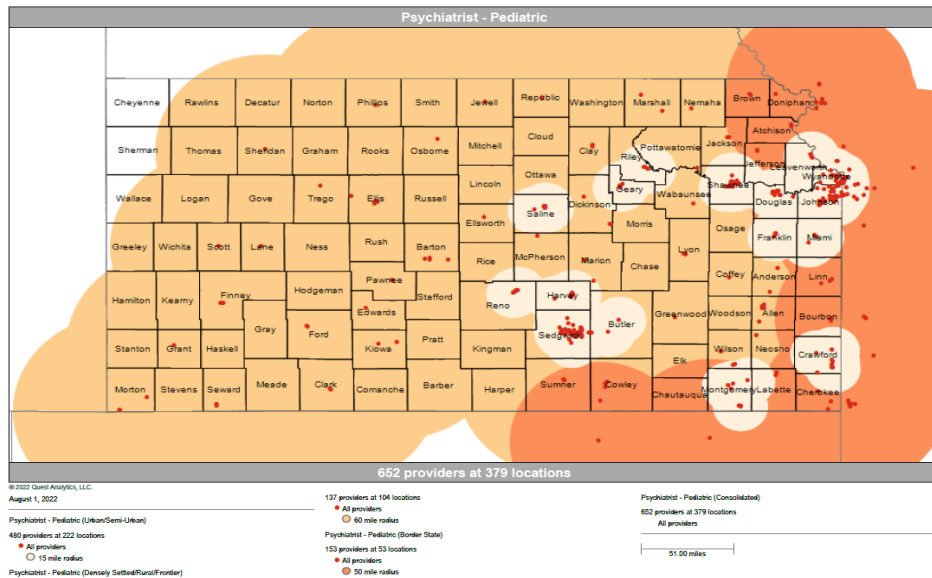
### UNIQUE PROVIDER COUNT PEDIATRIC PSYCHIATRIST



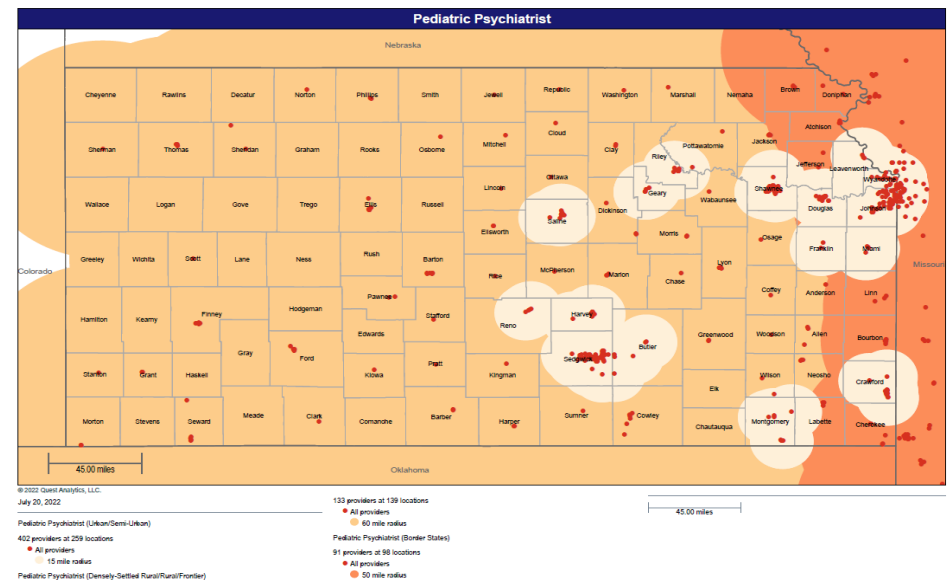
## Aetna Better Health



## Sunflower Health Plan



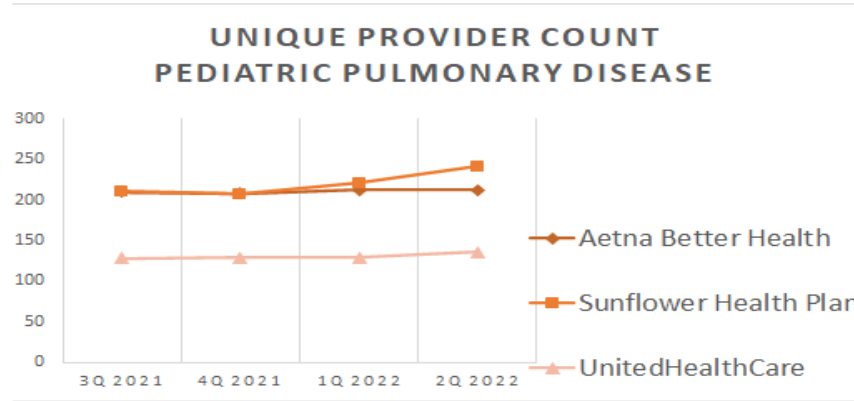
## UnitedHealthCare



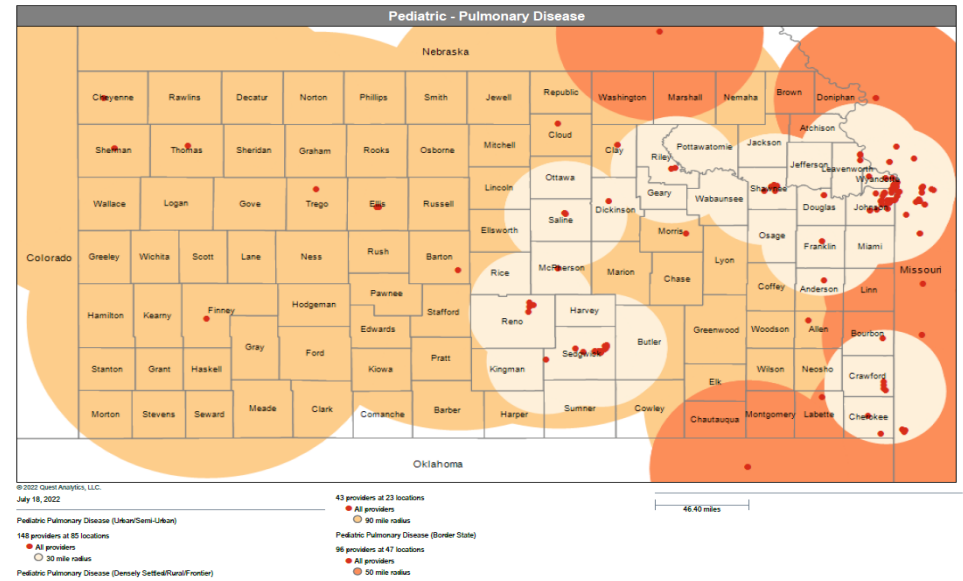
## Pulmonary Disease

### QUARTERLY UNIQUE PROVIDER COUNT

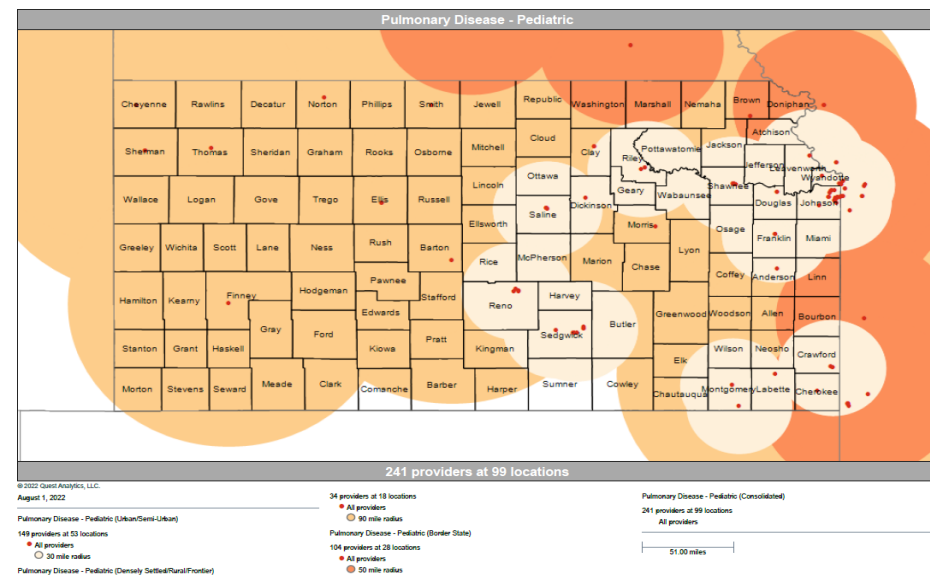
	3Q 2021	4Q 2021	1Q 2022	2Q 2022
<b>Aetna Better Health</b>	<b>210</b>	<b>208</b>	<b>212</b>	<b>212</b>
<b>Sunflower Health Plan</b>	<b>211</b>	<b>207</b>	<b>221</b>	<b>241</b>
<b>UnitedHealthCare</b>	<b>128</b>	<b>129</b>	<b>129</b>	<b>136</b>



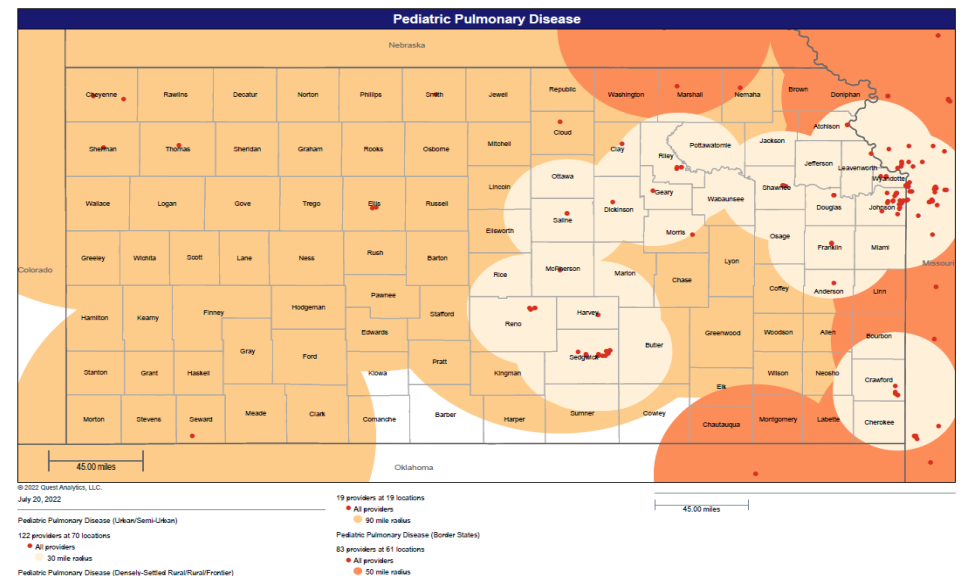
## Aetna Better Health



## Sunflower Health Plan



## UnitedHealthCare



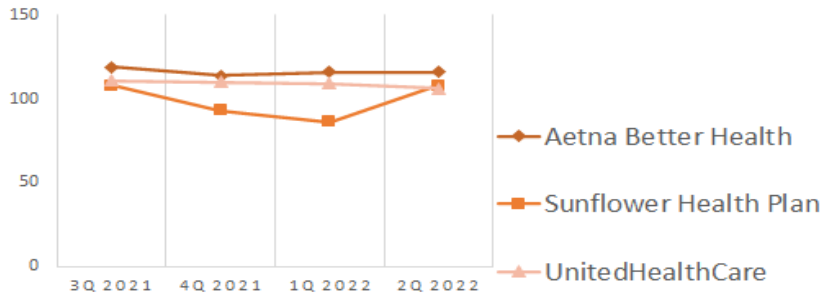


## Urology

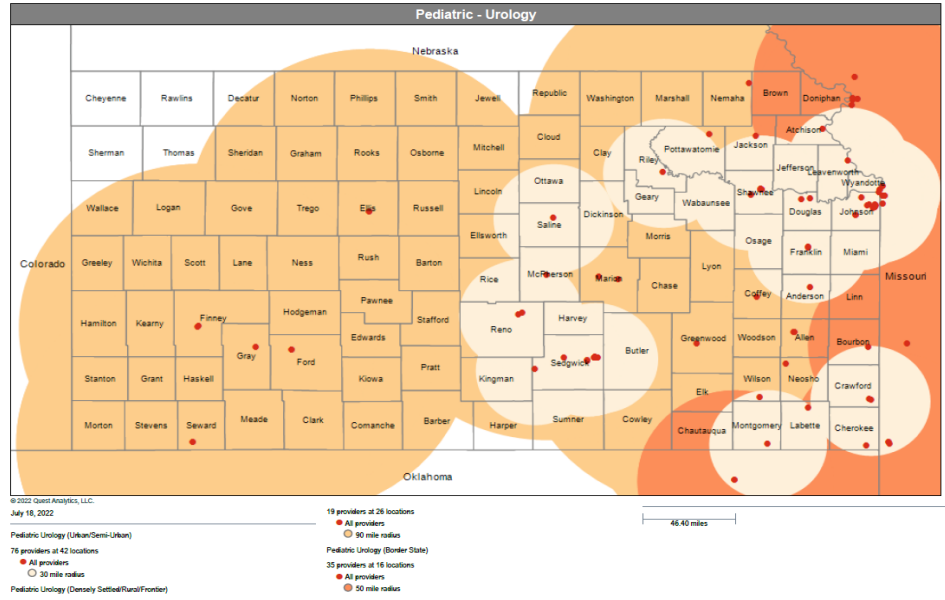
### QUARTERLY UNIQUE PROVIDER COUNT

	3Q 2021	4Q 2021	1Q 2022	2Q 2022
<b>Aetna Better Health</b>	<b>119</b>	<b>114</b>	<b>116</b>	<b>116</b>
<b>Sunflower Health Plan</b>	<b>108</b>	<b>93</b>	<b>86</b>	<b>108</b>
<b>UnitedHealthCare</b>	<b>111</b>	<b>110</b>	<b>109</b>	<b>106</b>

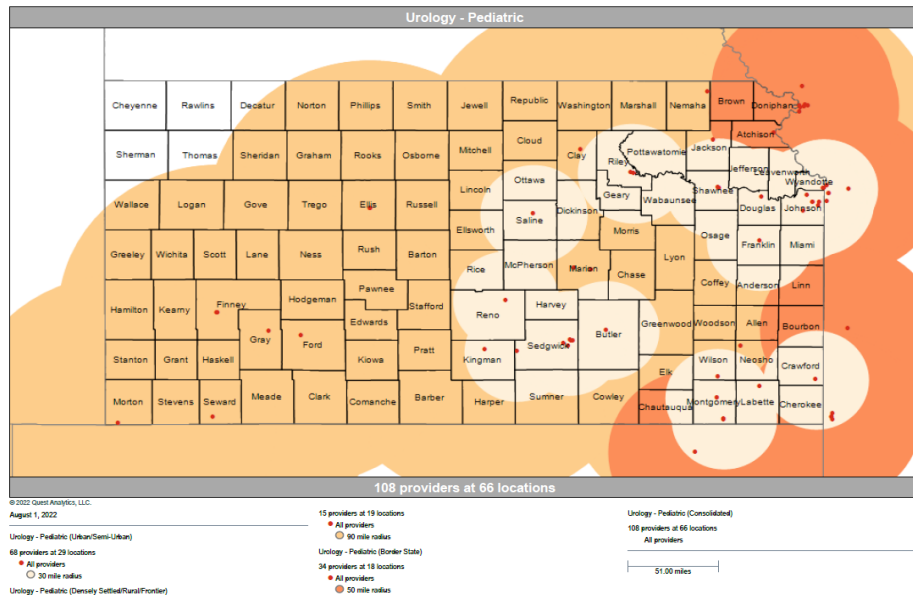
### UNIQUE PROVIDER COUNT PEDIATRIC UROLOGY



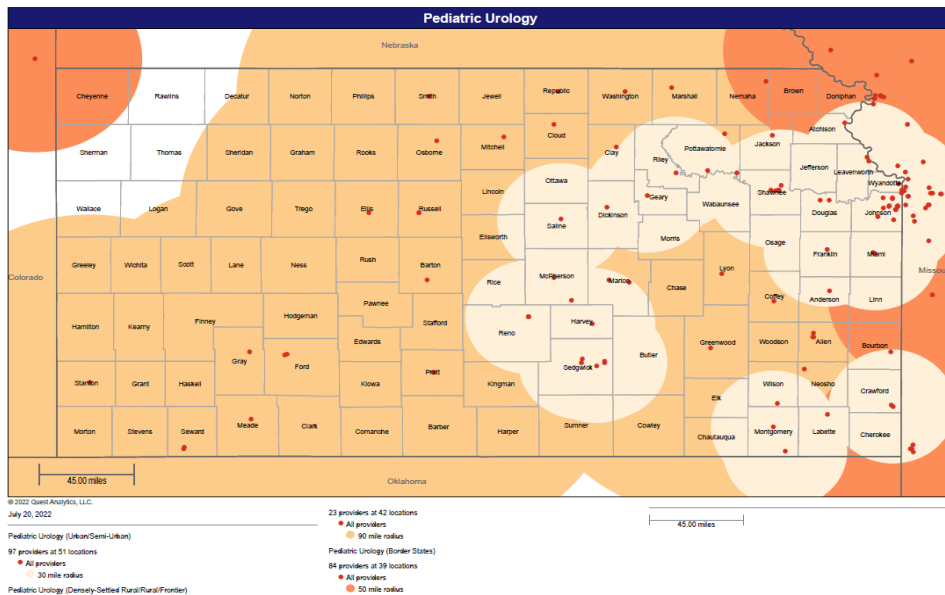
## Aetna Better Health



## Sunflower Health Plan



## UnitedHealthCare

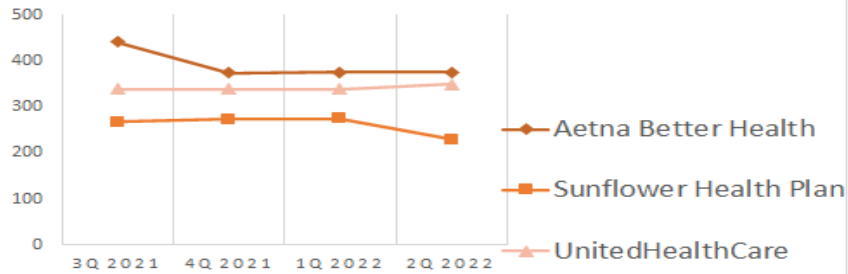


### Dental Primary Care

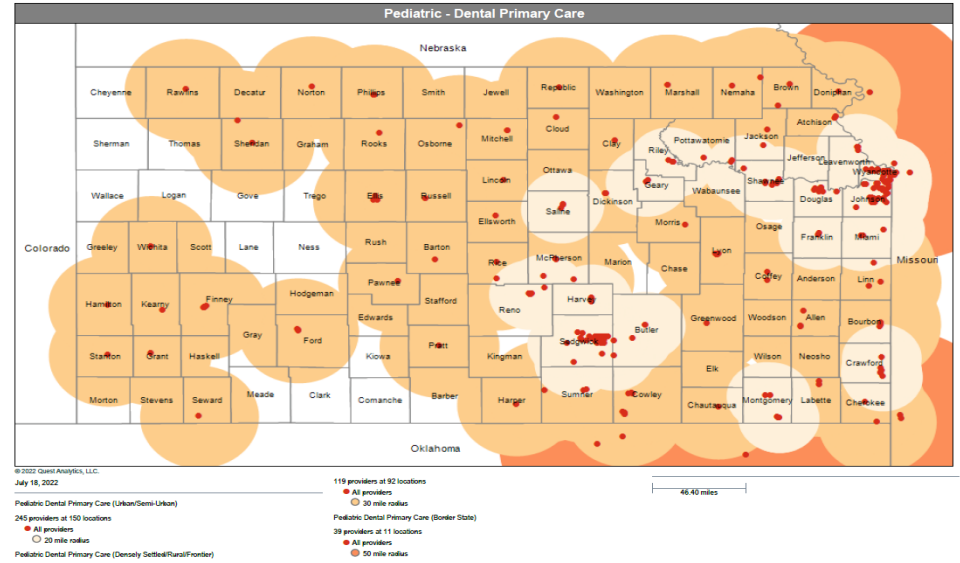
#### QUARTERLY UNIQUE PROVIDER COUNT

	3Q 2021	4Q 2021	1Q 2022	2Q 2022
<b>Aetna Better Health</b>	<b>442</b>	<b>375</b>	<b>376</b>	<b>376</b>
<b>Sunflower Health Plan</b>	<b>268</b>	<b>274</b>	<b>275</b>	<b>230</b>
<b>UnitedHealthCare</b>	<b>340</b>	<b>340</b>	<b>340</b>	<b>350</b>

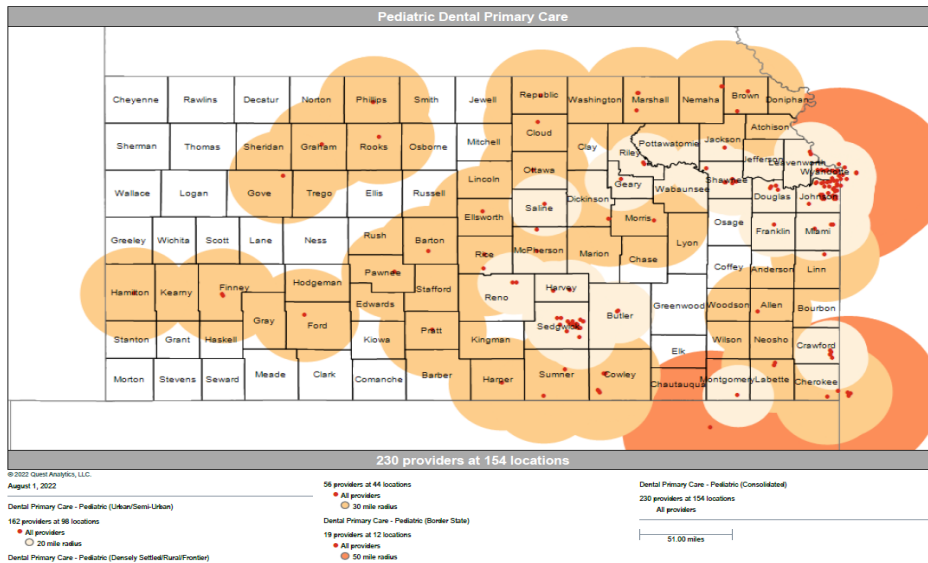
#### UNIQUE PROVIDER COUNT PEDIATRIC DENTAL



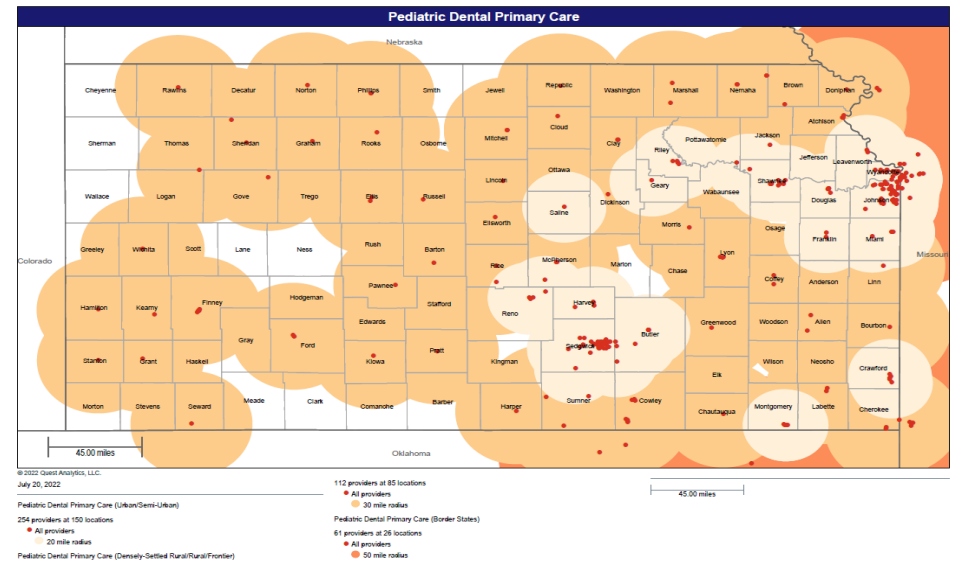
### Aetna Better Health



### Sunflower Health Plan



### UnitedHealthcare



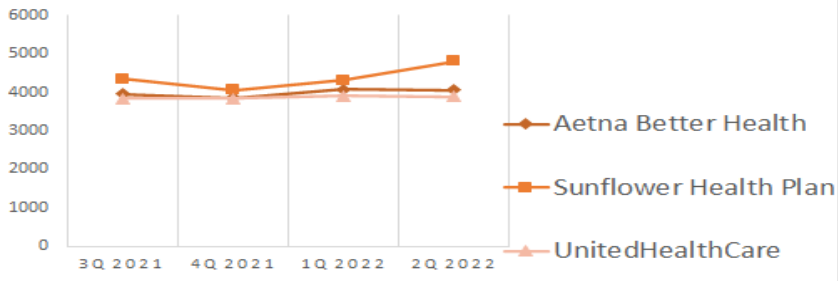
## Behavioral Health

### Behavioral Health

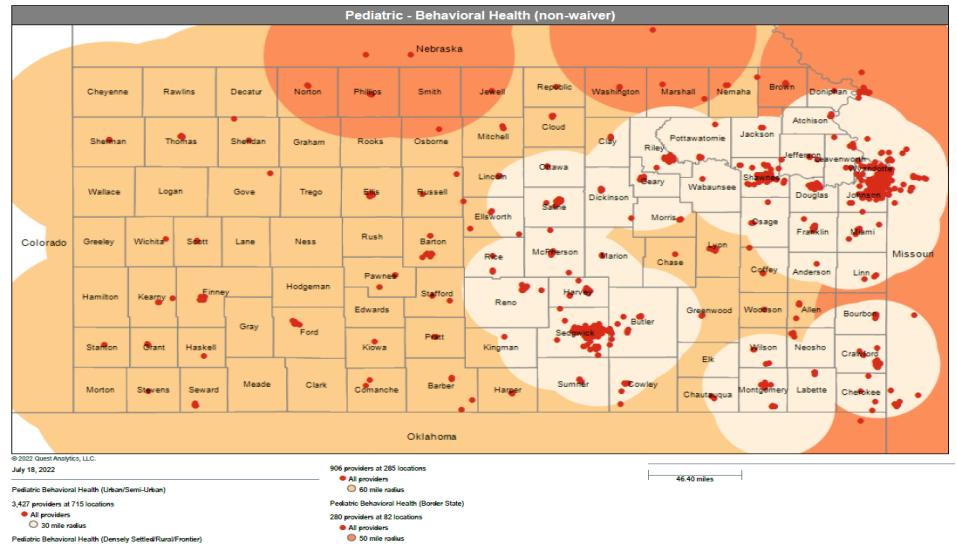
#### QUARTERLY UNIQUE PROVIDER COUNT

	3Q 2021	4Q 2021	1Q 2022	2Q 2022
<b>Aetna Better Health</b>	<b>3958</b>	<b>3855</b>	<b>4077</b>	<b>4067</b>
<b>Sunflower Health Plan</b>	<b>4346</b>	<b>4061</b>	<b>4317</b>	<b>4811</b>
<b>UnitedHealthCare</b>	<b>3831</b>	<b>3839</b>	<b>3905</b>	<b>3888</b>

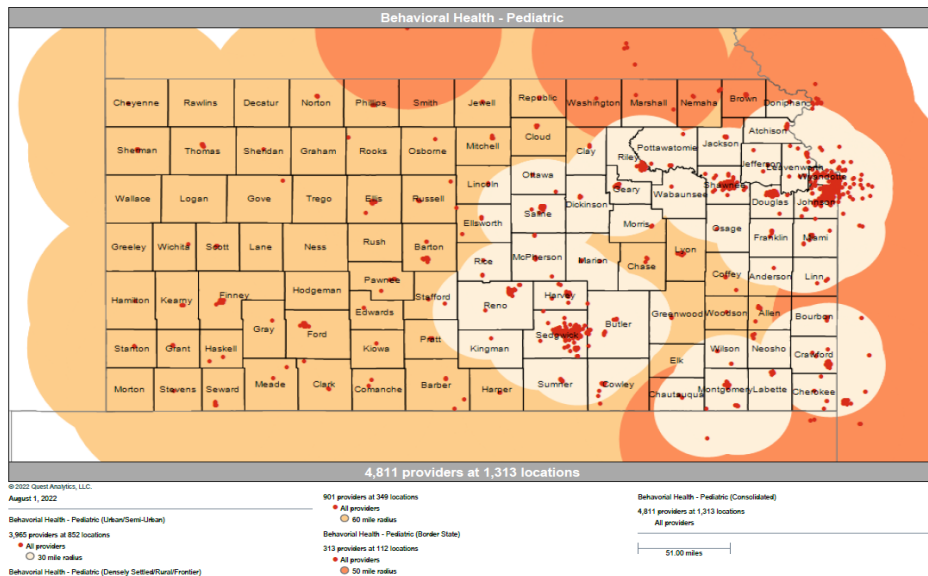
### UNIQUE PROVIDER COUNT PEDIATRIC BEHAVIORAL HEALTH



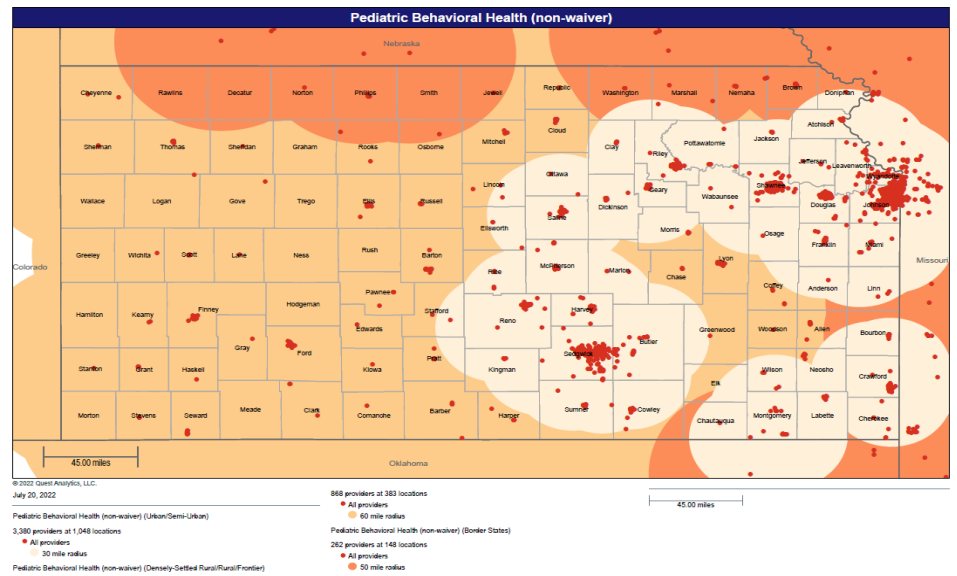
### Aetna Better Health



### Sunflower Health Plan



### UnitedHealthcare





## KanCare Managed Care Organization

Network Access As of July 1, 2022

### Description of Provider Types and Specialties

Provider Type/Specialty	Description
Primary Care Provider (PCP)	<p>All KanCare members will select or be assigned to a PCP. The KanCare MCOs contract with PCPs to provide, to their members, primary care services including:</p> <ul style="list-style-type: none"> <li>• Basic diagnosis and treatment of common illnesses and medical conditions</li> <li>• Counseling and education on safe health behaviors, self-care skills, treatment options, and preventive services</li> <li>• Referrals to specialists for treatment and management of more complex conditions</li> </ul> <p>Family practitioners, general practitioners, internists, pediatricians, OB/GYNs, and other types of providers contracted to fulfill this purpose, may function as PCPs. In addition, physician assistants and nurse practitioners supporting the types of physicians listed above may function as PCPs. The access standard for urban and semi-urban counties is that a PCP be available within 20 miles of the member's residence. For rural and frontier counties, a PCP should be available within 30 miles of the member's residence.</p>
Allergy	<p>Allergists are doctors who specialize in diagnosis, treatment and management of allergies, asthma and immunologic disorders. The KanCare MCOs contract with allergists to provide these services to their members. The access standard for urban and semi-urban counties is that an allergist be available within 25 miles of the member's residence. For rural and frontier counties, an allergist should be available within 100 miles of the member's residence.</p>
Cardiology	<p>Cardiologists are doctors who specialize in diagnosing and treating diseases or conditions of the heart and blood vessels—the cardiovascular system. The KanCare MCOs contract with cardiologists and cardiovascular surgeons to provide these services to their members. The access standard for urban and semi-urban counties is that a cardiologist be available within 25 miles of the member's residence. For rural and frontier counties, a cardiologist should be available within 100 miles of the member's residence.</p>
Dermatology	<p>Dermatologists are doctors who specialize in diagnosis, treatment, and prevention of skin diseases or skin cancers. The KanCare MCOs contract with dermatologists to provide these services to their members. The access standard for urban and semi-urban counties is that a dermatologist be available within 25 miles of the member's residence. For rural and frontier counties, a dermatologist should be available within 100 miles of the member's residence.</p>
Internal Medicine	<p>Physicians specializing in internal medicine, internists, deal with the prevention, diagnosis, and treatment of adult diseases. The access standard for urban and semi-urban counties is that an internist be available within 25 miles of the member's residence. For rural and frontier counties, an internist should be available within 100 miles of the member's residence.</p>
Gastroenterology	<p>Gastroenterologists are doctors who specialize in diseases of the digestive tract. The KanCare MCOs contract with gastroenterologists to provide these services to their members. The access standard for urban and semi-urban counties is that a gastroenterologist be available within 25 miles of the member's residence. For rural and frontier counties, a gastroenterologist should be available within 100 miles of the member's residence.</p>
General Surgery	<p>A general surgeon is a physician who has been educated and trained in the diagnosis and preoperative, operative, and postoperative management of patient care. The KanCare MCOs contract with general surgeons to provide these services to their members. The access standard for urban and semi-urban counties is that a general surgeon be available within 25 miles of the member's residence. For rural and frontier counties, a general surgeon should be available within 100 miles of the member's residence.</p>
Hematology/Oncology	<p>Hematologists are doctors who specialize in diagnosis, treatment, and management of blood disorders. The KanCare MCOs contract with hematologists to provide these services to their members. The access standard for urban and semi-urban counties is that a hematologist be available within 25 miles of the member's residence. For rural and frontier counties, a hematologist should be available within 100 miles of the member's residence.</p>



Neonatology	Neonatologists are doctors who specialize in the treatment of newborn infants—especially premature and ill infants. The KanCare MCOs contract with neonatologists to provide these services to their members. The access standard for urban and semi-urban counties is that a neonatologist be available within 25 miles of the member’s residence. For rural and frontier counties, a neonatologist should be available within 100 miles of the member’s residence.
Nephrology	Nephrologists are doctors who specialize in diagnosis and management of kidney diseases. The KanCare MCOs contract with nephrologists to provide these services to their members. The access standard for urban and semi-urban counties is that a nephrologist be available within 25 miles of the member’s residence. For rural and frontier counties, a nephrologist should be available within 100 miles of the member’s residence.
Neurology	Neurologists are doctors who specialize in diagnosis and treatment of disorders of the nervous system. The KanCare MCOs contract with neurologists to provide these services to their members. The access standard for urban and semi-urban counties is that a neurologist be available within 25 miles of the member’s residence. For rural and frontier counties, a neurologist should be available within 100 miles of the member’s residence.
Neurosurgery	Neurosurgeons are doctors who specialize in brain and spinal surgery. The KanCare MCOs contract with neurosurgeons to provide these services to their members. The access standard for urban and semi-urban counties is that a neurosurgeon be available within 25 miles of the member’s residence. For rural and frontier counties, a neurosurgeon should be available within 100 miles of the member’s residence.
OB/GYN	An obstetrician/gynecologist (OB/GYN) is a physician who both delivers babies and treats diseases of the female reproductive organs. The KanCare MCOs contract with OB/GYNs, including specialists in maternal fetal medicine and certified nurse midwives, to provide these services to their members. The access standard for urban and semi-urban counties is that an OB/GYN be available within 15 miles of the member’s residence. For rural and frontier counties, an OB/GYN should be available within 60 miles of the member’s residence.
Ophthalmology	An ophthalmologist is a physician specializing in medical and surgical eye problems. Since ophthalmologists perform operations on eyes, they are both surgical and medical specialists. The KanCare MCOs contract with ophthalmologists to provide these services to their members. The access standard for urban and semi-urban counties is that an ophthalmologist be available within 25 miles of the member’s residence. For rural and frontier counties, an ophthalmologist should be available within 100 miles of the member’s residence.
Orthopedics	Orthopedists are doctors who specialize in disorders of the bones, ligaments, tendons and joints. The KanCare MCOs contract with orthopedists to provide these services to their members. The access standard for urban and semi-urban counties is that an orthopedist be available within 25 miles of the member’s residence. For rural and frontier counties, an orthopedist should be available within 100 miles of the member’s residence.
Otolaryngology	An otolaryngologist is a physician who specializes in the diagnosis and treatment of disorders of the head and neck. This specialty is more commonly known as ENT (ear, nose, and throat). The access standard for urban and semi-urban counties is that an otolaryngologist be available within 25 miles of the member’s residence. For rural and frontier counties, an otolaryngologist should be available within 100 miles of the member’s residence.
Physical Medicine/Rehab	Physical medicine and rehabilitation is an area of medicine that strives to restore and enhance function and quality of life to those with physical impairments or disabilities. A physician in this field, a physiatrist, specializes in restoring function to people with injuries to the muscles, bones, tissues, and nervous system (such as stroke patients). The access standard for urban and semi-urban counties is that a physiatrist be available within 25 miles of the member’s residence. For rural and frontier counties, a physiatrist should be available within 100 miles of the member’s residence.
Plastic & Reconstructive Surgery	A plastic surgeon specializes in the correction or restoration of form and function. Although cosmetic surgery is the most well-known type of plastic surgery, most plastic surgery is not cosmetic. Plastic surgeons deal with reconstructive surgery as well as the treatment of burns. The access standard for urban and semi-urban counties is that a plastic surgeon be available within 25 miles of the member’s residence. For rural and frontier counties, a plastic surgeon should be available within 100 miles of the member’s residence.





**KanCare Managed Care Organization  
Network Access As of July 1, 2022**

Podiatry	A podiatrist is a physician who specializes in the diagnosis and treatment of disorders of the foot, ankle, and lower extremities. The access standard for urban and semi-urban counties is that a podiatrist be available within 25 miles of the member's residence. For rural and frontier counties, a podiatrist should be available within 100 miles of the member's residence.
Psychiatrist	A psychiatrist is a physician who specializes in the prevention, diagnosis, and treatment of mental, addictive, and emotional disorders. The KanCare MCOs contract with psychiatrists to provide these services to their members. The access standard for urban and semi-urban counties is that a psychiatrist be available within 15 miles of the member's residence. For rural and frontier counties, a psychiatrist should be available within 60 miles of the member's residence.
Pulmonary Disease	A pulmonologist is a physician who diagnoses and treats diseases and conditions of the lungs and chest. Pulmonology often involves managing patients who need life support and mechanical ventilation. The access standard for urban and semi-urban counties is that a pulmonologist be available within 25 miles of the member's residence. For rural and frontier counties, a pulmonologist should be available within 100 miles of the member's residence.
Urology	Urology focuses on the urinary tract in males and females, and on the reproductive system in males. Urologists diagnose, treat, and manage patients with urological disorders. The organs covered by urology include the kidneys, ureters, urethra, urinary bladder, adrenal gland and the male reproductive organs. The access standard for urban and semi-urban counties is that a urologist be available within 25 miles of the member's residence. For rural and frontier counties, a urologist should be available within 100 miles of the member's residence.
Hospital	Hospitals are healthcare institutions that provide patient treatment by specialized staff and equipment. Hospitals most commonly provide overnight stays for people with serious or life threatening health problems, emergency care, and surgical care. The KanCare MCOs contract with hospitals to provide these services to their members. The access standard for both urban and rural counties is that a hospital be available within 30 miles of the member's residence.
Optometry	An optometrist is a health care professional who is licensed to provide primary eye care services. The KanCare MCOs contract with optometrists to provide these services to their members. The access standard for both urban and rural counties is that an optometrist be available within 30 minutes transport time of the member's residence. The plans have used 30 miles as a proxy for 30 minutes transport time.
Dental Primary Care	Dental primary care includes dental procedures or protocols that attempt to preserve oral hard tissues (teeth) and soft tissues (gums) in good health. Common examples of services include checkups, cleanings, fluoride treatment and sealants. The KanCare MCOs contract with dental providers, including general dentistry practitioners and pediatric dentists, to provide primary dental care services to their members. The access standard for urban and semi-urban counties is that dental primary care be available within 20 miles of the member's residence. For rural and frontier counties, dental primary care should be available within 30 miles of the member's residence.
Retail Pharmacy	Retail pharmacists are medical professionals who prepare and sell prescription drugs as directed by physicians. Pharmacists use their knowledge and training to counsel customers on the appropriate dosages as well as provide instructions concerning the safety of combining certain medications. The KanCare MCOs contract with retail pharmacies to provide these services to their members. The access standard for urban and semi-urban counties is that a retail pharmacy be available within 10 miles of the member's residence. For rural and frontier counties, a retail pharmacy should be available within 30 miles of the member's residence.
Behavioral Health	Behavioral healthcare refers to a continuum of services for individuals at risk of, or suffering from, mental, behavioral, or addictive disorders. The KanCare MCOs contract with behavioral health providers, including mental health and substance use disorder providers, to offer these services to their members. The access standard for urban and semi-urban counties is that behavioral health services be available within 30 miles of the member's residence. For densely-settled rural counties, behavioral health services should be available within 45 miles of the member's residence. For rural and frontier counties, behavioral health services should be available within 60 miles of the member's residence. The KanCare MCOs were instructed to exclude Community Mental Health Centers (CMHCs), Psychiatric Residential Treatment Facilities (PRTFs), and Regional Alcohol and Drug Assessment Centers (RADACs) when creating these maps, as all of these providers must be in network for all plans due to the nature of service they provide.