



# GEO-ACCESS MAPS

## For 3rd Quarter, 2023

The following Geo-Access maps are generated by the KanCare Managed Care Organizations (MCOs) each quarter and illustrate the geographical coverage of providers throughout the state for specific provider types. The format for the maps has been updated to reflect changes with KanCare 2.0 and in accordance with the Medicaid and CHIP Managed Care Final Rule.

The Geographic Mapping Reports allow KDHE to evaluate the growth of the network, identify gaps in coverage, monitor MCO compliance with the KanCare Network Adequacy Standards, and provide constructive feedback to the MCOs.

The provider categories included in the maps are listed below:

- Adult Primary Care Providers (PCPs)
- Pediatric Primary Care Providers (PCPs)
- OB/GYN
- Adult Behavioral Health (non-waiver)
- Pediatric Behavioral Health (non-waiver)
- Adult Specialists
- Pediatric Specialists
- Hospital
- Pharmacy
- Dental and Vision
- Ancillary Services
- HCBS (fixed-site)

Each map identifies the specialty and—where applicable—population for the service identified. Only providers contracted for the specified service are shown, including providers in border states. Provider service locations are identified on each map as a small dot and colored circles are used to represent the radius in miles from each provider service location (for the identified urban-rural classification). The size of each circle corresponds to distance requirements identified in the network standards.

For each map, a count will display the number of unique providers and locations. In some instances, many providers practice in a single location. Providers may also have multiple practice locations.

The index below identifies the classification indicators used in the maps. For all maps, the following scale is used.



### Adult Services

- Urban/Semi-Urban
- Densely Settled/Rural/Frontier
- Border State
- Provider Locations

### Pediatric Services

- Urban/Semi-Urban
- Densely Settled/Rural/Frontier
- Border State
- Provider Locations

### HCBS Services

- Urban/Semi-Urban
- Densely Settled/Rural/Frontier
- Border State
- Provider Locations

### Hospital, Ancillary, Pharmacy, and Vision Services

- Urban/Semi-Urban
- Densely Settled/Rural/Frontier
- Border State
- Provider Locations



KanCare Managed Care Organization  
 Mapped Provider Count Report  
*Aetna Better Health*

Provider Specialty Type	# Unique Providers	# Unique Locations	URBAN & SEMI-URBAN		RURAL & FRONTIER	
			Percent of Members within Access Standard	Mean Distance from Member to Provider Type	Percent of Members within Access Standard	Mean Distance from Member to Provider Type
<b>Primary Care Physicians</b>			<i>20 MILES / 40 MINUTES</i>		<i>30 MILES / 45 MINUTES</i>	
Adult Primary Care Providers	2333	946	100.0%	1.3	100.0%	3.1
Pediatric Primary Care Providers	2807	964	100.0%	1.5	100.0%	3.4
<b>OB/GYN</b>			<i>15 MILES / 30 MINUTES</i>		<i>60 MILES / 90 MINUTES</i>	
OB/GYN	451	418	100.0%	2.4	100.0%	8.3
<b>Behavioral Health</b>			<i>30 MILES / 60 MINUTES</i>		<i>60 MILES / 90 MINUTES</i>	
Adult Behavioral Health	4171	1273	100.0%	1.1	100.0%	5.0
Pediatric Behavioral Health	5361	1294	100.0%	1.3	100.0%	5.4
<b>Specialist</b>			<i>30 MILES / 60 MINUTES</i>		<i>90 MILES / 135 MINUTES</i>	
<b>ADULT SPECIALIST</b>			<i>30 MILES / 60 MINUTES</i>		<i>90 MILES / 135 MINUTES</i>	
Allergy	49	166	99.7%	4.9	100.0%	29.8
Cardiology	505	408	100.0%	2.2	100.0%	9.7
Dermatology	71	208	100.0%	3.1	100.0%	16.3
Gastroenterology	150	285	100.0%	2.3	100.0%	15.8
General Surgery	469	449	100.0%	2.4	100.0%	6.6
Hematology/Oncology	230	314	100.0%	2.3	100.0%	12.4
Nephrology	130	218	100.0%	2.8	100.0%	17.3
Neurology	336	373	100.0%	2.3	100.0%	11.6
Ophthalmology	137	172	100.0%	3.2	100.0%	23.4
Orthopedics	336	363	100.0%	2.4	100.0%	8.6
Otolaryngology	145	149	100.0%	3.5	100.0%	24.4
Physical Medicine/Rehab	114	182	100.0%	3.5	94.0%	35.2
Plastic and Reconstructive Surgery	69	206	100.0%	3.7	92.4%	39.1
Podiatry	63	83	100.0%	6.5	100.0%	21.3
Psychiatrist	524	567	100.0%	1.7	100.0%	5.9
NOTE: The standard for this specialty differs from other specialties in this group.			<i>15 MILES / 30 MINUTES</i> ↑		<i>60 MILES / 90 MINUTES</i> ↑	
Pulmonary Disease	202	330	100.0%	2.2	100.0%	18.1
Urology	121	196	100.0%	3.3	99.8%	18.9



KanCare Managed Care Organization  
 Mapped Provider Count Report  
*Aetna Better Health*

Provider Specialty Type	# Unique Providers	# Unique Locations	URBAN & SEMI-URBAN		RURAL & FRONTIER	
			Percent of Members within Access Standard	Mean Distance from Member to Provider Type	Percent of Members within Access Standard	Mean Distance from Member to Provider Type
<b>PEDIATRIC SPECIALIST</b>			<b>30 MILES / 60 MINUTES</b>		<b>90 MILES / 135 MINUTES</b>	
Allergy	49	167	99.7%	4.8	100.0%	35.1
Cardiology	504	408	100.0%	2.4	100.0%	10.2
Dermatology	71	211	100.0%	3.3	100.0%	15.8
Gastroenterology	150	285	100.0%	2.5	100.0%	15.7
General Surgery	470	449	100.0%	2.6	100.0%	6.9
Hematology/Oncology	230	314	100.0%	2.4	100.0%	13.2
Neonatology	42	71	100.0%	6.3	85.7%	60.1
Nephrology	130	218	100.0%	3.0	100.0%	18.4
Neurology	336	372	100.0%	2.5	100.0%	12.5
Ophthalmology	137	172	100.0%	3.4	100.0%	26.1
Orthopedics	335	363	100.0%	2.6	100.0%	9.0
Otolaryngology	144	149	100.0%	3.7	100.0%	27.7
Physical Medicine/Rehab	114	181	100.0%	3.9	89.7%	45.9
Plastic and Reconstructive Surgery	69	208	100.0%	3.8	87.3%	50.0
Podiatry	63	83	100.0%	6.6	100.0%	22.5
Psychiatrist	523	570	100.0%	1.8	100.0%	6.4
NOTE: The standard for this specialty differs from other specialties in this group.			15 MILES / 30 MINUTES ↑		60 MILES / 90 MINUTES ↑	
Pulmonary Disease	202	331	100.0%	2.4	100.0%	21.7
Urology	121	195	100.0%	3.6	99.7%	18.3
<b>Hospital</b>			<b>30 MILES / 60 MINUTES</b>		<b>60 MILES / 90 MINUTES</b>	
Hospital	141	147	100.0%	4.4	100.0%	6.0
<b>Pharmacy</b>			<b>10 MILES / 20 MINUTES</b>		<b>30 MILES / 45 MINUTES</b>	
Pharmacy	645	638	99.9%	1.6	100.0%	4.0
<b>Vision</b>			<b>30 MILES / 60 MINUTES</b>		<b>60 MILES / 90 MINUTES</b>	
Optometry	404	297	100.0%	2.0	100.0%	8.5
<b>Dental</b>			<b>20 MILES / 40 MINUTES</b>		<b>30 MILES / 45 MINUTES</b>	
Adult Dental Primary Care	297	218	100.0%	2.6	98.1%	9.0
Pediatric Dental Primary Care	343	243	100.0%	2.6	97.9%	8.9



KanCare Managed Care Organization  
 Mapped Provider Count Report  
*Aetna Better Health*

Provider Specialty Type	# Unique Providers	# Unique Locations	URBAN & SEMI-URBAN		RURAL & FRONTIER	
			Percent of Members within Access Standard	Mean Distance from Member to Provider Type	Percent of Members within Access Standard	Mean Distance from Member to Provider Type
<b>Ancillary Services</b>			<i>30 MILES / 60 MINUTES</i>		<i>60 MILES / 90 MINUTES</i>	
Physical Therapy	728	244	100.0%	3.2	100.0%	13.7
Occupational Therapy	268	149	100.0%	3.7	94.2%	30.2
Speech Therapy	245	133	99.7%	5.4	92.9%	34.4
X-Ray	162	169	100.0%	4.1	100.0%	5.8
Lab	191	195	100.0%	4.0	100.0%	5.9

NOTE: The standard for this specialty differs from other specialties in this group.

*30 MILES / 60 MINUTES* ↑

Provider Specialty Type	# Unique Providers	# Unique Locations	URBAN & SEMI-URBAN		RURAL & FRONTIER	
			Percent of Members within Access Standard	Mean Distance from Member to Specialist	Percent of Members within Access Standard	Mean Distance from Member to Specialist
<b>Adult Day Care PT 55/PS 410/PC S5101 &amp; S5102</b>			<i>30 MILES / 60 MINUTES</i>		<i>60 MILES / 100 MINUTES</i>	
FE Waiver Providers	153	170	100.0%	3.7	100.0%	12.8
<b>Day Supports PT 55/PS 520/PC T2021</b>						
IDD Waiver Providers	133	172	100.0%	3.3	100.0%	17.1





KanCare Managed Care Organization  
 Mapped Provider Count Report  
*Sunflower State Health Plan*

Provider Specialty Type	# Unique Providers	# Unique Locations	URBAN & SEMI-URBAN		RURAL & FRONTIER	
			Percent of Members within Access Standard	Mean Distance from Member to Provider Type	Percent of Members within Access Standard	Mean Distance from Member to Provider Type
<b>Primary Care Physicians</b>			<i>20 MILES / 40 MINUTES</i>		<i>30 MILES / 45 MINUTES</i>	
Adult Primary Care Providers	3171	1275	100.0%	1.3	100.0%	2.7
Pediatric Primary Care Providers	4442	1314	100.0%	1.4	100.0%	3.0
<b>OB/GYN</b>			<i>15 MILES / 30 MINUTES</i>		<i>60 MILES / 90 MINUTES</i>	
OB/GYN	506	307	100.0%	2.6	97.7%	14.4
<b>Behavioral Health</b>			<i>30 MILES / 60 MINUTES</i>		<i>60 MILES / 90 MINUTES</i>	
Adult Behavioral Health	3035	1273	100.0%	1.1	100.0%	5.0
Pediatric Behavioral Health	4462	1322	100.0%	1.2	100.0%	5.3
<b>Specialist</b>			<i>30 MILES / 60 MINUTES</i>		<i>90 MILES / 135 MINUTES</i>	
<b>ADULT SPECIALIST</b>			<i>30 MILES / 60 MINUTES</i>		<i>90 MILES / 135 MINUTES</i>	
Allergy	34	29	93.5%	12.4	98.5%	48.9
Cardiology	401	236	100.0%	3.4	100.0%	14.1
Dermatology	56	64	99.0%	8.7	95.7%	43.7
Gastroenterology	139	96	100.0%	5.7	99.8%	36.2
General Surgery	400	348	100.0%	3.4	100.0%	6.4
Hematology/Oncology	181	83	100.0%	4.9	100.0%	28.7
Nephrology	117	86	100.0%	6.2	100.0%	27.7
Neurology	350	236	100.0%	3.4	100.0%	18.1
Ophthalmology	135	170	100.0%	3.3	100.0%	17.1
Orthopedics	305	240	100.0%	3.6	100.0%	9.6
Otolaryngology	132	122	100.0%	5.8	100.0%	29.4
Physical Medicine/Rehab	80	82	100.0%	5.5	99.3%	26.8
Plastic and Reconstructive Surgery	45	51	88.4%	14.9	94.1%	56.7
Podiatry	66	104	100.0%	5.1	100.0%	25.6
Psychiatrist	581	442	99.9%	2.0	99.9%	9.3
*NOTE: The standard for this specialty differs from other specialties in this group.			<i>15 MILES / 30 MINUTES</i>		<i>60 MILES / 90 MINUTES</i>	
Pulmonary Disease	231	136	100.0%	4.8	100.0%	22.8
Urology	112	113	100.0%	6.2	99.8%	23.4



KanCare Managed Care Organization  
 Mapped Provider Count Report  
 Sunflower State Health Plan

Provider Specialty Type	# Unique Providers	# Unique Locations	URBAN & SEMI-URBAN		RURAL & FRONTIER	
			Percent of Members within Access Standard	Mean Distance from Member to Provider Type	Percent of Members within Access Standard	Mean Distance from Member to Provider Type
<b>PEDIATRIC SPECIALIST</b>			<i>30 MILES / 60 MINUTES</i>		<i>90 MILES / 135 MINUTES</i>	
Allergy	35	30	94.4%	11.3	98.7%	49.8
Cardiology	401	237	100.0%	3.6	100.0%	15.0
Dermatology	56	67	99.9%	6.9	95.4%	44.9
Gastroenterology	140	96	100.0%	5.7	99.7%	38.2
General Surgery	403	348	100.0%	3.7	100.0%	6.5
Hematology/Oncology	184	85	100.0%	5.1	100.0%	30.0
Neonatology	109	31	90.0%	15.1	68.4%	94.9
Nephrology	120	88	100.0%	6.0	100.0%	27.1
Neurology	350	239	100.0%	3.6	100.0%	18.9
Ophthalmology	135	170	100.0%	3.5	100.0%	19.6
Orthopedics	308	241	100.0%	3.9	100.0%	9.9
Otolaryngology	134	122	100.0%	6.0	100.0%	31.3
Physical Medicine/Rehab	80	82	100.0%	5.6	99.2%	26.4
Plastic and Reconstructive Surgery	45	51	88.6%	14.6	90.6%	62.8
Podiatry	67	104	100.0%	5.1	100.0%	26.4
Psychiatrist	582	444	99.9%	2.1	99.9%	9.7
*NOTE: The standard for this specialty differs from other specialties in this group.			<i>15 MILES / 30 MINUTES</i>		<i>60 MILES / 90 MINUTES</i>	
Pulmonary Disease	234	138	100.0%	5.0	100.0%	24.8
Urology	112	113	100.0%	6.4	99.7%	23.0
<b>Hospital</b>			<i>30 MILES / 60 MINUTES</i>		<i>60 MILES / 90 MINUTES</i>	
Hospital	281	335	100.0%	3.3	100.0%	5.3
<b>Pharmacy</b>			<i>10 MILES / 20 MINUTES</i>		<i>30 MILES / 45 MINUTES</i>	
Pharmacy	623	613	99.8%	1.5	100.0%	4.1
<b>Vision</b>			<i>30 MILES / 60 MINUTES</i>		<i>60 MILES / 90 MINUTES</i>	
Optometry	473	412	100.0%	1.8	100.0%	6.6
<b>Dental</b>			<i>20 MILES / 40 MINUTES</i>		<i>30 MILES / 45 MINUTES</i>	
Adult Dental Primary Care	317	251	100.0%	2.9	99.9%	8.5
Pediatric Dental Primary Care	204	143	100.0%	4.1	88.9%	18.5



KanCare Managed Care Organization  
 Mapped Provider Count Report  
*Sunflower State Health Plan*

Provider Specialty Type	# Unique Providers	# Unique Locations	URBAN & SEMI-URBAN		RURAL & FRONTIER	
			Percent of Members within Access Standard	Mean Distance from Member to Provider Type	Percent of Members within Access Standard	Mean Distance from Member to Provider Type
<b>Ancillary Services</b>			<i>30 MILES / 60 MINUTES</i>		<i>60 MILES / 90 MINUTES</i>	
Physical Therapy	864	507	100.0%	2.3	100.0%	4.8
Occupational Therapy	364	343	100.0%	2.5	100.0%	8.1
Speech Therapy	299	236	100.0%	3.3	100.0%	20.2
X-Ray	201	206	100.0%	4.1	100.0%	8.2
Lab	217	230	100.0%	4.1	100.0%	8.8
*NOTE: The standard for this specialty differs from other specialties in this group.			<i>30 MILES / 60 MINUTES</i>			

Provider Specialty Type	# Unique Providers	# Unique Locations	URBAN & SEMI-URBAN		RURAL & FRONTIER	
			Percent of Members within Access Standard	Mean Distance from Member to Specialist	Percent of Members within Access Standard	Mean Distance from Member to Specialist
<b>Adult Day Care PT 55/PS 410/PC S5101 &amp; S5102</b>			<i>30 MILES / 60 MINUTES</i>		<i>60 MILES / 100 MINUTES</i>	
FE Waiver Providers	193	210	100.0%	1.9	100.0%	9.1
<b>Day Supports PT 55/PS 520/PC T2021</b>						
IDD Waiver Providers	190	268	100.0%	2.2	100.0%	9.5



KanCare Managed Care Organization  
 Mapped Provider Count Report  
*United HealthCare*

Provider Specialty Type	# Unique Providers	# Unique Locations	URBAN & SEMI-URBAN		RURAL & FRONTIER	
			Percent of Members within Access Standard	Mean Distance from Member to Provider Type	Percent of Members within Access Standard	Mean Distance from Member to Provider Type
<b>Primary Care Physicians</b>			<i>20 MILES / 40 MINUTES</i>		<i>30 MILES / 45 MINUTES</i>	
Adult Primary Care Providers	3713	1197	100.0%	0.9	100.0%	2.0
Pediatric Primary Care Providers	3959	1209	100.0%	1.0	100.0%	2.2
<b>OB/GYN</b>			<i>15 MILES / 30 MINUTES</i>		<i>60 MILES / 90 MINUTES</i>	
OB/GYN	326	210	99.9%	2.6	100.0%	10.4
<b>Behavioral Health</b>			<i>30 MILES / 60 MINUTES</i>		<i>60 MILES / 90 MINUTES</i>	
Adult Behavioral Health	3934	1491	100.0%	0.8	100.0%	3.9
Pediatric Behavioral Health	4996	1564	100.0%	0.9	100.0%	4.0
<b>Specialist</b>			<i>30 MILES / 60 MINUTES</i>		<i>90 MILES / 135 MINUTES</i>	
<b>ADULT SPECIALIST</b>			<i>30 MILES / 60 MINUTES</i>		<i>90 MILES / 135 MINUTES</i>	
Allergy	31	31	97.7%	6.8	100.0%	38.7
Cardiology	371	208	100.0%	2.9	100.0%	9.3
Dermatology	57	66	98.2%	6.2	99.7%	24.1
Gastroenterology	111	86	100.0%	4.7	95.5%	42.5
General Surgery	329	260	100.0%	2.5	100.0%	6.6
Hematology/Oncology	195	102	100.0%	3.7	100.0%	17.2
Nephrology	79	72	100.0%	4.0	99.7%	23.5
Neurology	230	125	100.0%	3.9	100.0%	16.5
Ophthalmology	122	148	100.0%	2.8	100.0%	15.7
Orthopedics	222	165	100.0%	2.9	100.0%	9.8
Otolaryngology	106	81	100.0%	4.2	100.0%	20.3
Physical Medicine/Rehab	78	104	100.0%	4.5	99.1%	22.9
Plastic and Reconstructive Surgery	44	54	97.3%	8.0	93.0%	53.5
Podiatry	48	71	100.0%	4.5	100.0%	17.6
Psychiatrist	550	460	<b>100.0%</b>	<b>1.6</b>	<b>100.0%</b>	<b>5.6</b>
NOTE: The standard for this specialty differs from other specialties in this group.			<i>15 MILES / 30 MINUTES</i> ↑		<i>60 MILES / 90 MINUTES</i> ↑	
Pulmonary Disease	134	100	100.0%	3.8	100.0%	25.3
Urology	114	90	100.0%	3.7	99.7%	16.0



KanCare Managed Care Organization  
 Mapped Provider Count Report  
*United HealthCare*

Provider Specialty Type	# Unique Providers	# Unique Locations	URBAN & SEMI-URBAN		RURAL & FRONTIER	
			Percent of Members within Access Standard	Mean Distance from Member to Provider Type	Percent of Members within Access Standard	Mean Distance from Member to Provider Type
<b>PEDIATRIC SPECIALIST</b>			<b>30 MILES / 60 MINUTES</b>		<b>90 MILES / 135 MINUTES</b>	
Allergy	32	32	98.2%	6.7	100.0%	41.0
Cardiology	370	207	100.0%	3.0	100.0%	9.3
Dermatology	57	66	98.8%	6.0	99.7%	22.4
Gastroenterology	111	86	100.0%	4.7	93.9%	48.9
General Surgery	329	260	100.0%	2.6	100.0%	6.5
Hematology/Oncology	195	102	100.0%	3.9	100.0%	16.3
Neonatology	59	28	97.8%	8.1	68.8%	86.6
Nephrology	79	72	100.0%	4.0	99.7%	23.8
Neurology	233	125	100.0%	4.0	100.0%	16.8
Ophthalmology	122	148	100.0%	2.9	100.0%	18.3
Orthopedics	222	165	100.0%	3.1	100.0%	9.7
Otolaryngology	107	81	100.0%	4.3	100.0%	23.5
Physical Medicine/Rehab	79	104	100.0%	4.5	99.3%	22.5
Plastic and Reconstructive Surgery	44	54	97.9%	7.5	90.9%	59.2
Podiatry	48	71	100.0%	4.5	100.0%	16.7
Psychiatrist	551	461	<b>100.0%</b>	<b>1.7</b>	<b>100.0%</b>	<b>5.8</b>
NOTE: The standard for this specialty differs from other specialties in this group.			15 MILES / 30 MINUTES ↑		60 MILES / 90 MINUTES ↑	
Pulmonary Disease	134	100	100.0%	3.9	100.0%	26.5
Urology	114	90	100.0%	3.8	99.7%	17.7
<b>Hospital</b>			<b>30 MILES / 60 MINUTES</b>		<b>60 MILES / 90 MINUTES</b>	
Hospital	223	206	100.0%	2.8	100.0%	4.7
<b>Pharmacy</b>			<b>10 MILES / 20 MINUTES</b>		<b>30 MILES / 45 MINUTES</b>	
Pharmacy	695	660	99.9%	1.2	100.0%	3.0
<b>Vision</b>			<b>30 MILES / 60 MINUTES</b>		<b>60 MILES / 90 MINUTES</b>	
Optometry	460	487	100.0%	1.3	100.0%	4.8
<b>Dental</b>			<b>20 MILES / 40 MINUTES</b>		<b>30 MILES / 45 MINUTES</b>	
Adult Dental Primary Care	315	192	100.0%	2.2	97.6%	8.5
Pediatric Dental Primary Care	372	222	100.0%	2.1	98.1%	8.1



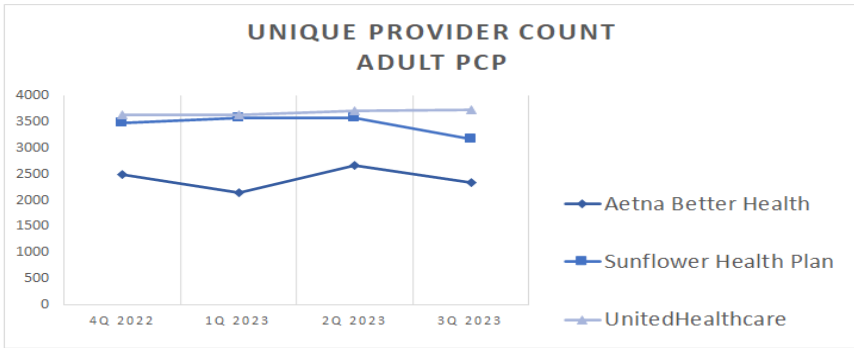
KanCare Managed Care Organization  
 Mapped Provider Count Report  
*United HealthCare*

			URBAN & SEMI-URBAN		RURAL & FRONTIER	
Provider Specialty Type	# Unique Providers	# Unique Locations	Percent of Members within Access Standard	Mean Distance from Member to Specialist	Percent of Members within Access Standard	Mean Distance from Member to Specialist
<b>Ancillary Services</b>			<i>30 MILES / 60 MINUTES</i>		<i>60 MILES / 90 MINUTES</i>	
Physical Therapy	838	480	100.0%	1.7	100.0%	4.0
Occupational Therapy	367	352	100.0%	1.9	100.0%	4.6
Speech Therapy	355	317	100.0%	2.2	100.0%	4.6
X-Ray	300	259	100.0%	2.5	100.0%	4.7
Lab	277	242	100.0%	2.7	100.0%	4.7
NOTE: The standard for this specialty differs from other specialties in this group.					<i>30 MILES / 60 MINUTES</i> ↑	
			URBAN & SEMI-URBAN		RURAL & FRONTIER	
			<i>30 MILES / 60 MINUTES</i>		<i>60 MILES / 100 MINUTES</i>	
Provider Specialty Type	# Unique Providers	# Unique Locations	Percent of Members within Access Standard	Mean Distance from Member to Specialist	Percent of Members within Access Standard	Mean Distance from Member to Specialist
<b>Adult Day Care PT 55/PS 410/PC S5101 &amp; S5102</b>						
FE Waiver Providers	142	159	100.0%	2.1	100.0%	10.6
<b>Day Supports PT 55/PS 520/PC T2021</b>						
IDD Waiver Providers	165	304	100.0%	1.7	100.0%	6.3

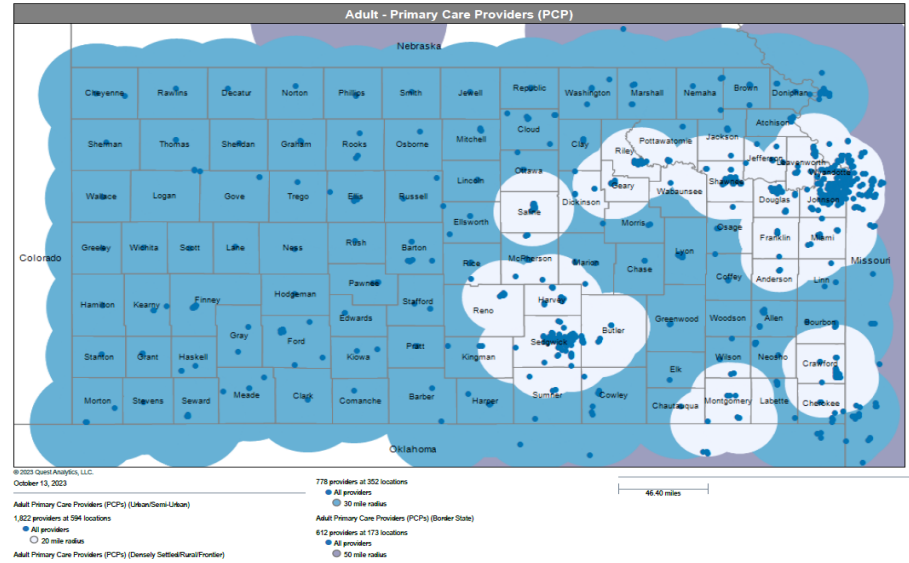
## Primary Care Providers (PCP)

### Quarterly Unique Provider Count

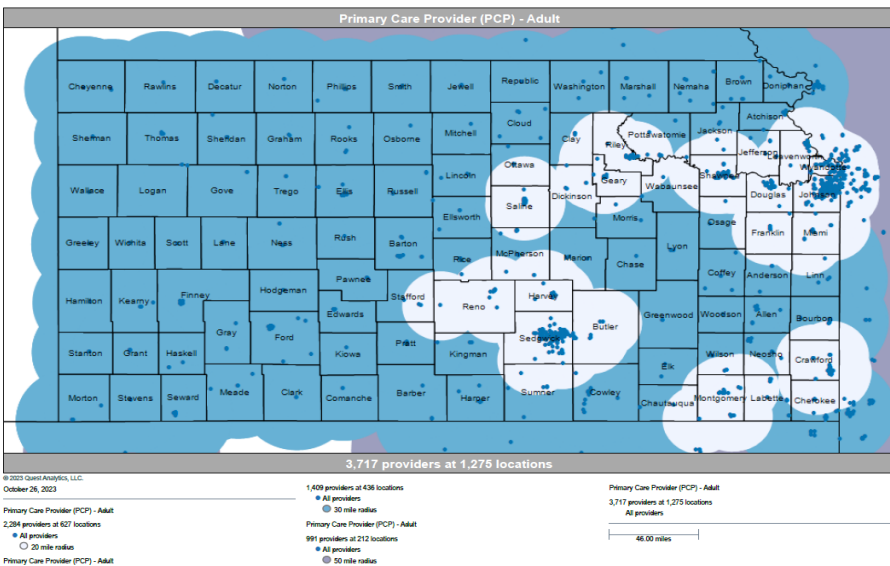
	4Q 2022	1Q 2023	2Q 2023	3Q 2023
Aetna Better Health	2492	2140	2659	2333
Sunflower Health Plan	3474	3559	3567	3171
UnitedHealthcare	3632	3618	3711	3713



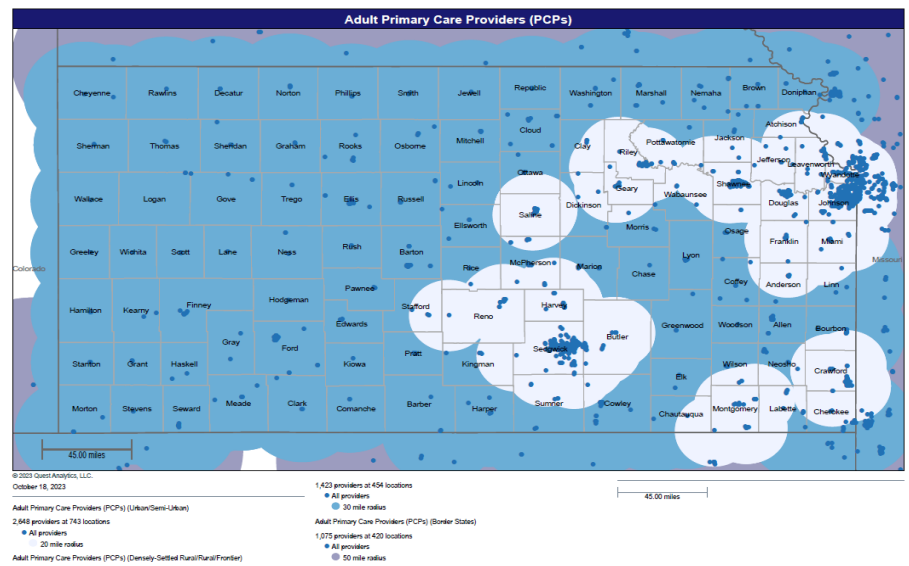
## Aetna Better Health



## Sunflower Health Plan



## UnitedHealthcare

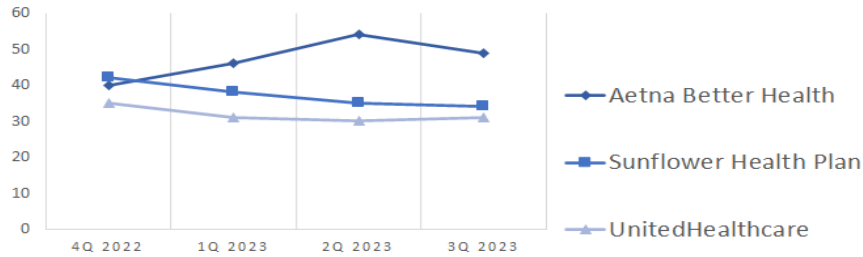


## Allergy

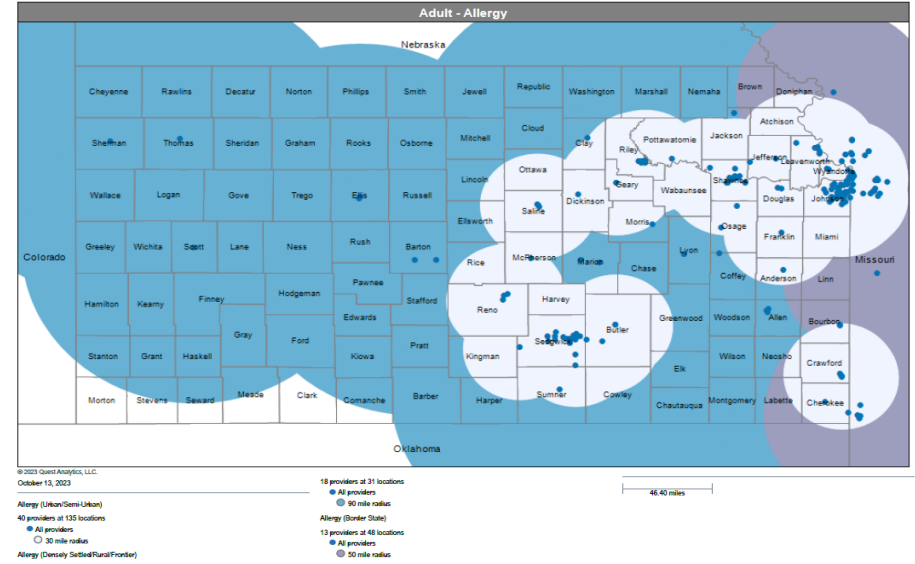
### Quarterly Unique Provider Count

	4Q 2022	1Q 2023	2Q 2023	3Q 2023
Aetna Better Health	40	46	54	49
Sunflower Health Plan	42	38	35	34
UnitedHealthcare	35	31	30	31

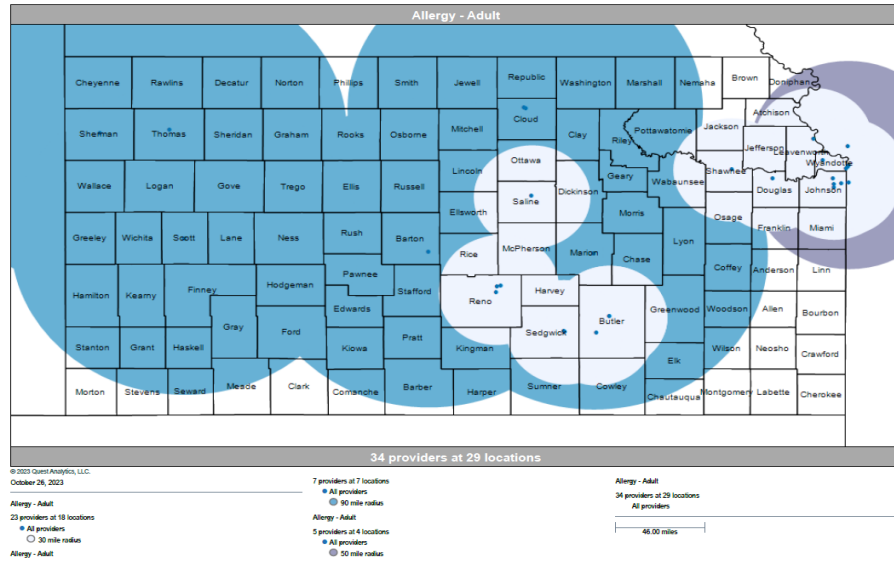
UNIQUE PROVIDER COUNT  
ADULT ALLERGY



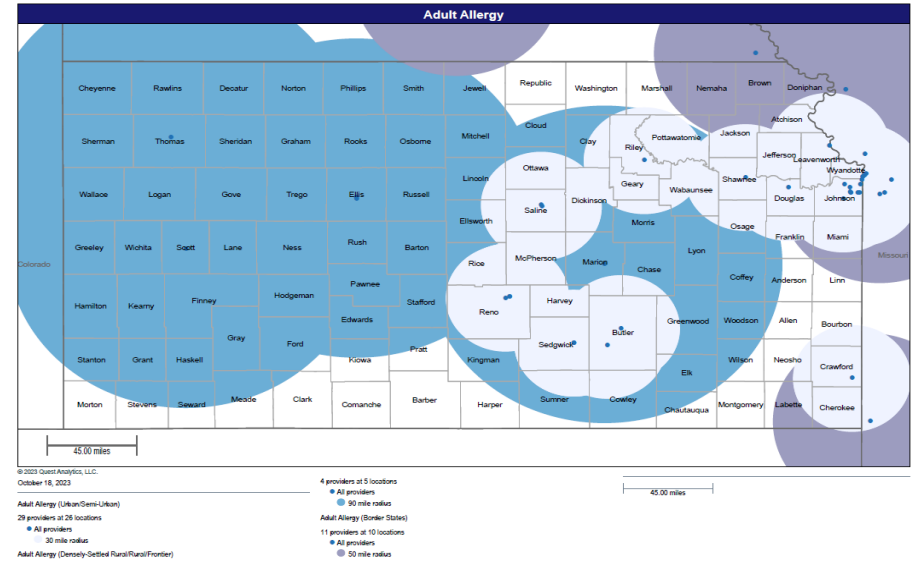
## Aetna Better Health



## Sunflower Health Plan



## UnitedHealthcare

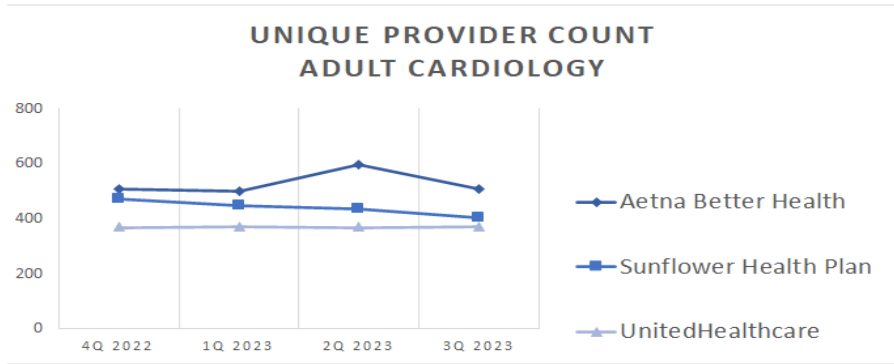




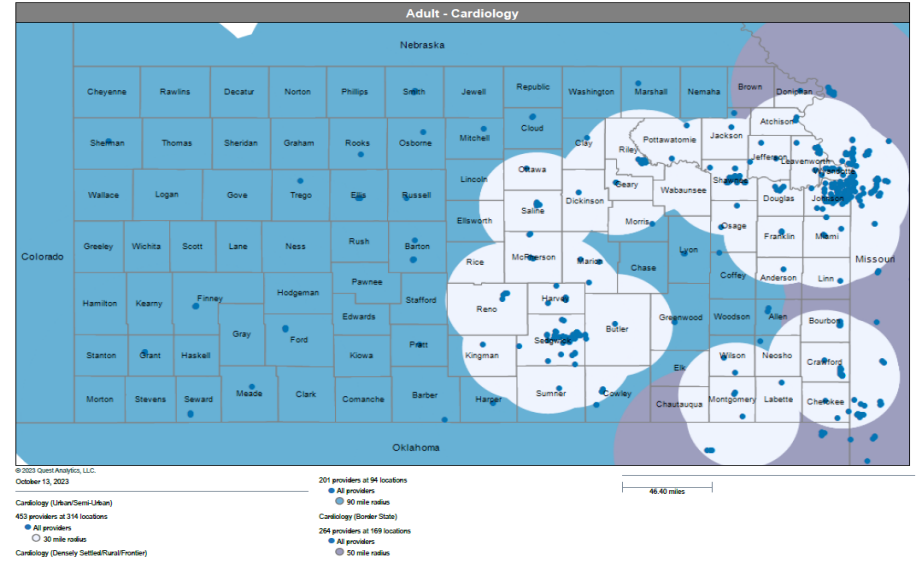
## Cardiology

### Quarterly Unique Provider Count

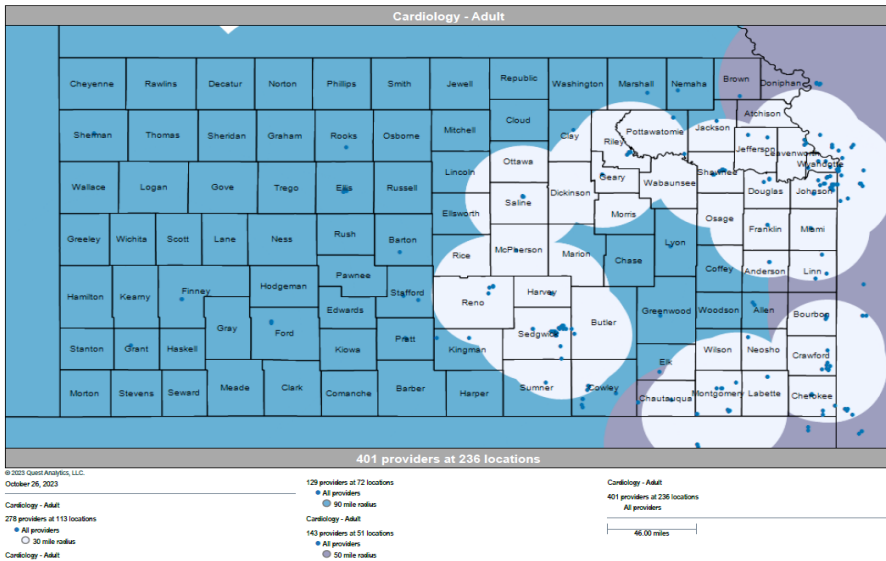
	4Q 2022	1Q 2023	2Q 2023	3Q 2023
Aetna Better Health	505	497	597	505
Sunflower Health Plan	472	447	435	401
UnitedHealthcare	368	371	368	371



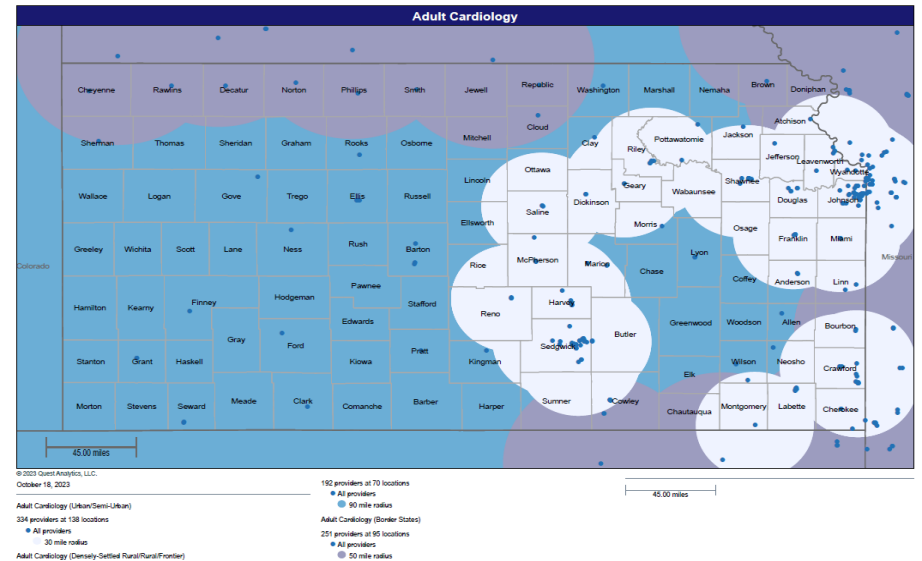
## Aetna Better Health



## Sunflower Health Plan



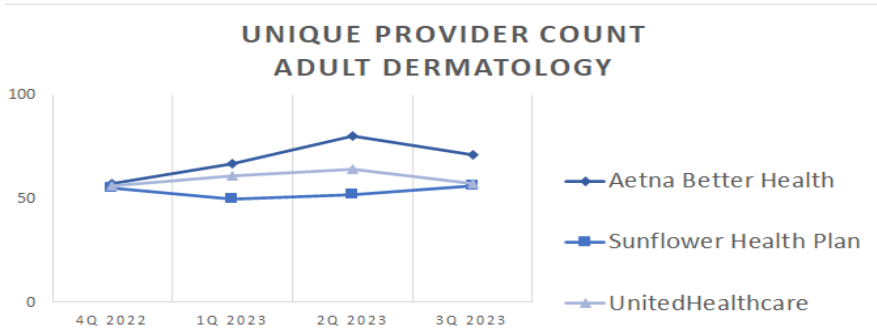
## UnitedHealthcare



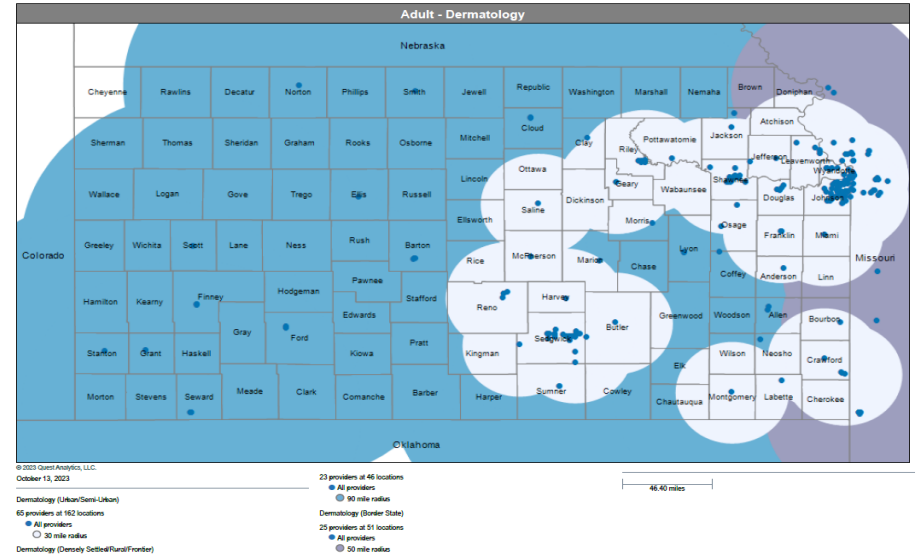
## Dermatology

### Quarterly Unique Provider Count

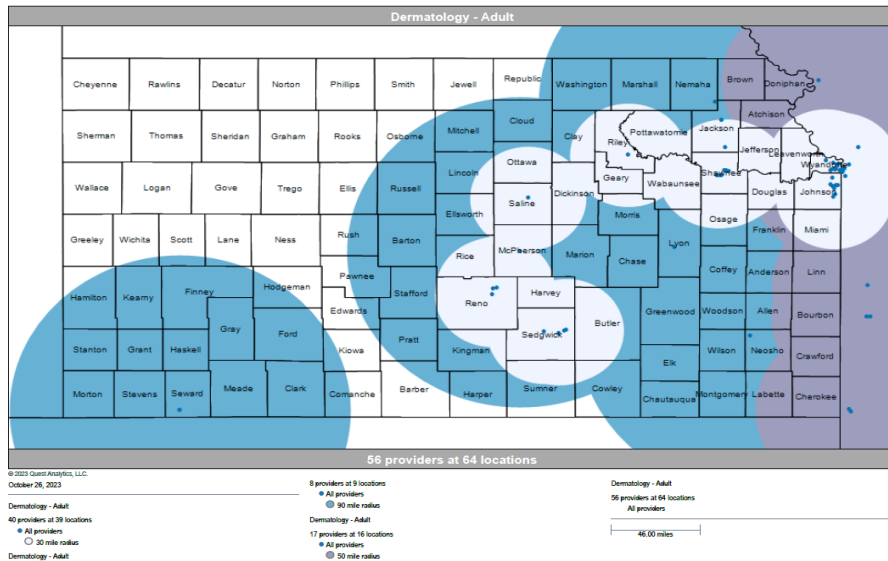
	4Q 2022	1Q 2023	2Q 2023	3Q 2023
Aetna Better Health	57	67	80	71
Sunflower Health Plan	55	50	52	56
UnitedHealthcare	56	61	64	57



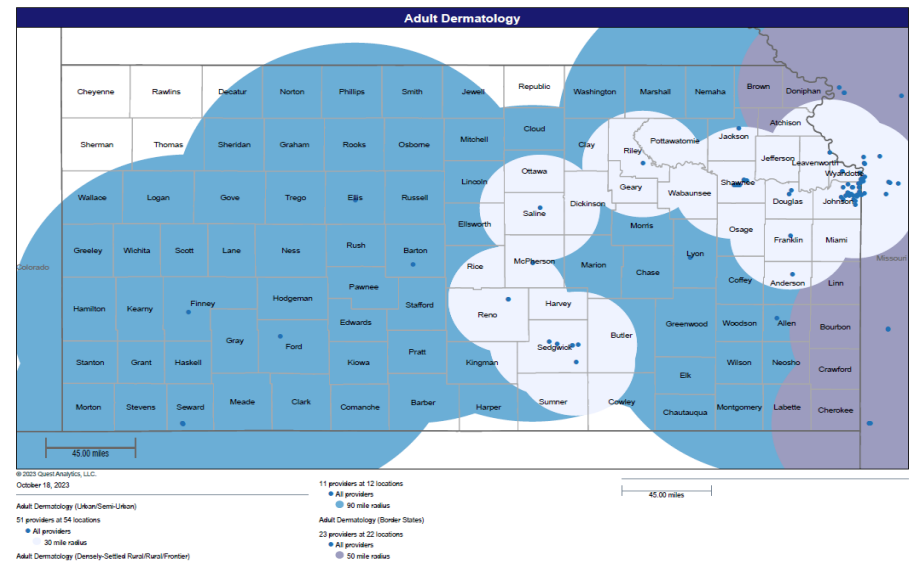
## Aetna Better Health



## Sunflower Health Plan



## UnitedHealthcare





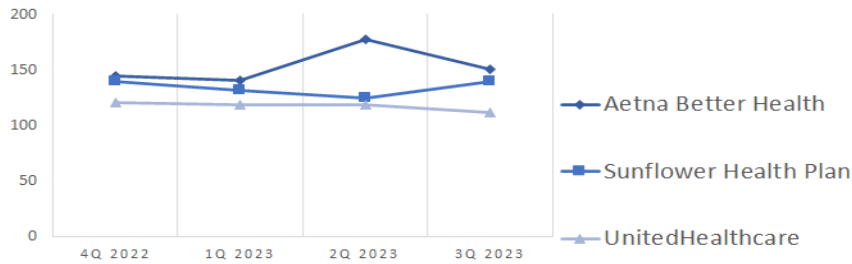
# KanCare Managed Care Organization Network Access As of October 1, 2023

## Gastroenterology

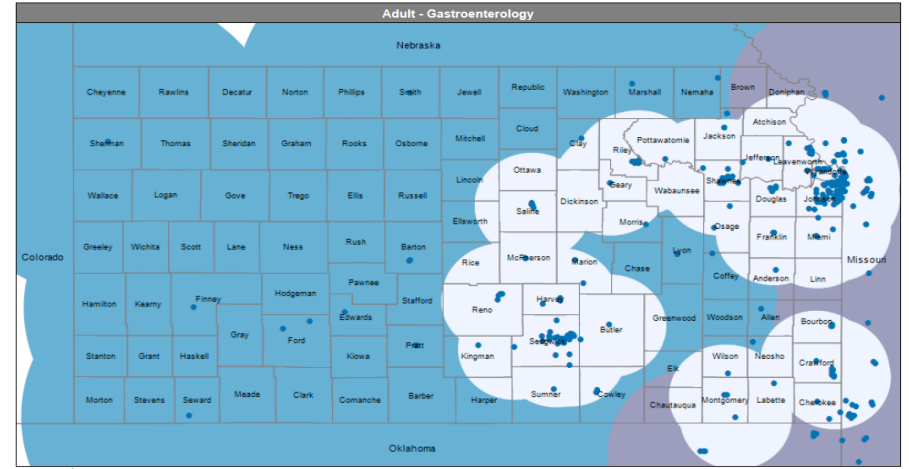
### Quarterly Unique Provider Count

	4Q 2022	1Q 2023	2Q 2023	3Q 2023
Aetna Better Health	144	140	177	150
Sunflower Health Plan	139	131	124	139
UnitedHealthcare	120	118	118	111

UNIQUE PROVIDER COUNT  
ADULT GASTROENTEROLOGY



## Aetna Better Health



© 2023 Qand Analytics, LLC  
October 12, 2023

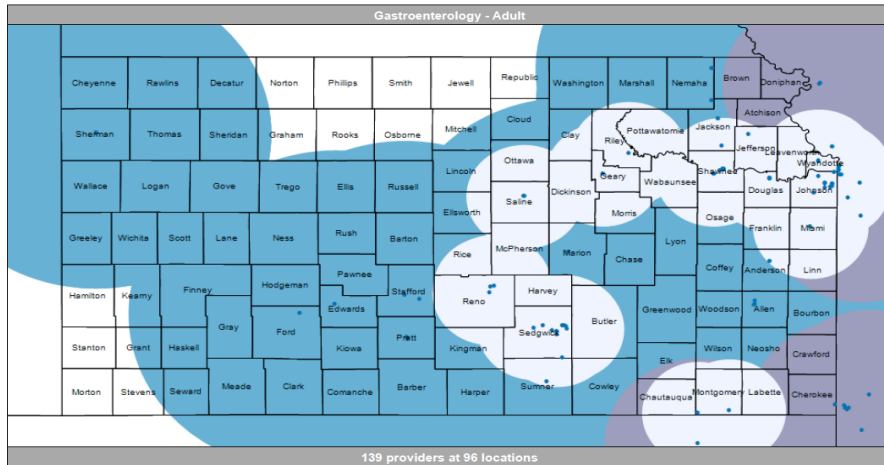
26 providers at 49 locations  
 ● All providers  
 ○ 30 mile radius  
 ⊙ 50 mile radius

Gastroenterology (Urban/Semi-Urban)  
 139 providers at 236 locations  
 ● All providers  
 ○ 30 mile radius

Gastroenterology (Border State)  
 71 providers at 114 locations  
 ● All providers  
 ○ 30 mile radius

Gastroenterology (Densely Settled/Rural/Frontier)

## Sunflower Health Plan

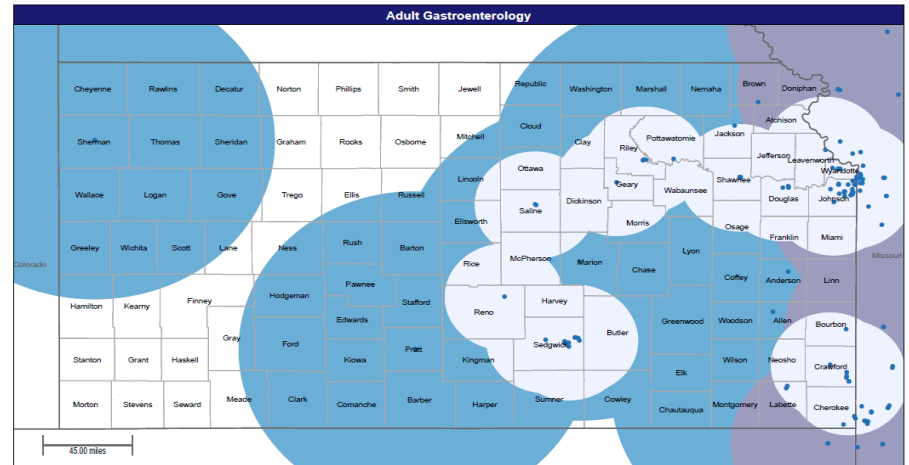


© 2023 Qand Analytics, LLC  
October 26, 2023

139 providers at 96 locations  
 ● All providers  
 ○ 30 mile radius  
 ⊙ 50 mile radius

Gastroenterology - Adult  
 139 providers at 96 locations  
 All providers

## UnitedHealthcare



© 2023 Qand Analytics, LLC  
October 18, 2023

11 providers at 16 locations  
 ● All providers  
 ○ 30 mile radius  
 ⊙ 50 mile radius

Adult Gastroenterology (Urban/Semi-Urban)  
 106 providers at 70 locations  
 ● All providers  
 ○ 30 mile radius

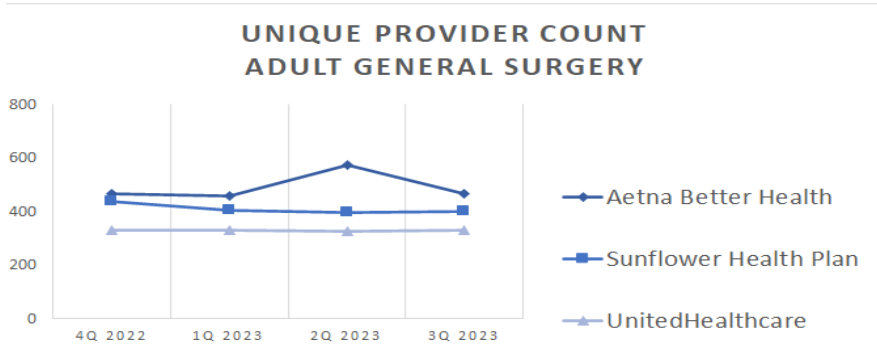
Adult Gastroenterology (Border States)  
 67 providers at 52 locations  
 ● All providers  
 ○ 30 mile radius

Adult Gastroenterology (Densely Settled/Rural/Frontier)

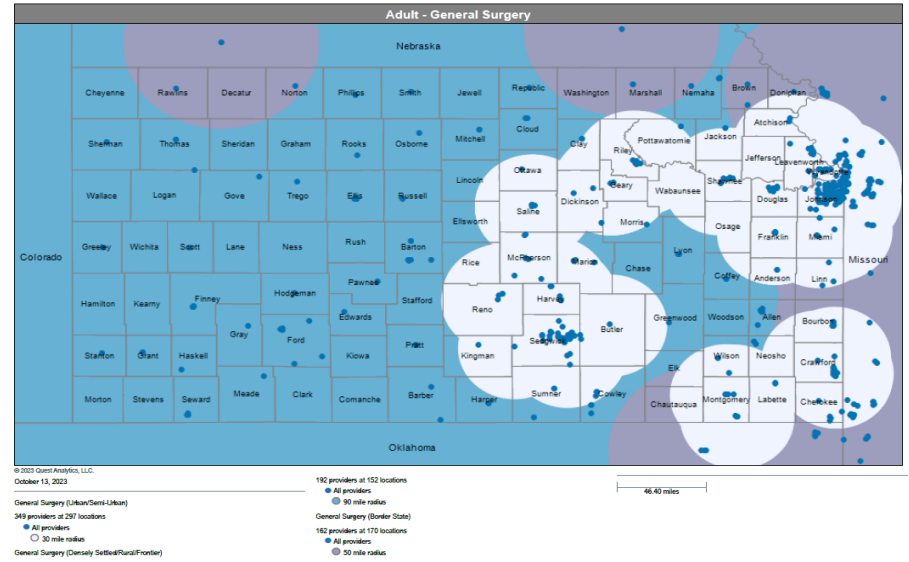
## General Surgery

### Quarterly Unique Provider Count

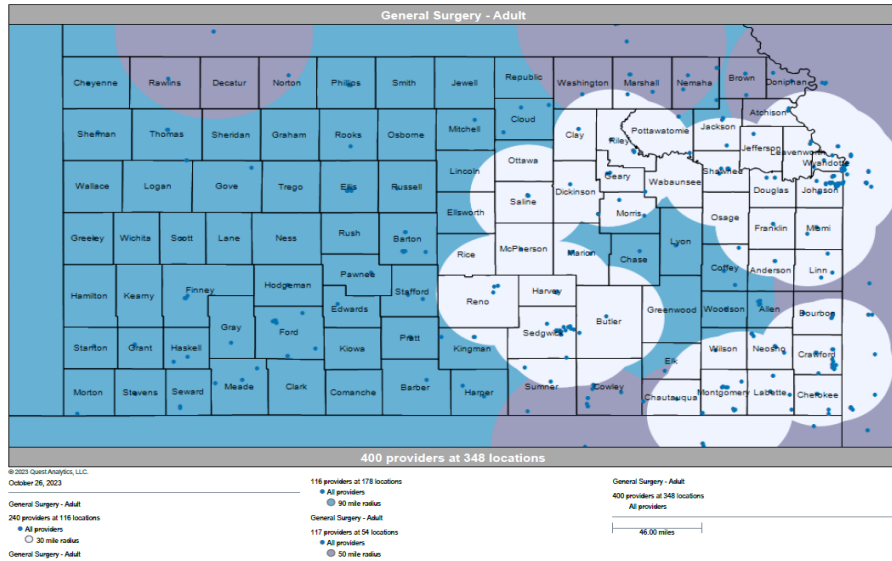
	4Q 2022	1Q 2023	2Q 2023	3Q 2023
Aetna Better Health	466	459	576	469
Sunflower Health Plan	439	404	399	400
UnitedHealthcare	330	329	328	329



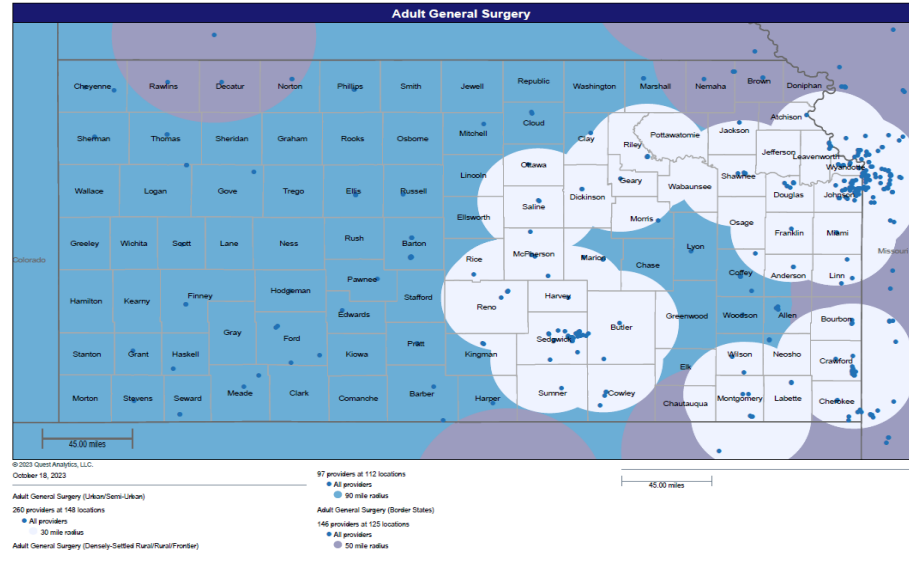
## Aetna Better Health



## Sunflower Health Plan



## UnitedHealthcare

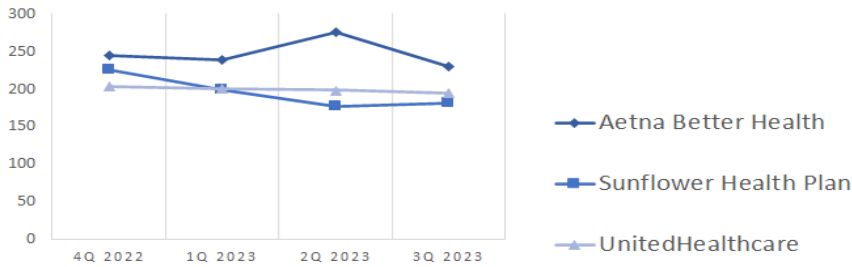


## Hematology/Oncology

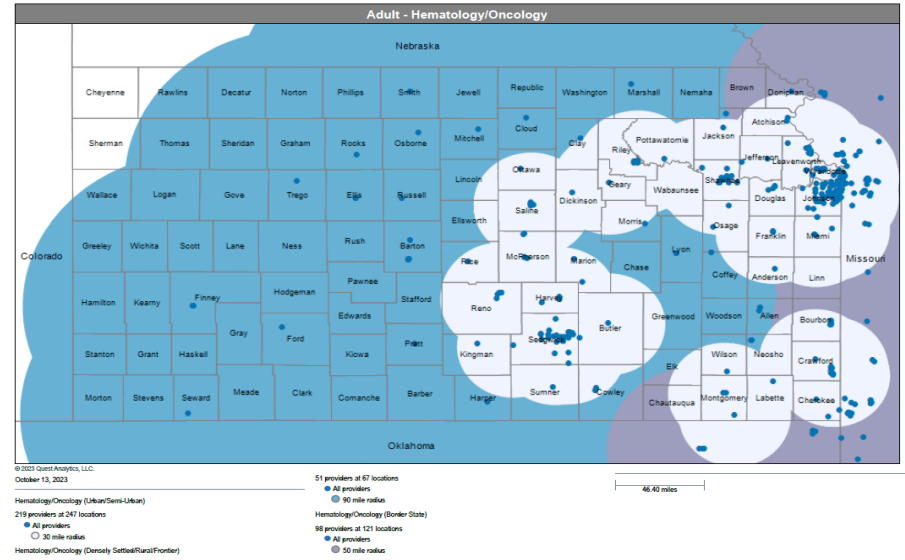
### Quarterly Unique Provider Count

	4Q 2022	1Q 2023	2Q 2023	3Q 2023
Aetna Better Health	244	239	276	230
Sunflower Health Plan	226	199	177	181
UnitedHealthcare	203	200	198	195

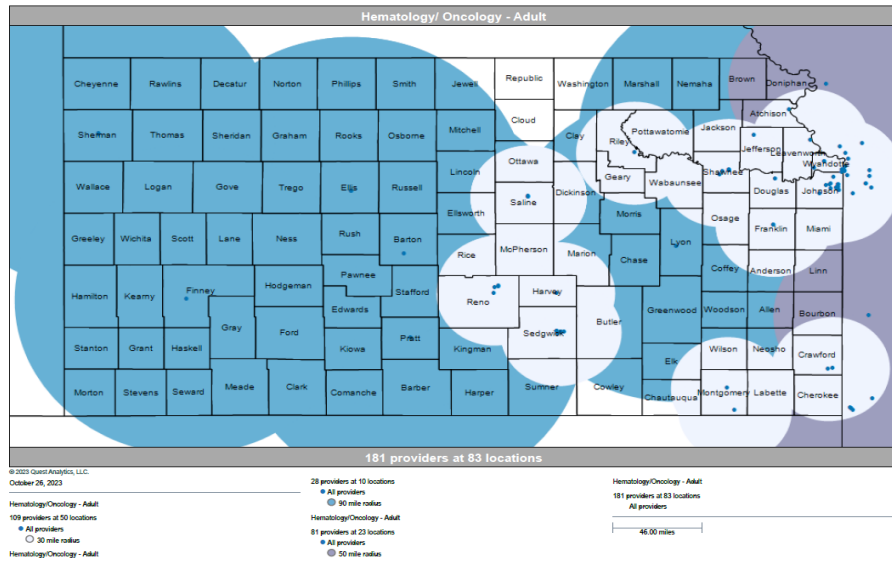
**UNIQUE PROVIDER COUNT  
ADULT HEMATOLOGY/ONCOLOGY**



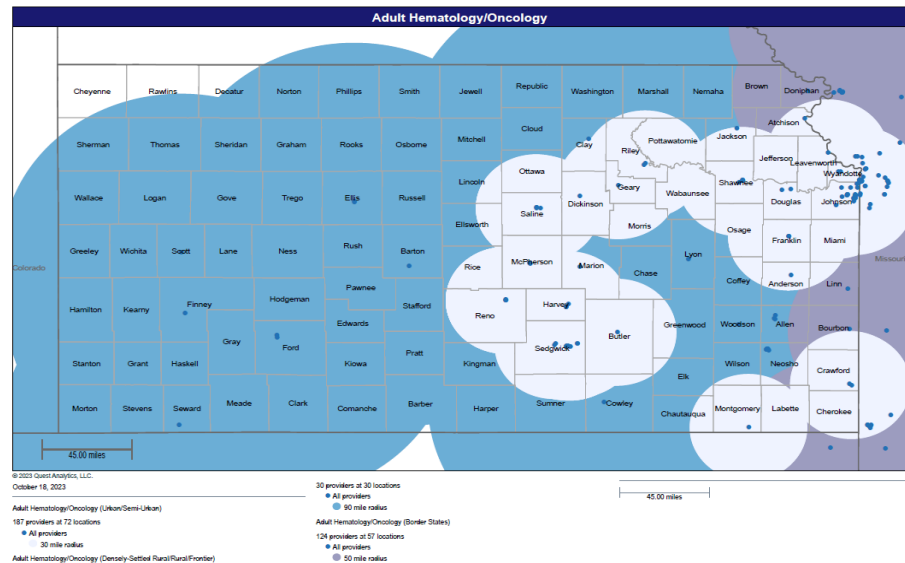
## Aetna Better Health



## Sunflower Health Plan



## UnitedHealthcare

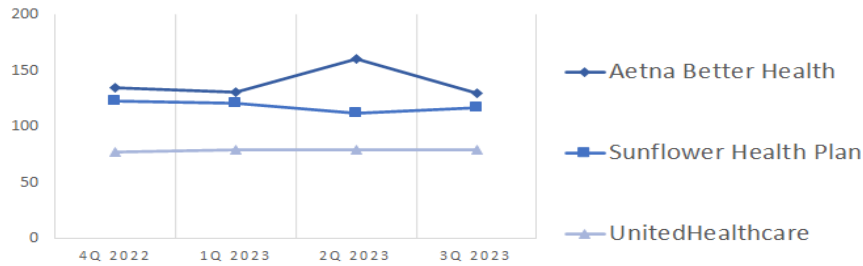


## Nephrology

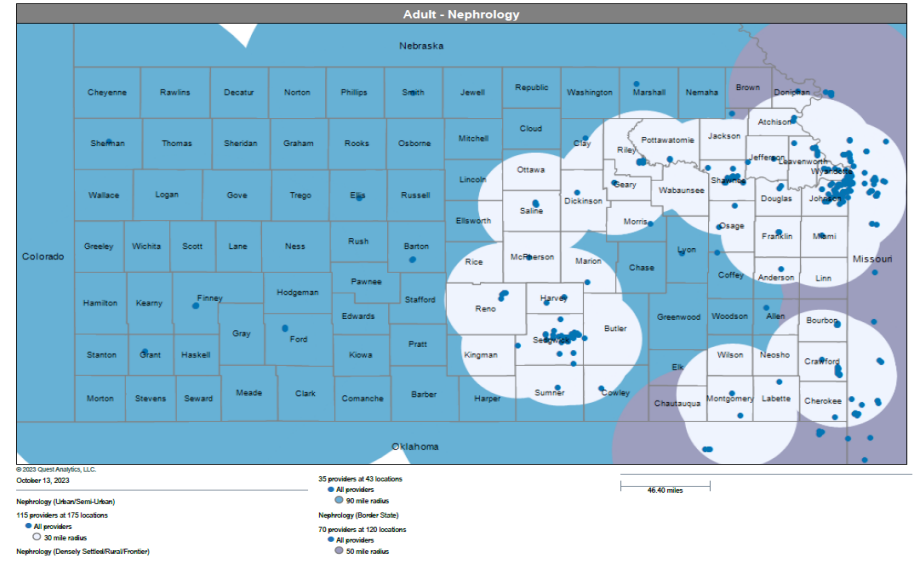
### Quarterly Unique Provider Count

	4Q 2022	1Q 2023	2Q 2023	3Q 2023
Aetna Better Health	135	131	160	130
Sunflower Health Plan	123	121	112	117
UnitedHealthcare	77	79	79	79

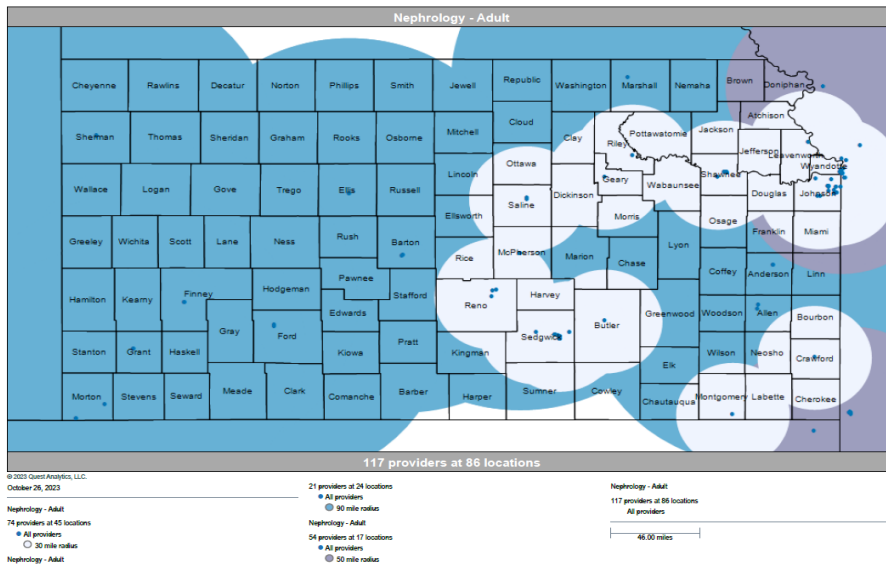
UNIQUE PROVIDER COUNT  
ADULT NEPHROLOGY



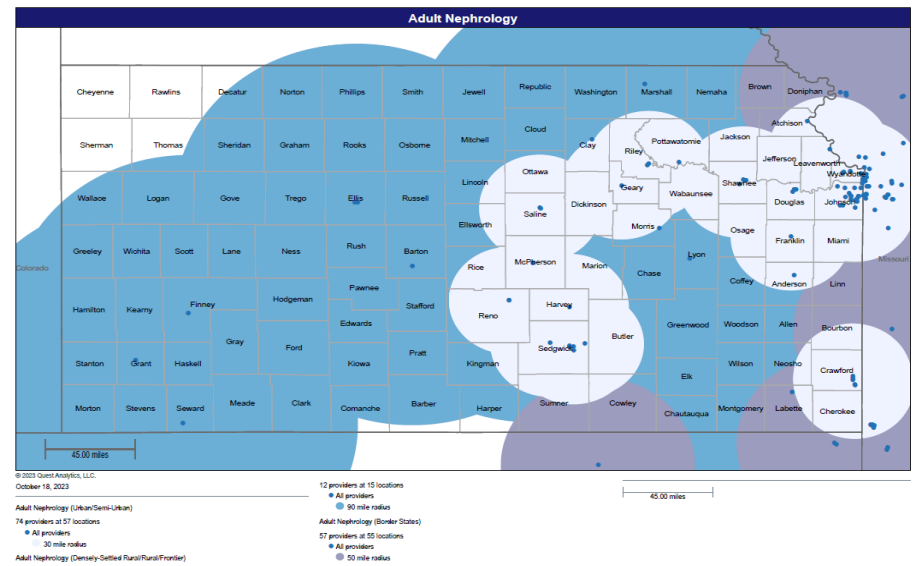
### Aetna Better Health



### Sunflower Health Plan



### UnitedHealthcare



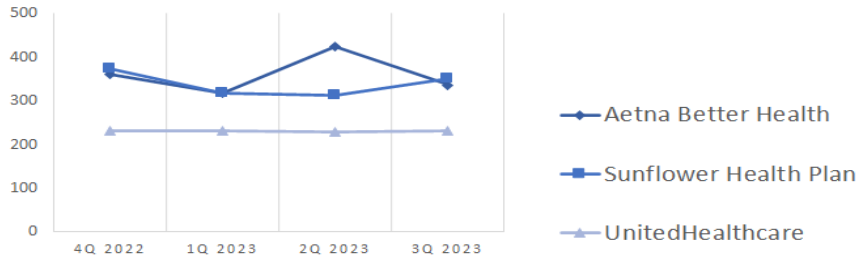


## Neurology

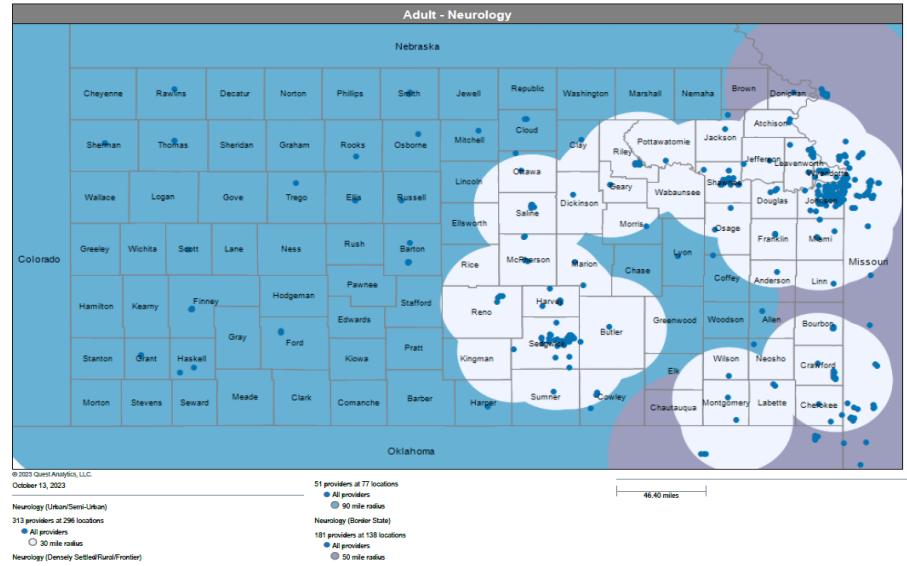
### Quarterly Unique Provider Count

	4Q 2022	1Q 2023	2Q 2023	3Q 2023
<b>Aetna Better Health</b>	359	318	423	336
<b>Sunflower Health Plan</b>	374	316	312	350
<b>UnitedHealthcare</b>	231	230	228	230

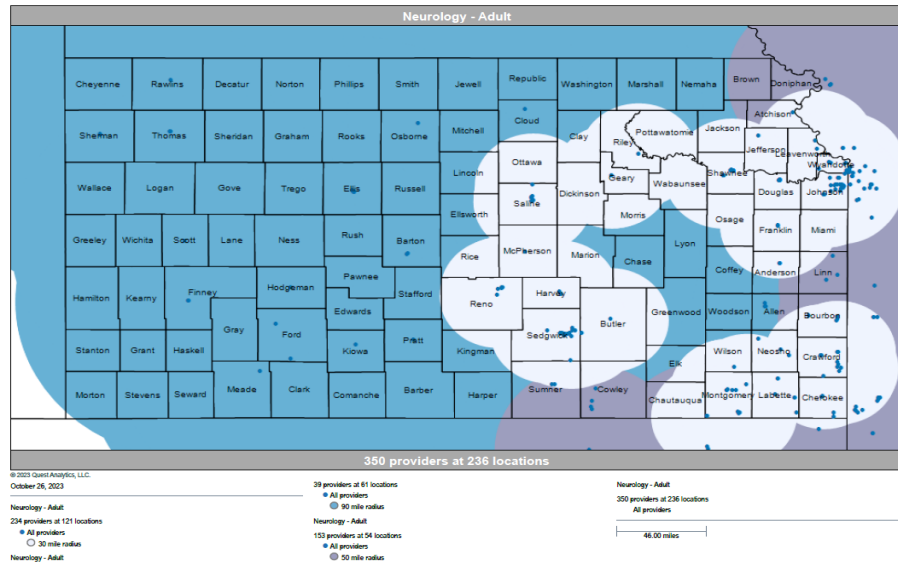
**UNIQUE PROVIDER COUNT  
ADULT NEUROLOGY**



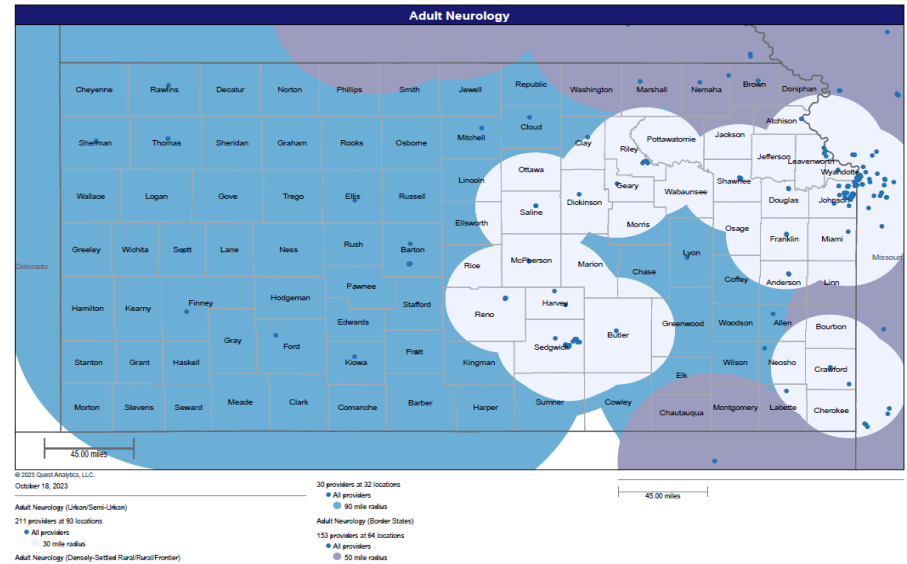
## Aetna Better Health



## Sunflower Health Plan



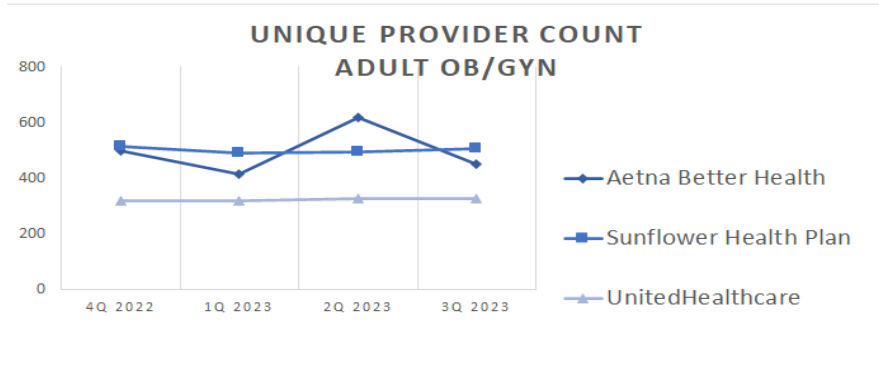
## UnitedHealthcare



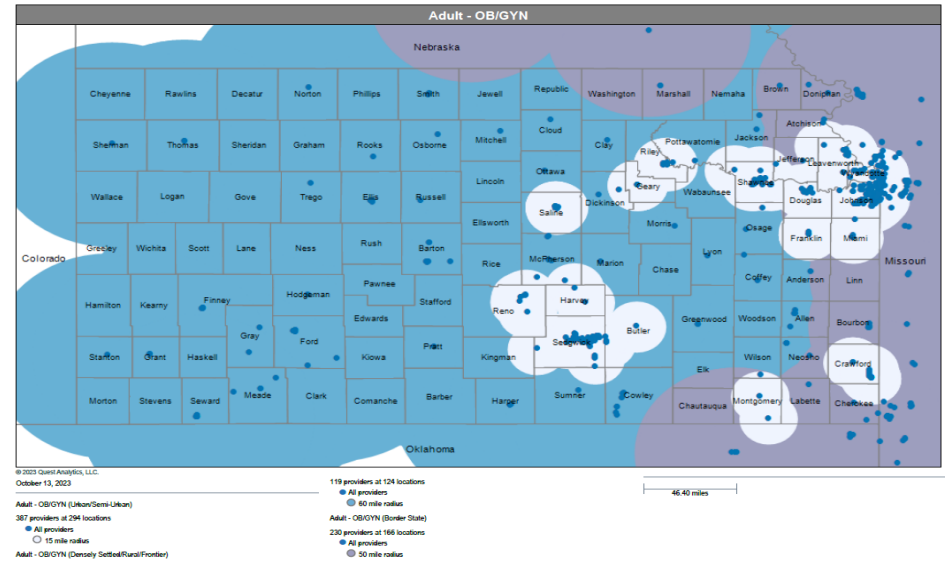
## Obstetrics/Gynecology (OB/GYN)

### Quarterly Unique Provider Count

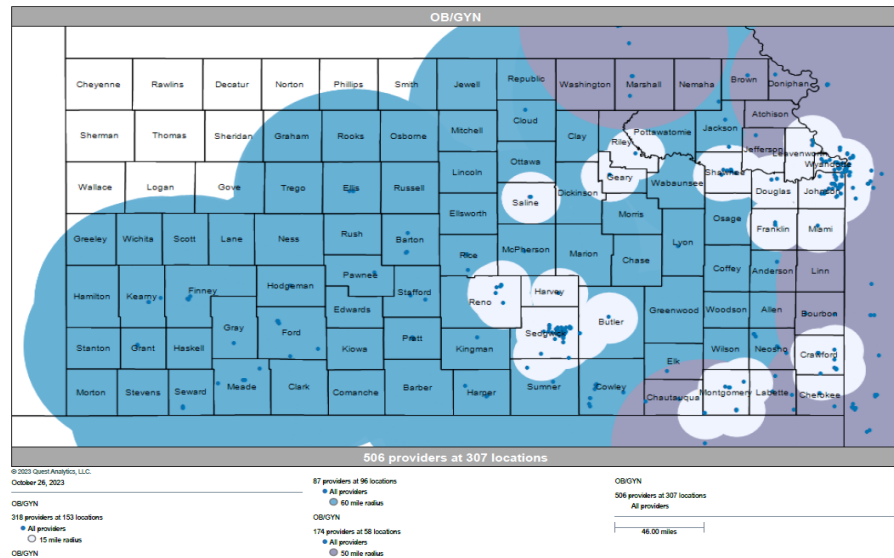
	4Q 2022	1Q 2023	2Q 2023	3Q 2023
Aetna Better Health	500	415	618	451
Sunflower Health Plan	514	490	495	506
UnitedHealthcare	317	317	328	326



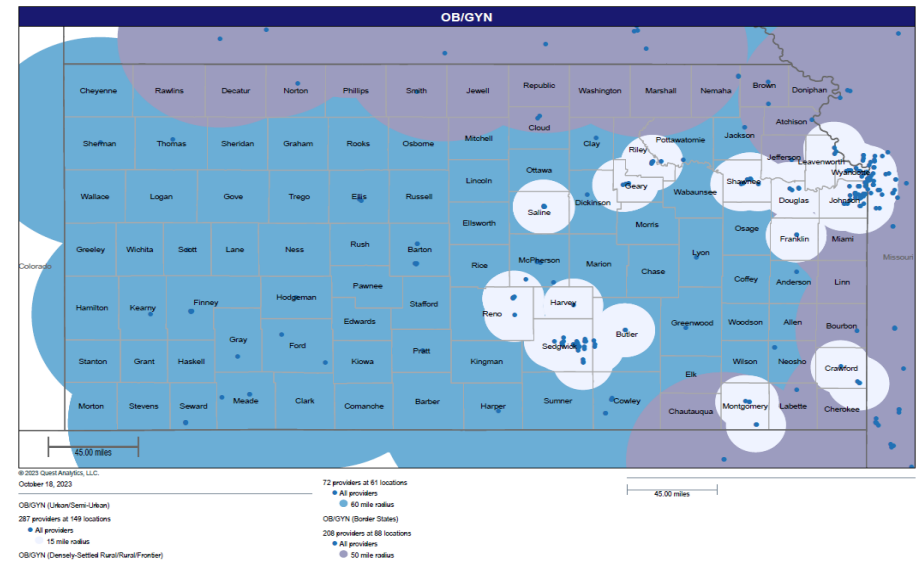
### Aetna Better Health



### Sunflower Health Plan



### UnitedHealthcare



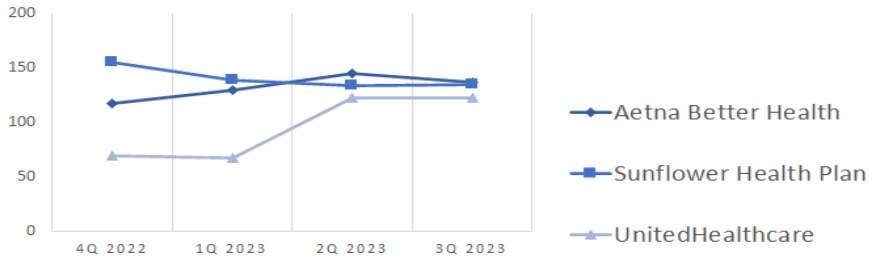


## Ophthalmology

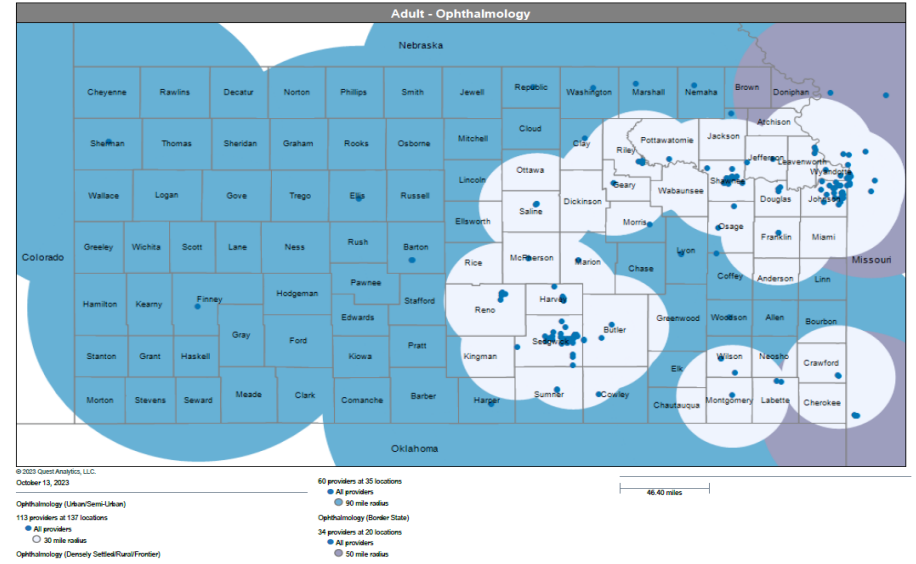
### Quarterly Unique Provider Count

	4Q 2022	1Q 2023	2Q 2023	3Q 2023
Aetna Better Health	117	130	145	137
Sunflower Health Plan	155	139	134	135
UnitedHealthcare	69	67	122	122

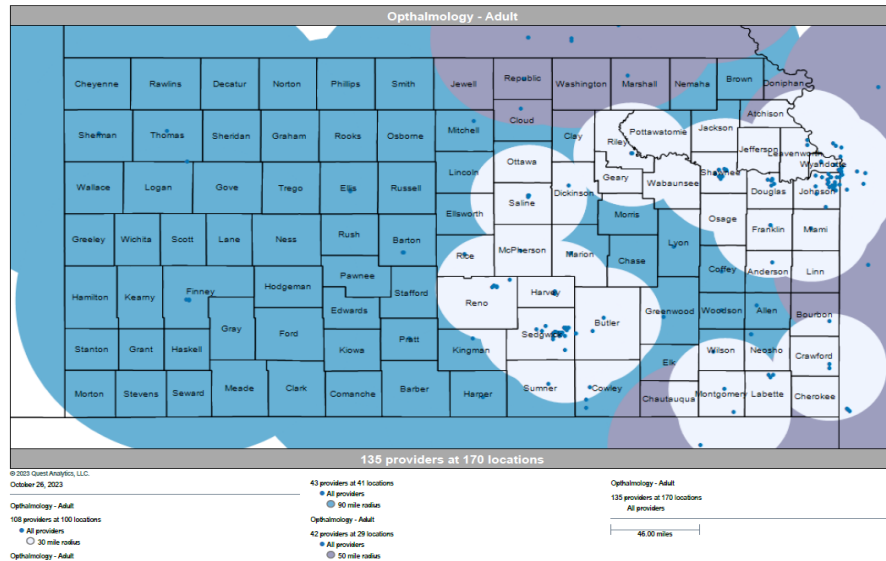
UNIQUE PROVIDER COUNT  
ADULT OPHTHALMOLOGY



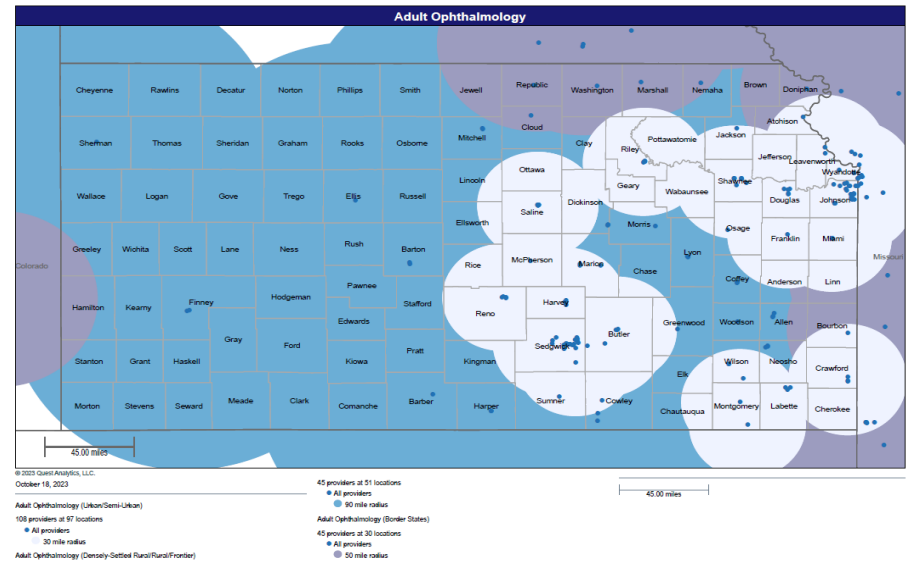
## Aetna Better Health



## Sunflower Health Plan



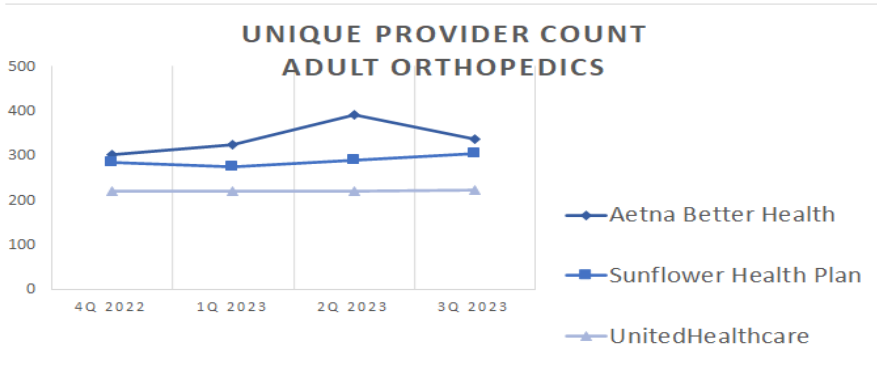
## UnitedHealthcare



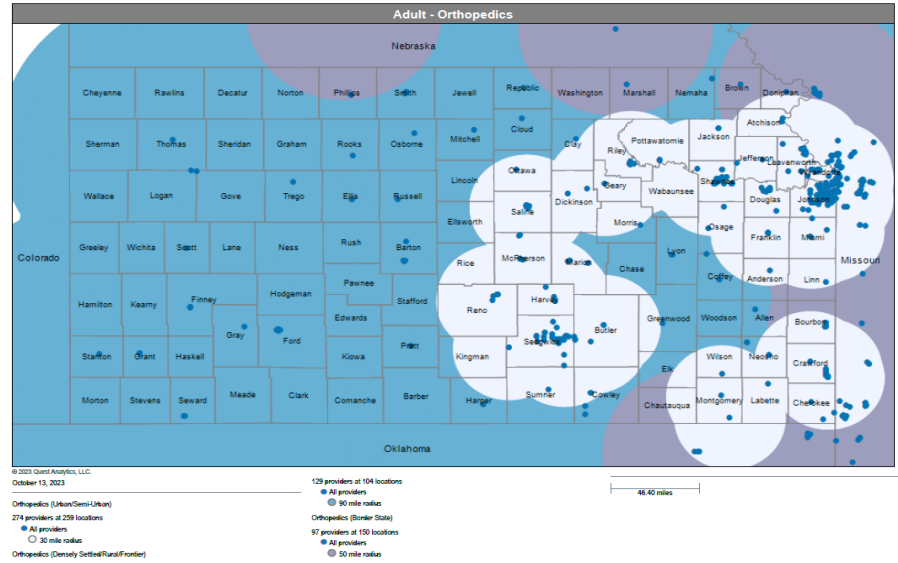
## Orthopedics

### Quarterly Unique Provider Count

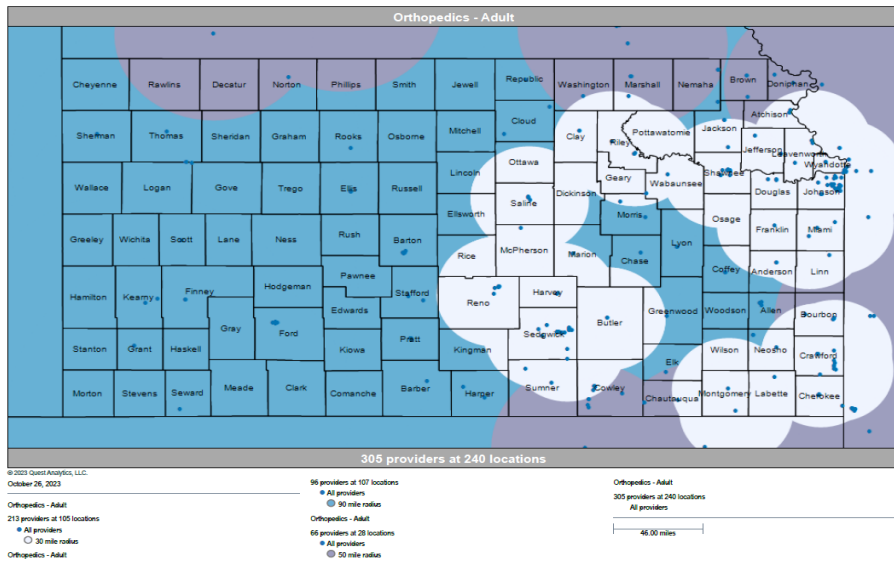
	4Q 2022	1Q 2023	2Q 2023	3Q 2023
Aetna Better Health	301	325	391	336
Sunflower Health Plan	285	275	289	305
UnitedHealthcare	219	220	220	222



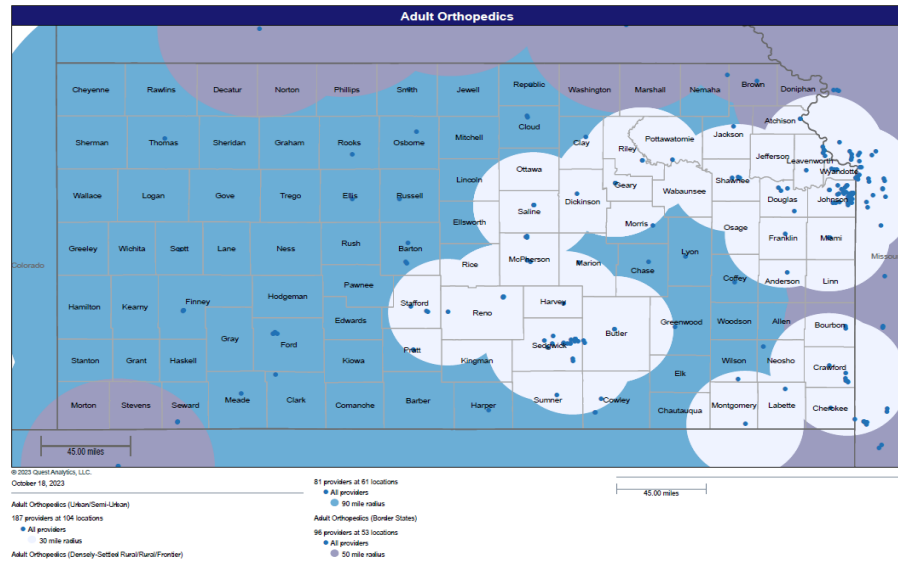
### Aetna Better Health



### Sunflower Health Plan



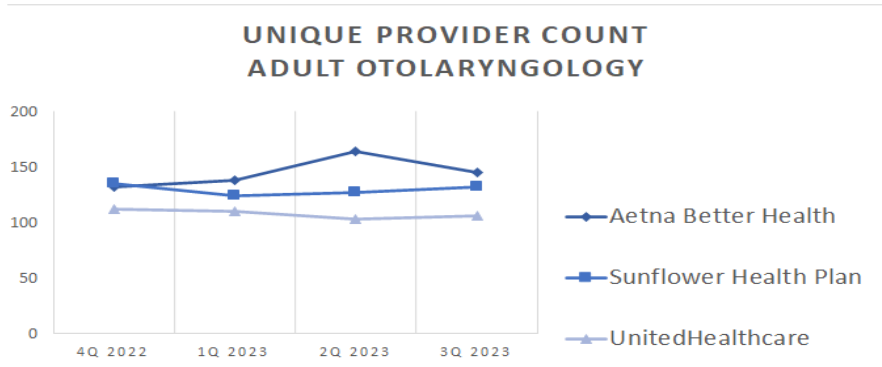
### UnitedHealthcare



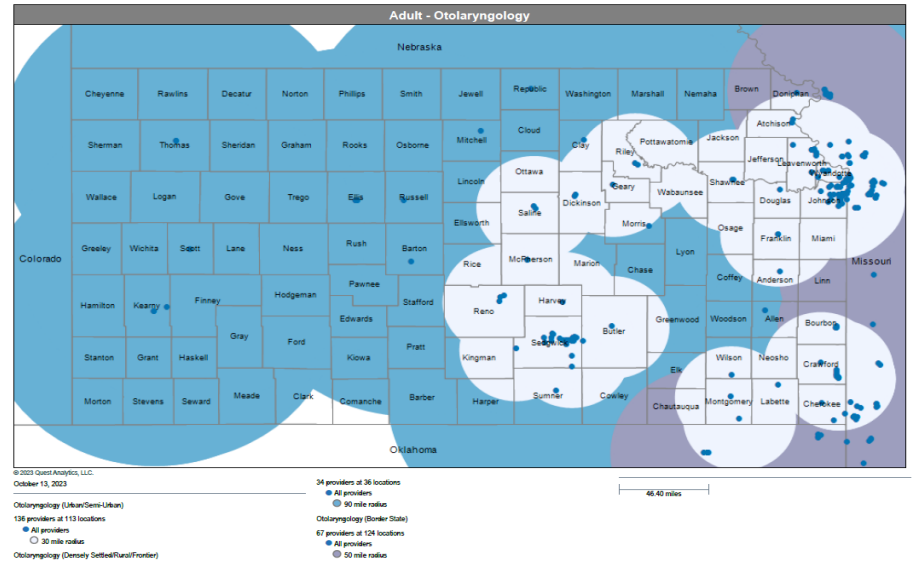
## Otolaryngology

### Quarterly Unique Provider Count

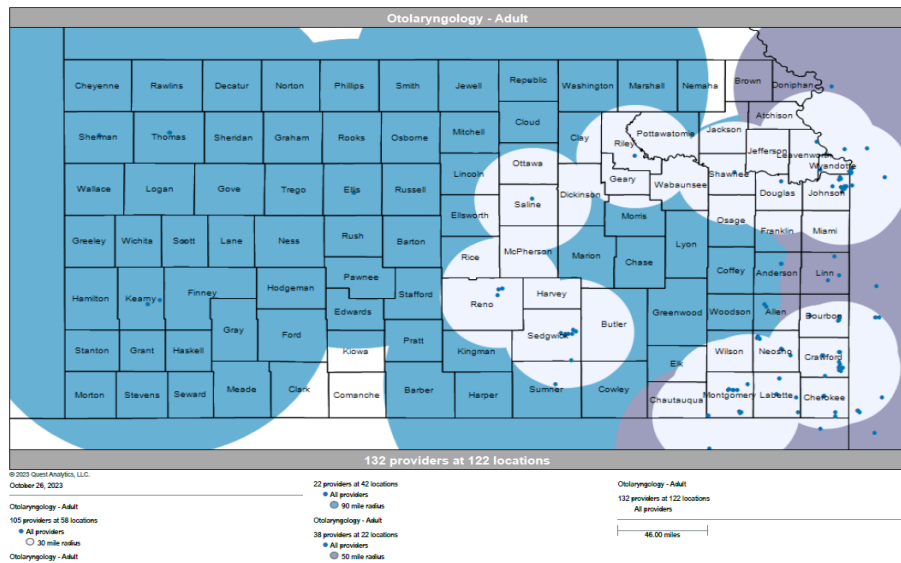
	4Q 2022	1Q 2023	2Q 2023	3Q 2023
Aetna Better Health	132	138	164	145
Sunflower Health Plan	135	124	127	132
UnitedHealthcare	112	110	103	106



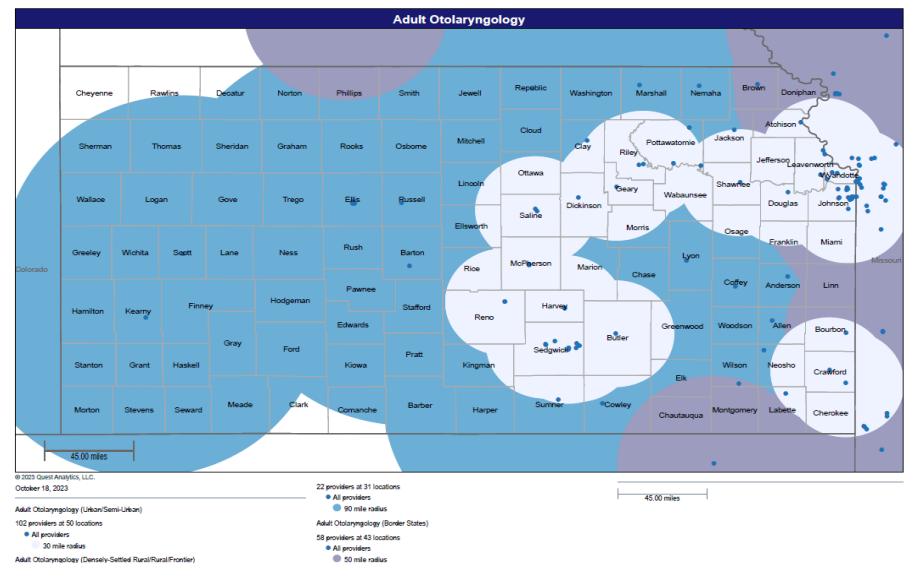
### Aetna Better Health



### Sunflower Health Plan



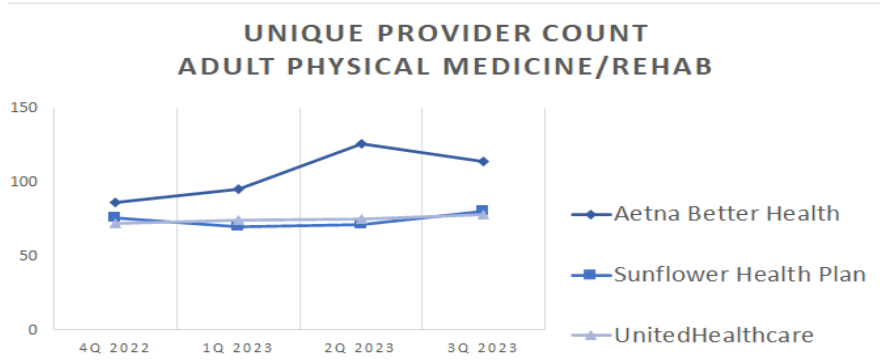
### UnitedHealthcare



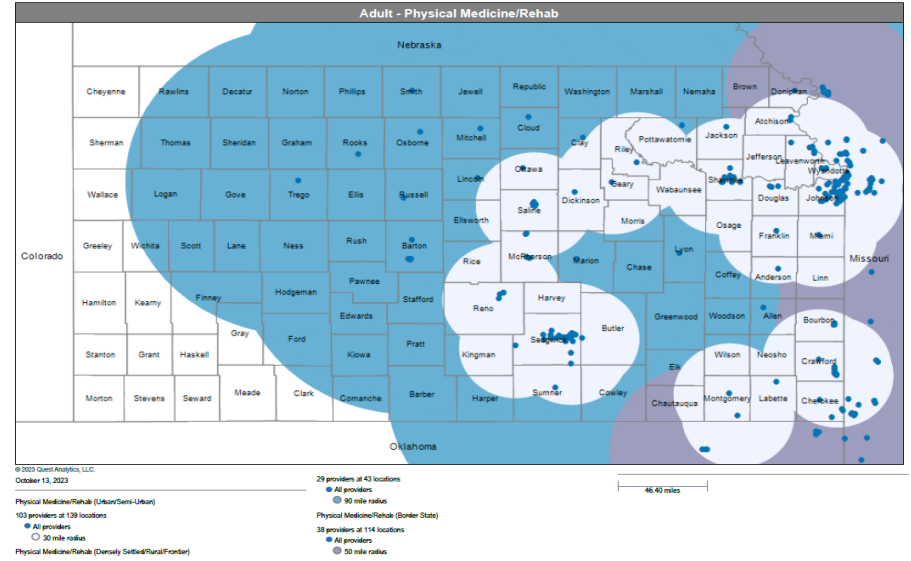
## Physical Medicine/Rehab

### Quarterly Unique Provider Count

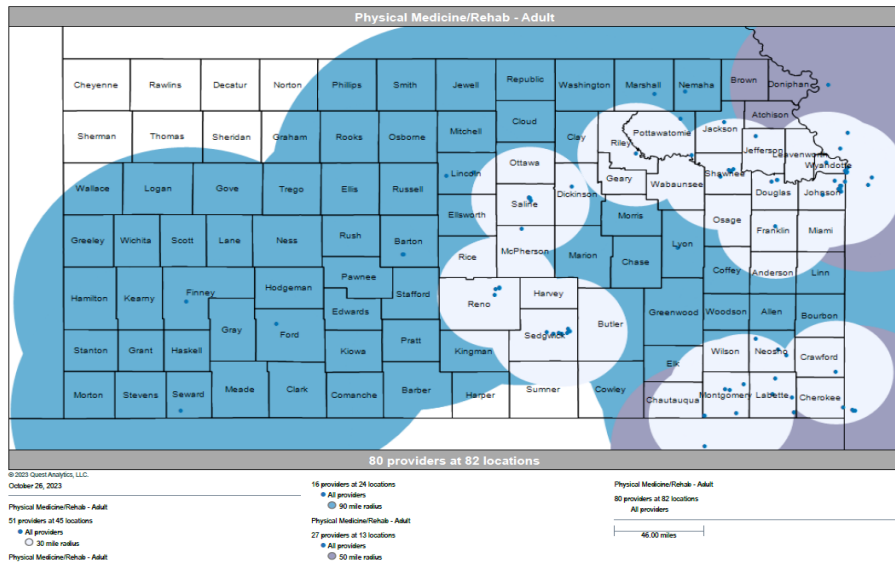
	4Q 2022	1Q 2023	2Q 2023	3Q 2023
Aetna Better Health	86	95	126	114
Sunflower Health Plan	76	70	71	80
UnitedHealthcare	72	74	75	78



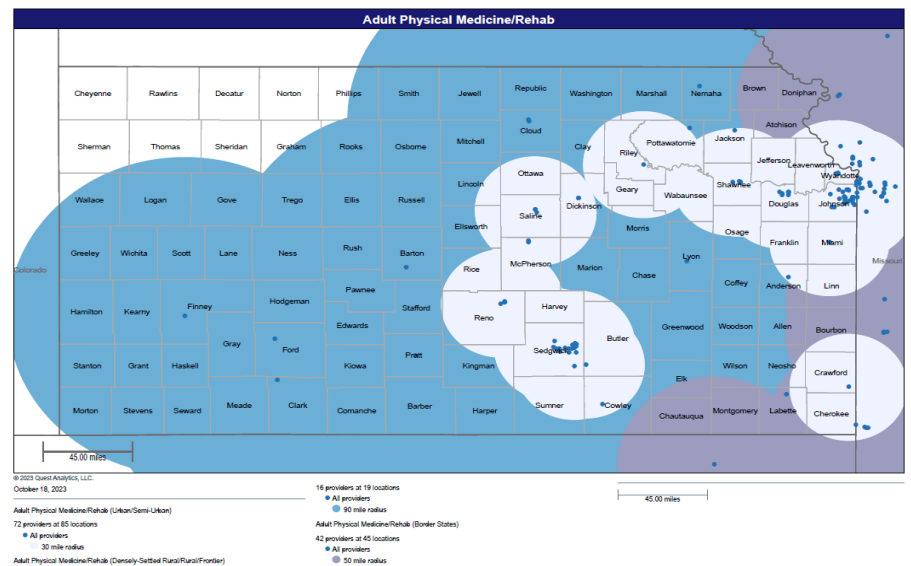
## Aetna Better Health



## Sunflower Health Plan

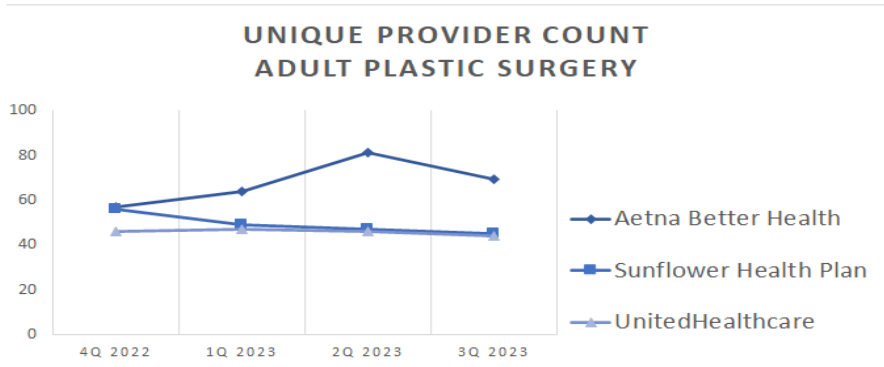


## UnitedHealthcare

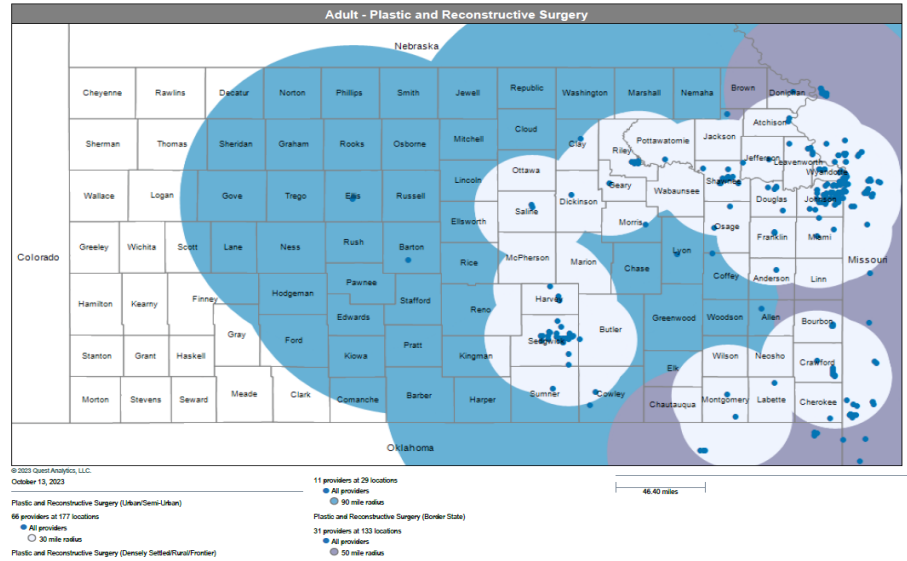


## Plastic & Reconstructive Surgery Quarterly Unique Provider Count

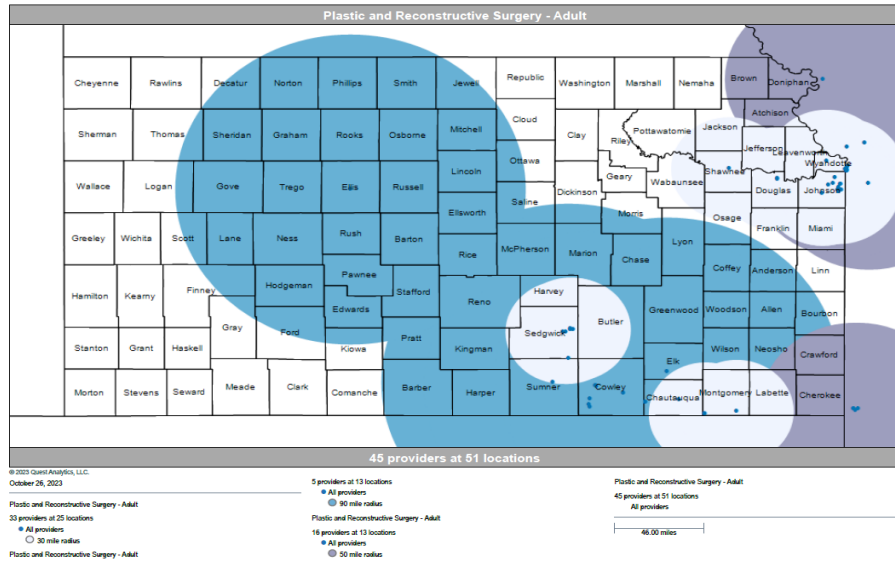
	4Q 2022	1Q 2023	2Q 2023	3Q 2023
<b>Aetna Better Health</b>	<b>57</b>	<b>64</b>	<b>81</b>	<b>69</b>
<b>Sunflower Health Plan</b>	<b>56</b>	<b>49</b>	<b>47</b>	<b>45</b>
<b>UnitedHealthcare</b>	<b>46</b>	<b>47</b>	<b>46</b>	<b>44</b>



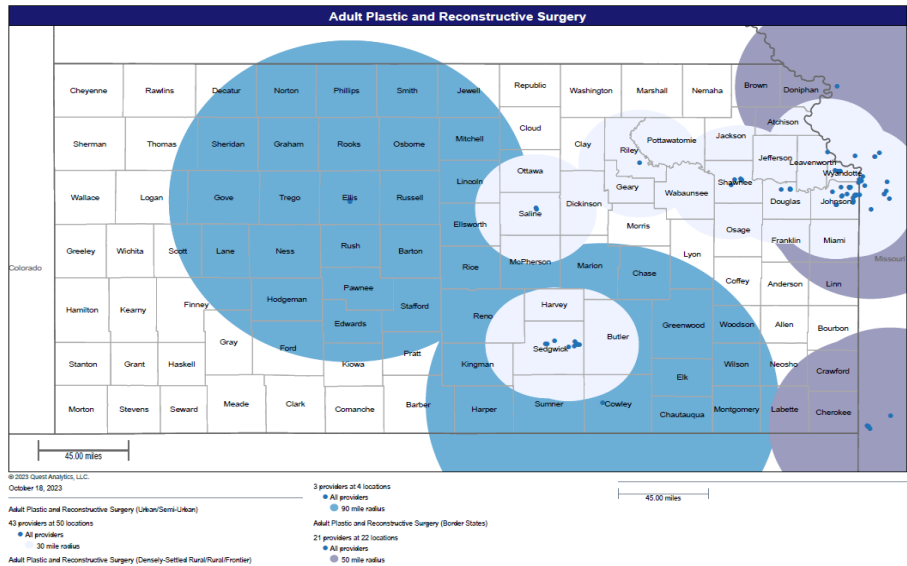
## Aetna Better Health



## Sunflower Health Plan



## UnitedHealthcare

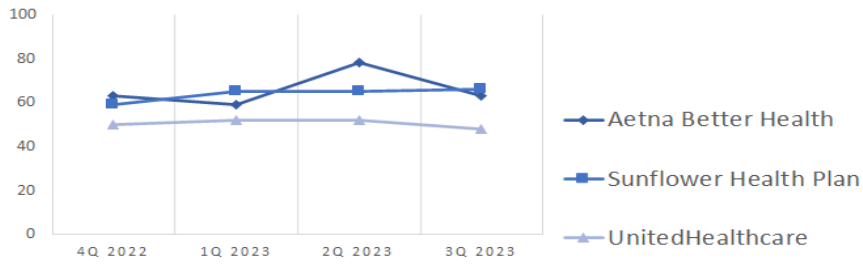


## Podiatry

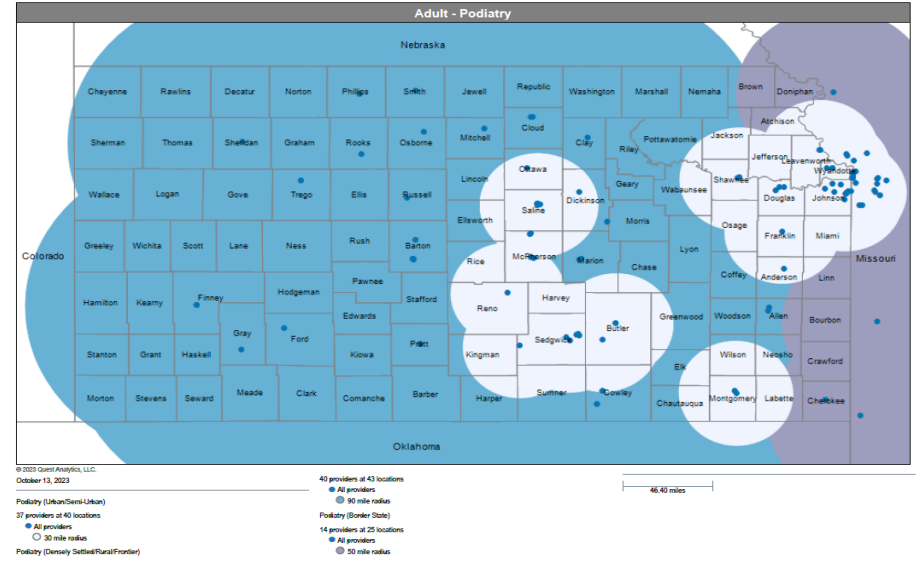
### Quarterly Unique Provider Count

	4Q 2022	1Q 2023	2Q 2023	3Q 2023
Aetna Better Health	63	59	78	63
Sunflower Health Plan	59	65	65	66
UnitedHealthcare	50	52	52	48

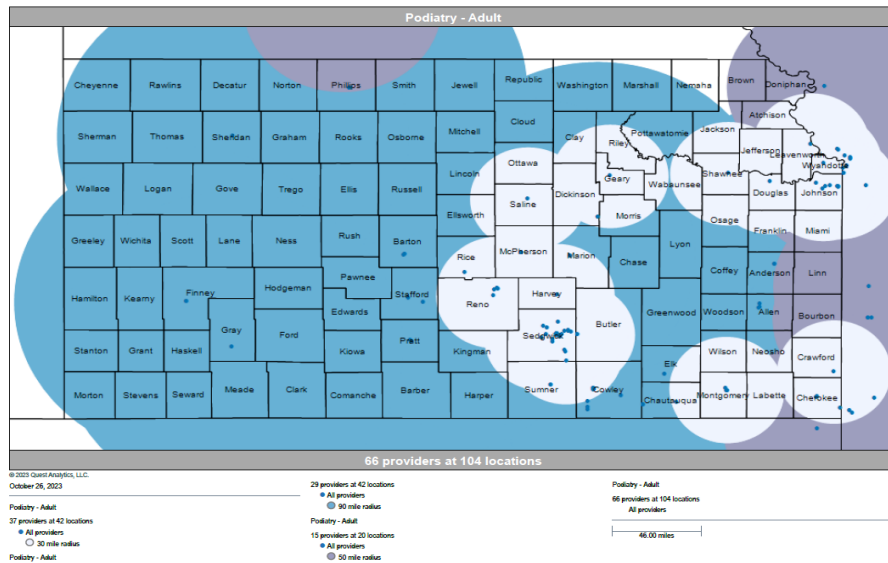
UNIQUE PROVIDER COUNT  
ADULT PODIATRY



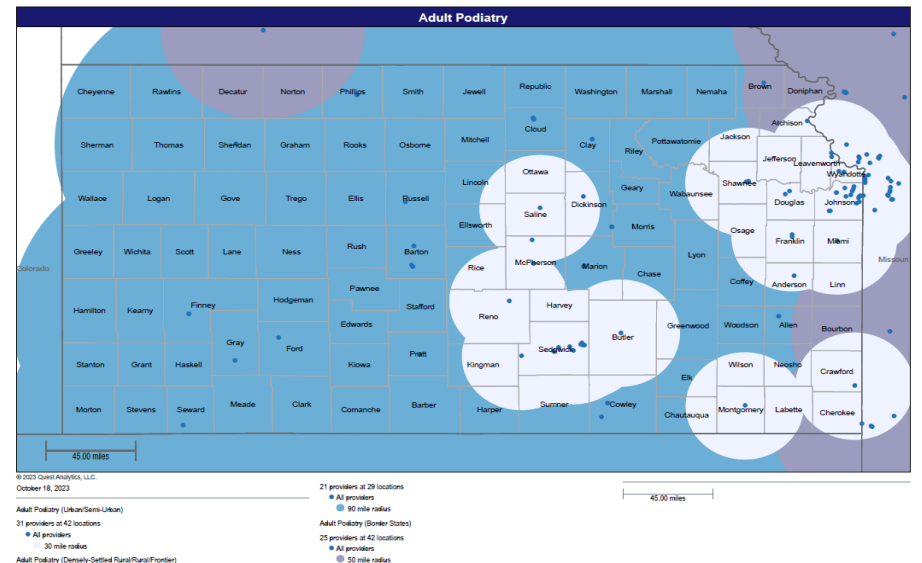
## Aetna Better Health



## Sunflower Health Plan



## UnitedHealthcare

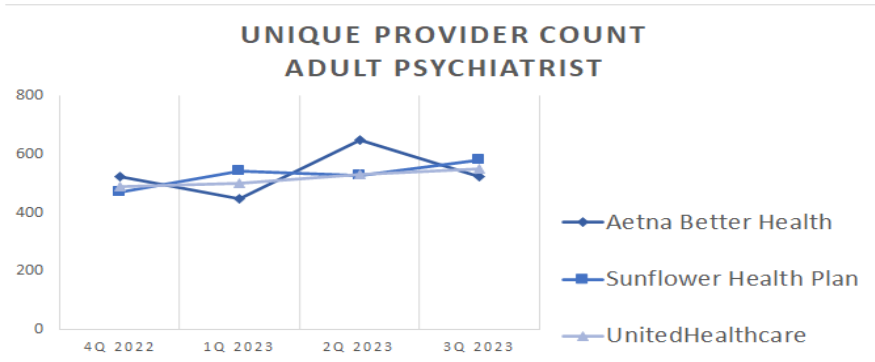




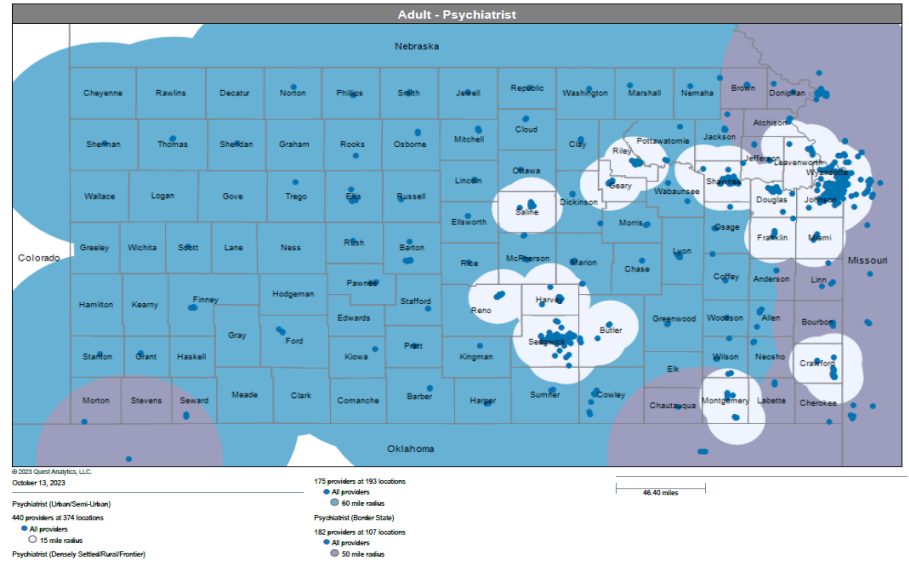
## Psychiatrist

### Quarterly Unique Provider Count

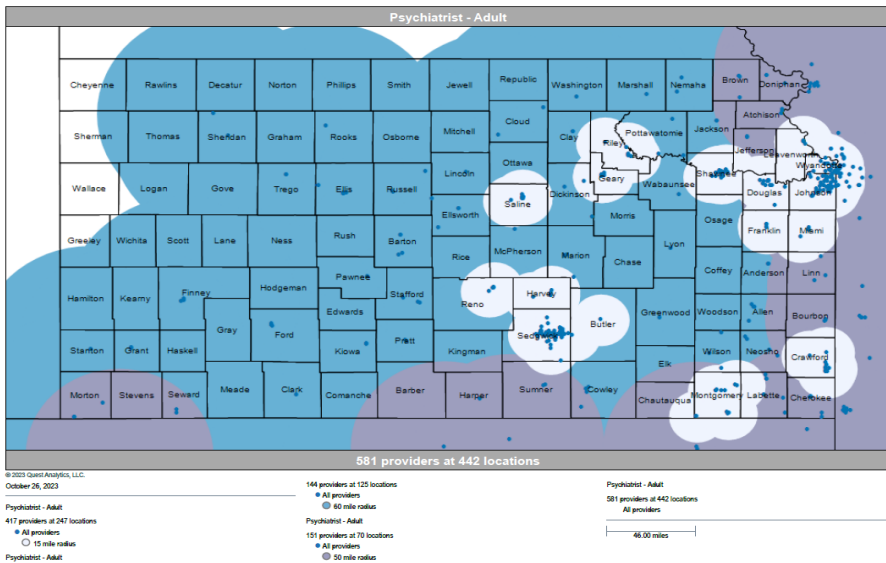
	4Q 2022	1Q 2023	2Q 2023	3Q 2023
Aetna Better Health	524	448	649	524
Sunflower Health Plan	470	541	525	581
UnitedHealthcare	489	501	528	550



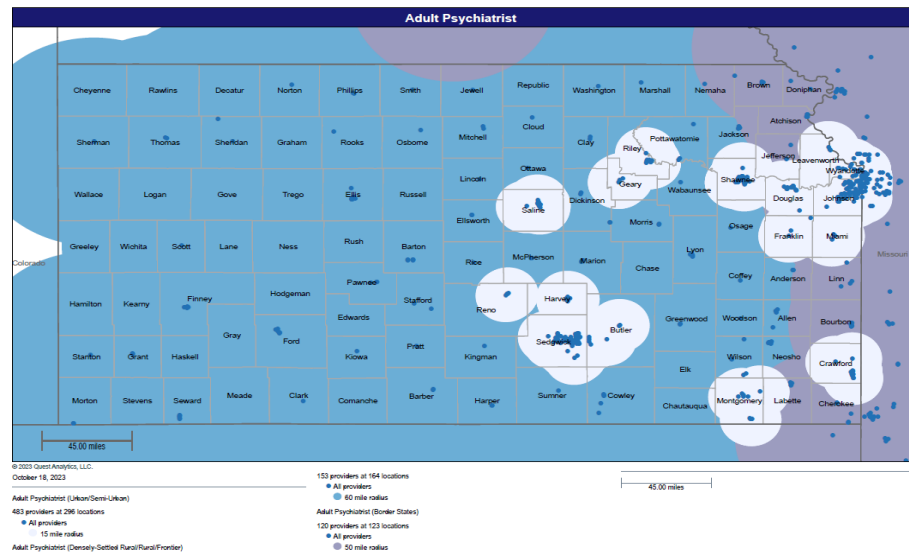
### Aetna Better Health



### Sunflower Health Plan



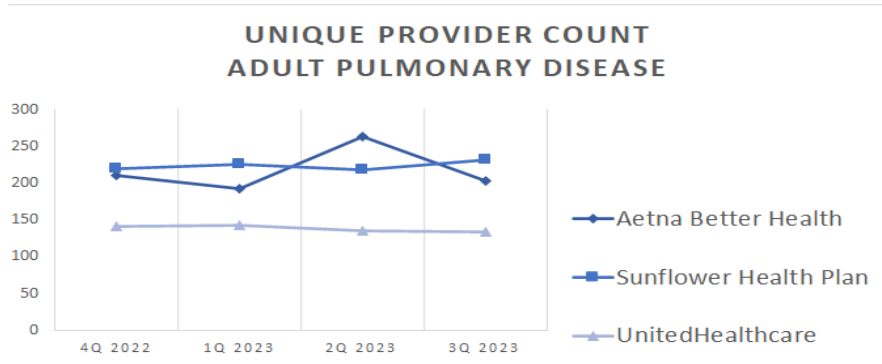
### UnitedHealthcare



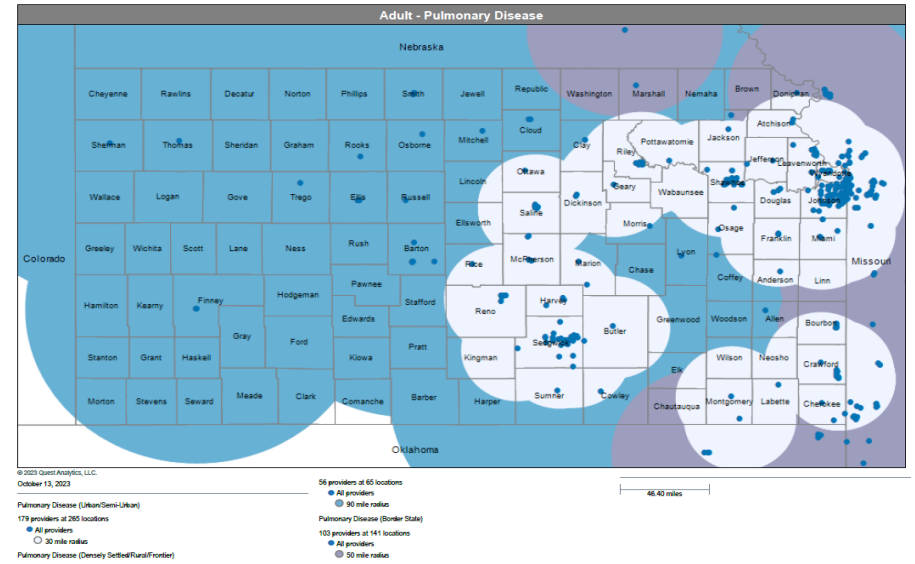
## Pulmonary Disease

### Quarterly Unique Provider Count

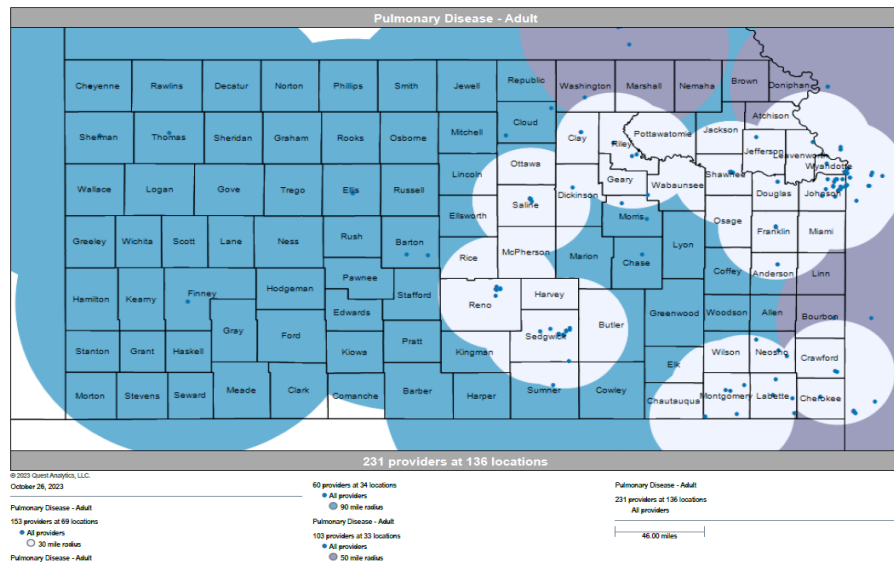
	4Q 2022	1Q 2023	2Q 2023	3Q 2023
Aetna Better Health	210	192	263	202
Sunflower Health Plan	219	225	217	231
UnitedHealthcare	141	143	135	134



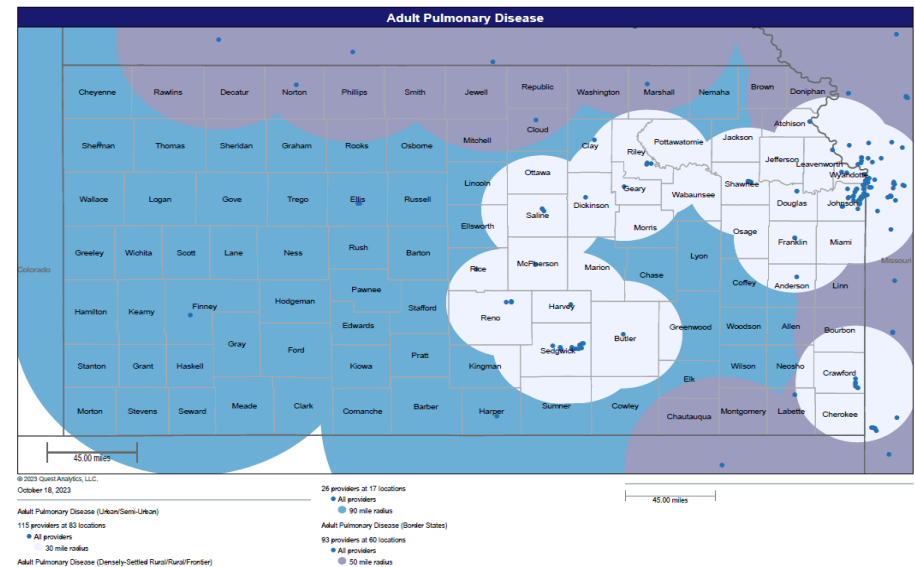
### Aetna Better Health



### Sunflower Health Plan



### UnitedHealthcare

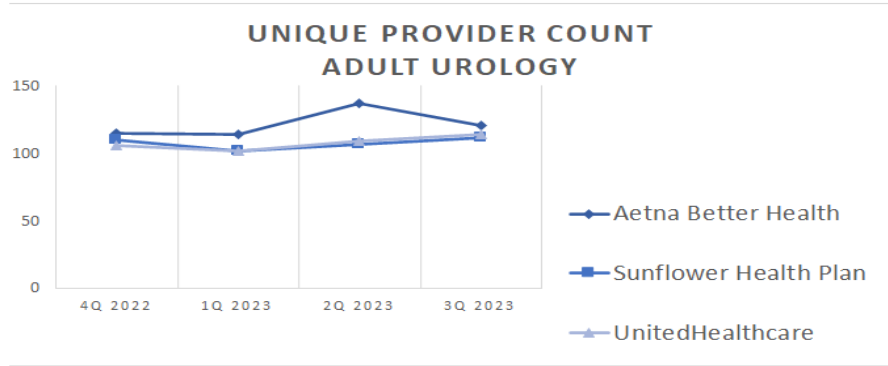




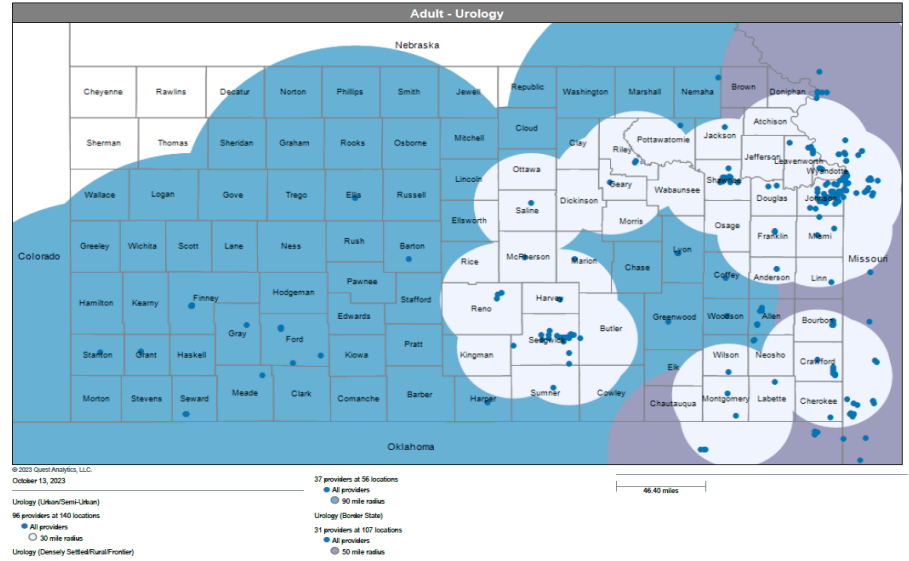
## Urology

### Quarterly Unique Provider Count

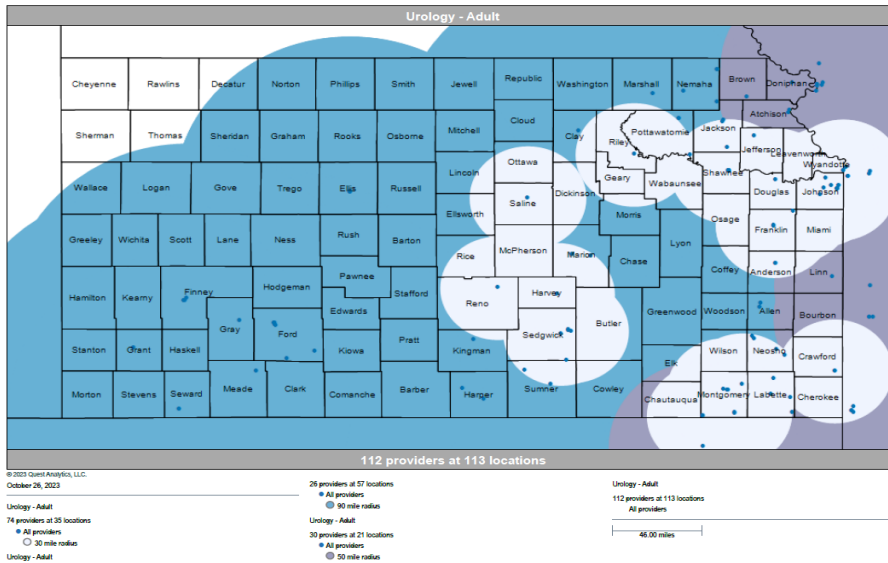
	4Q 2022	1Q 2023	2Q 2023	3Q 2023
<b>Aetna Better Health</b>	<b>115</b>	<b>114</b>	<b>137</b>	<b>121</b>
<b>Sunflower Health Plan</b>	<b>110</b>	<b>102</b>	<b>107</b>	<b>112</b>
<b>UnitedHealthcare</b>	<b>106</b>	<b>102</b>	<b>109</b>	<b>114</b>



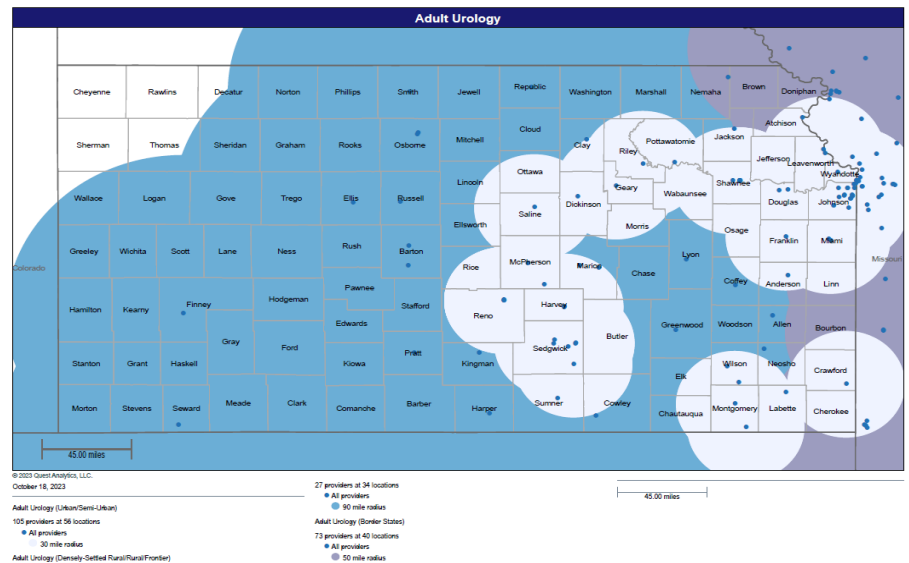
### Aetna Better Health



### Sunflower Health Plan



### UnitedHealthcare

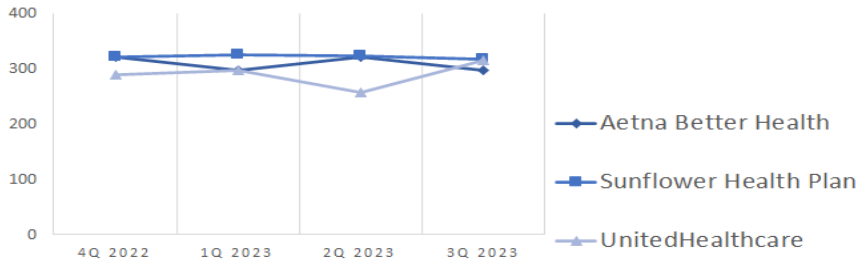


## Dental Primary Care

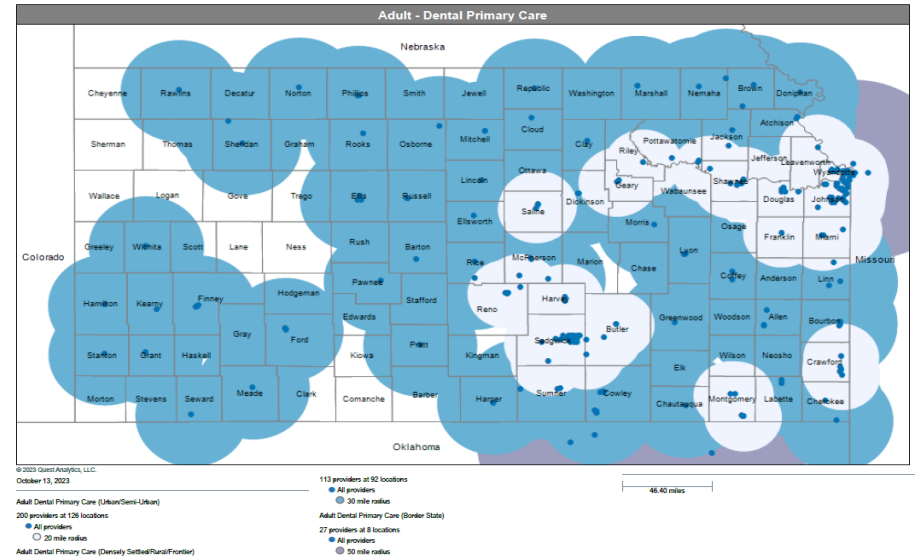
### Quarterly Unique Provider Count

	4Q 2022	1Q 2023	2Q 2023	3Q 2023
Aetna Better Health	321	297	322	297
Sunflower Health Plan	321	326	323	317
UnitedHealthcare	289	298	258	315

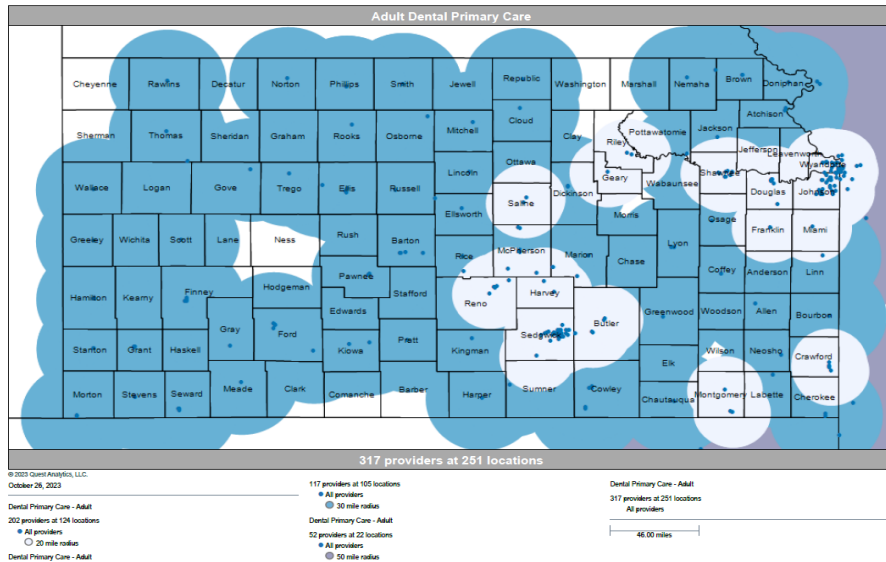
### UNIQUE PROVIDER COUNT ADULT DENTAL



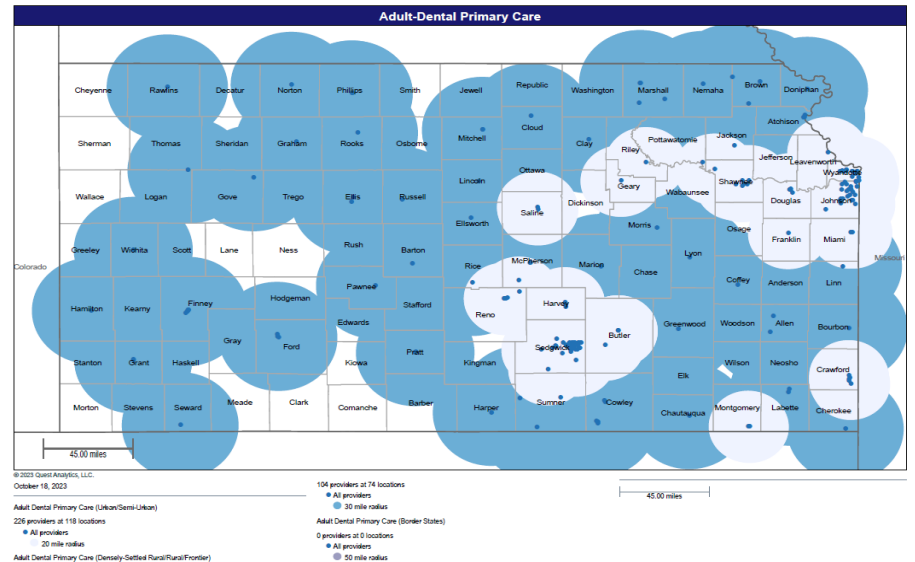
## Aetna Better Health



## Sunflower Health Plan



## UnitedHealthcare





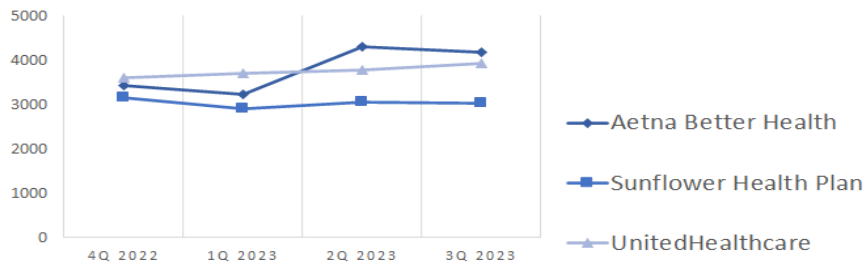
# KanCare Managed Care Organization Network Access As of October 1, 2023

## Behavioral Health

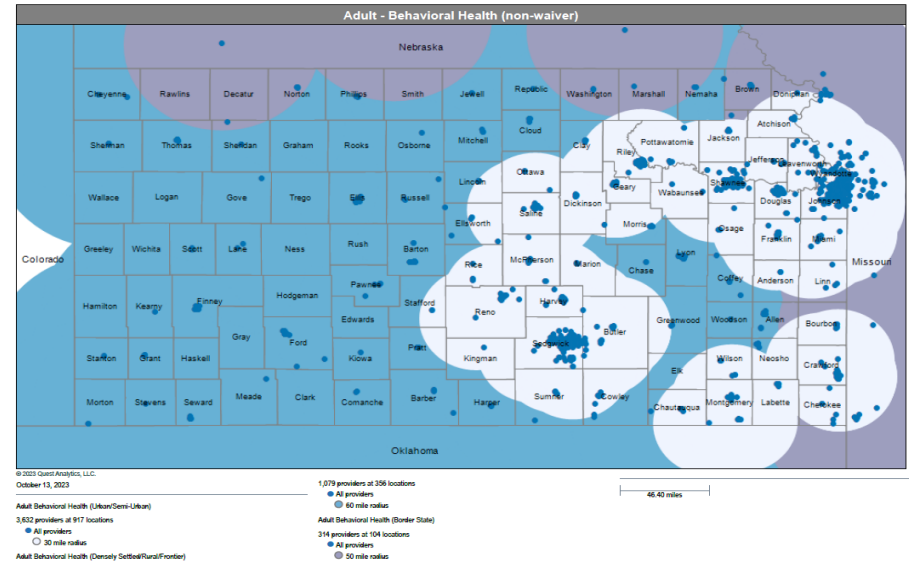
### Quarterly Unique Provider Count

	4Q 2022	1Q 2023	2Q 2023	3Q 2023
Aetna Better Health	3429	3238	4318	4171
Sunflower Health Plan	3166	2908	3067	3035
UnitedHealthcare	3613	3713	3772	3934

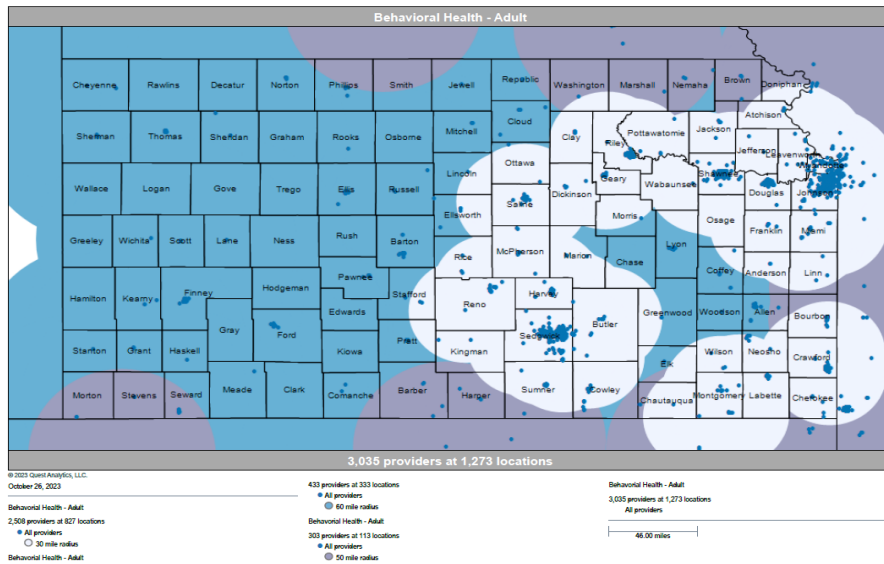
UNIQUE PROVIDER COUNT  
ADULT BEHAVIORAL HEALTH



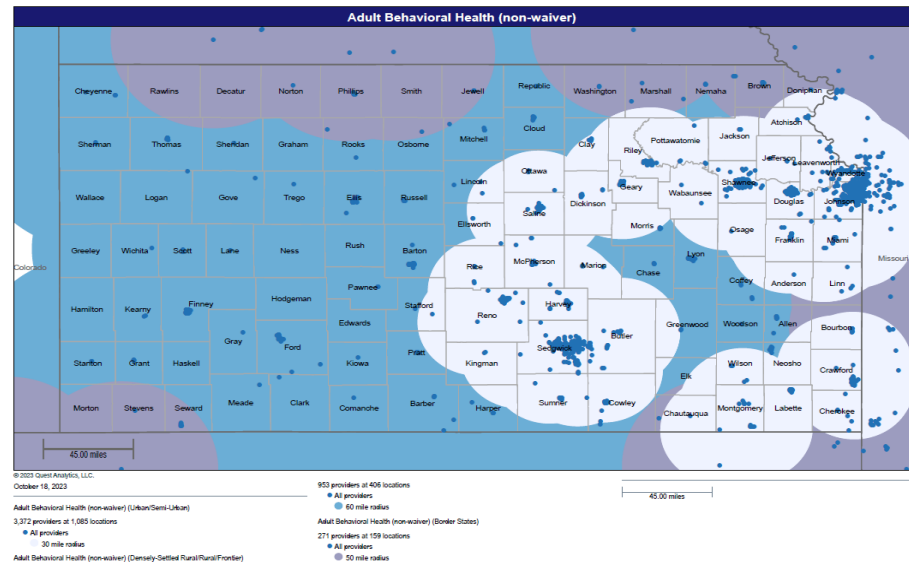
## Aetna Better Health



## Sunflower Health Plan



## UnitedHealthcare





**KanCare Managed Care Organization**  
**Network Access As of October 1, 2023**  
**Description of Provider Types and Specialties**

Provider Type/Specialty	Description
Primary Care Provider (PCP)	<p>All KanCare members will select or be assigned to a PCP. The KanCare MCOs contract with PCPs to provide, to their members, primary care services including:</p> <ul style="list-style-type: none"> <li>• Basic diagnosis and treatment of common illnesses and medical conditions</li> <li>• Counseling and education on safe health behaviors, self-care skills, treatment options, and preventive services</li> <li>• Referrals to specialists for treatment and management of more complex conditions</li> </ul> <p>Family practitioners, general practitioners, internists, pediatricians, OB/GYNs, and other types of providers contracted to fulfill this purpose, may function as PCPs. In addition, physician assistants and nurse practitioners supporting the types of physicians listed above may function as PCPs. The access standard for urban and semi-urban counties is that a PCP be available within 20 miles of the member's residence. For rural and frontier counties, a PCP should be available within 30 miles of the member's residence.</p>
Allergy	<p>Allergists are doctors who specialize in diagnosis, treatment and management of allergies, asthma and immunologic disorders. The KanCare MCOs contract with allergists to provide these services to their members. The access standard for urban and semi-urban counties is that an allergist be available within 25 miles of the member's residence. For rural and frontier counties, an allergist should be available within 100 miles of the member's residence.</p>
Cardiology	<p>Cardiologists are doctors who specialize in diagnosing and treating diseases or conditions of the heart and blood vessels—the cardiovascular system. The KanCare MCOs contract with cardiologists and cardiovascular surgeons to provide these services to their members. The access standard for urban and semi-urban counties is that a cardiologist be available within 25 miles of the member's residence. For rural and frontier counties, a cardiologist should be available within 100 miles of the member's residence.</p>
Dermatology	<p>Dermatologists are doctors who specialize in diagnosis, treatment, and prevention of skin diseases or skin cancers. The KanCare MCOs contract with dermatologists to provide these services to their members. The access standard for urban and semi-urban counties is that a dermatologist be available within 25 miles of the member's residence. For rural and frontier counties, a dermatologist should be available within 100 miles of the member's residence.</p>
Internal Medicine	<p>Physicians specializing in internal medicine, internists, deal with the prevention, diagnosis, and treatment of adult diseases. The access standard for urban and semi-urban counties is that an internist be available within 25 miles of the member's residence. For rural and frontier counties, an internist should be available within 100 miles of the member's residence.</p>
Gastroenterology	<p>Gastroenterologists are doctors who specialize in diseases of the digestive tract. The KanCare MCOs contract with gastroenterologists to provide these services to their members. The access standard for urban and semi-urban counties is that a gastroenterologist be available within 25 miles of the member's residence. For rural and frontier counties, a gastroenterologist should be available within 100 miles of the member's residence.</p>
General Surgery	<p>A general surgeon is a physician who has been educated and trained in the diagnosis and preoperative, operative, and postoperative management of patient care. The KanCare MCOs contract with general surgeons to provide these services to their members. The access standard for urban and semi-urban counties is that a general surgeon be available within 25 miles of the member's residence. For rural and frontier counties, a general surgeon should be available within 100 miles of the member's residence.</p>
Hematology/Oncology	<p>Hematologists are doctors who specialize in diagnosis, treatment, and management of blood disorders. The KanCare MCOs contract with hematologists to provide these services to their members. The access standard for urban and semi-urban counties is that a hematologist be available within 25 miles of the member's residence. For rural and frontier counties, a hematologist should be available within 100 miles of the member's residence.</p>



## KanCare Managed Care Organization Network Access As of October 1, 2023

Neonatology	Neonatologists are doctors who specialize in the treatment of newborn infants—especially premature and ill infants. The KanCare MCOs contract with neonatologists to provide these services to their members. The access standard for urban and semi-urban counties is that a neonatologist be available within 25 miles of the member’s residence. For rural and frontier counties, a neonatologist should be available within 100 miles of the member’s residence.
Nephrology	Nephrologists are doctors who specialize in diagnosis and management of kidney diseases. The KanCare MCOs contract with nephrologists to provide these services to their members. The access standard for urban and semi-urban counties is that a nephrologist be available within 25 miles of the member’s residence. For rural and frontier counties, a nephrologist should be available within 100 miles of the member’s residence.
Neurology	Neurologists are doctors who specialize in diagnosis and treatment of disorders of the nervous system. The KanCare MCOs contract with neurologists to provide these services to their members. The access standard for urban and semi-urban counties is that a neurologist be available within 25 miles of the member’s residence. For rural and frontier counties, a neurologist should be available within 100 miles of the member’s residence.
Neurosurgery	Neurosurgeons are doctors who specialize in brain and spinal surgery. The KanCare MCOs contract with neurosurgeons to provide these services to their members. The access standard for urban and semi-urban counties is that a neurosurgeon be available within 25 miles of the member’s residence. For rural and frontier counties, a neurosurgeon should be available within 100 miles of the member’s residence.
OB/GYN	An obstetrician/gynecologist (OB/GYN) is a physician who both delivers babies and treats diseases of the female reproductive organs. The KanCare MCOs contract with OB/GYNs, including specialists in maternal fetal medicine and certified nurse midwives, to provide these services to their members. The access standard for urban and semi-urban counties is that an OB/GYN be available within 15 miles of the member’s residence. For rural and frontier counties, an OB/GYN should be available within 60 miles of the member’s residence.
Ophthalmology	An ophthalmologist is a physician specializing in medical and surgical eye problems. Since ophthalmologists perform operations on eyes, they are both surgical and medical specialists. The KanCare MCOs contract with ophthalmologists to provide these services to their members. The access standard for urban and semi-urban counties is that an ophthalmologist be available within 25 miles of the member’s residence. For rural and frontier counties, an ophthalmologist should be available within 100 miles of the member’s residence.
Orthopedics	Orthopedists are doctors who specialize in disorders of the bones, ligaments, tendons and joints. The KanCare MCOs contract with orthopedists to provide these services to their members. The access standard for urban and semi-urban counties is that an orthopedist be available within 25 miles of the member’s residence. For rural and frontier counties, an orthopedist should be available within 100 miles of the member’s residence.
Otolaryngology	An otolaryngologist is a physician who specializes in the diagnosis and treatment of disorders of the head and neck. This specialty is more commonly known as ENT (ear, nose, and throat). The access standard for urban and semi-urban counties is that an otolaryngologist be available within 25 miles of the member’s residence. For rural and frontier counties, an otolaryngologist should be available within 100 miles of the member’s residence.
Physical Medicine/Rehab	Physical medicine and rehabilitation is an area of medicine that strives to restore and enhance function and quality of life to those with physical impairments or disabilities. A physician in this field, a physiatrist, specializes in restoring function to people with injuries to the muscles, bones, tissues, and nervous system (such as stroke patients). The access standard for urban and semi-urban counties is that a physiatrist be available within 25 miles of the member’s residence. For rural and frontier counties, a physiatrist should be available within 100 miles of the member’s residence.
Plastic & Reconstructive Surgery	A plastic surgeon specializes in the correction or restoration of form and function. Although cosmetic surgery is the most well-known type of plastic surgery, most plastic surgery is not cosmetic. Plastic surgeons deal with reconstructive surgery as well as the treatment of burns. The access standard for urban and semi-urban counties is that a plastic surgeon be available within 25 miles of the member’s residence. For rural and frontier counties, a plastic surgeon should be available within 100 miles of the member’s residence.



## KanCare Managed Care Organization Network Access As of October 1, 2023

Podiatry	A podiatrist is a physician who specializes in the diagnosis and treatment of disorders of the foot, ankle, and lower extremities. The access standard for urban and semi-urban counties is that a podiatrist be available within 25 miles of the member's residence. For rural and frontier counties, a podiatrist should be available within 100 miles of the member's residence.
Psychiatrist	A psychiatrist is a physician who specializes in the prevention, diagnosis, and treatment of mental, addictive, and emotional disorders. The KanCare MCOs contract with psychiatrists to provide these services to their members. The access standard for urban and semi-urban counties is that a psychiatrist be available within 15 miles of the member's residence. For rural and frontier counties, a psychiatrist should be available within 60 miles of the member's residence.
Pulmonary Disease	A pulmonologist is a physician who diagnoses and treats diseases and conditions of the lungs and chest. Pulmonology often involves managing patients who need life support and mechanical ventilation. The access standard for urban and semi-urban counties is that a pulmonologist be available within 25 miles of the member's residence. For rural and frontier counties, a pulmonologist should be available within 100 miles of the member's residence.
Urology	Urology focuses on the urinary tract in males and females, and on the reproductive system in males. Urologists diagnose, treat, and manage patients with urological disorders. The organs covered by urology include the kidneys, ureters, urethra, urinary bladder, adrenal gland and the male reproductive organs. The access standard for urban and semi-urban counties is that a urologist be available within 25 miles of the member's residence. For rural and frontier counties, a urologist should be available within 100 miles of the member's residence.
Hospital	Hospitals are healthcare institutions that provide patient treatment by specialized staff and equipment. Hospitals most commonly provide overnight stays for people with serious or life threatening health problems, emergency care, and surgical care. The KanCare MCOs contract with hospitals to provide these services to their members. The access standard for both urban and rural counties is that a hospital be available within 30 miles of the member's residence.
Optometry	An optometrist is a health care professional who is licensed to provide primary eye care services. The KanCare MCOs contract with optometrists to provide these services to their members. The access standard for both urban and rural counties is that an optometrist be available within 30 minutes transport time of the member's residence. The plans have used 30 miles as a proxy for 30 minutes transport time.
Dental Primary Care	Dental primary care includes dental procedures or protocols that attempt to preserve oral hard tissues (teeth) and soft tissues (gums) in good health. Common examples of services include checkups, cleanings, fluoride treatment and sealants. The KanCare MCOs contract with dental providers, including general dentistry practitioners and pediatric dentists, to provide primary dental care services to their members. The access standard for urban and semi-urban counties is that dental primary care be available within 20 miles of the member's residence. For rural and frontier counties, dental primary care should be available within 30 miles of the member's residence.
Retail Pharmacy	Retail pharmacists are medical professionals who prepare and sell prescription drugs as directed by physicians. Pharmacists use their knowledge and training to counsel customers on the appropriate dosages as well as provide instructions concerning the safety of combining certain medications. The KanCare MCOs contract with retail pharmacies to provide these services to their members. The access standard for urban and semi-urban counties is that a retail pharmacy be available within 10 miles of the member's residence. For rural and frontier counties, a retail pharmacy should be available within 30 miles of the member's residence.
Behavioral Health	Behavioral healthcare refers to a continuum of services for individuals at risk of, or suffering from, mental, behavioral, or addictive disorders. The KanCare MCOs contract with behavioral health providers, including mental health and substance use disorder providers, to offer these services to their members. The access standard for urban and semi-urban counties is that behavioral health services be available within 30 miles of the member's residence. For densely-settled rural counties, behavioral health services should be available within 45 miles of the member's residence. For rural and frontier counties, behavioral health services should be available within 60 miles of the member's residence. The KanCare MCOs were instructed to exclude Community Mental Health Centers (CMHCs), Psychiatric Residential Treatment Facilities (PRTFs), and Regional Alcohol and Drug Assessment Centers (RADACs) when creating these maps, as all of these providers must be in network for all plans due to the nature of service they provide.