



# GEO-ACCESS MAPS

## For 2nd Quarter, 2023

The following Geo-Access maps are generated by the KanCare Managed Care Organizations (MCOs) each quarter and illustrate the geographical coverage of providers throughout the state for specific provider types. The format for the maps has been updated to reflect changes with KanCare 2.0 and in accordance with the Medicaid and CHIP Managed Care Final Rule.

The Geographic Mapping Reports allow KDHE to evaluate the growth of the network, identify gaps in coverage, monitor MCO compliance with the KanCare Network Adequacy Standards, and provide constructive feedback to the MCOs.

The provider categories included in the maps are listed below:

- Adult Primary Care Providers (PCPs)
- Pediatric Primary Care Providers (PCPs)
- OB/GYN
- Adult Behavioral Health (non-waiver)
- Pediatric Behavioral Health (non-waiver)
- Adult Specialists
- Pediatric Specialists
- Hospital
- Pharmacy
- Dental and Vision
- Ancillary Services
- HCBS (fixed-site)

Each map identifies the specialty and—where applicable—population for the service identified. Only providers contracted for the specified service are shown, including providers in border states. Provider service locations are identified on each map as a small dot and colored circles are used to represent the radius in miles from each provider service location (for the identified urban-rural classification). The size of each circle corresponds to distance requirements identified in the network standards.

For each map, a count will display the number of unique providers and locations. In some instances, many providers practice in a single location. Providers may also have multiple practice locations.

The index below identifies the classification indicators used in the maps. For all maps, the following scale is used.



### Adult Services

- Urban/Semi-Urban
- Densely Settled/Rural/Frontier
- Border State
- Provider Locations

### Pediatric Services

- Urban/Semi-Urban
- Densely Settled/Rural/Frontier
- Border State
- Provider Locations

### HCBS Services

- Urban/Semi-Urban
- Densely Settled/Rural/Frontier
- Border State
- Provider Locations

### Hospital, Ancillary, Pharmacy, and Vision Services

- Urban/Semi-Urban
- Densely Settled/Rural/Frontier
- Border State
- Provider Locations



KanCare Managed Care Organization  
 Mapped Provider Count Report  
*Aetna Better Health*

Provider Specialty Type	# Unique Providers	# Unique Locations	URBAN & SEMI-URBAN		RURAL & FRONTIER	
			Percent of Members within Access Standard	Mean Distance from Member to Provider Type	Percent of Members within Access Standard	Mean Distance from Member to Provider Type
<b>Primary Care Physicians</b>			<i>20 MILES / 40 MINUTES</i>		<i>30 MILES / 45 MINUTES</i>	
Adult Primary Care Providers	2659	991	100.0%	1.4	100.0%	3.6
Pediatric Primary Care Providers	3238	1014	100.0%	1.5	100.0%	3.8
<b>OB/GYN</b>			<i>15 MILES / 30 MINUTES</i>		<i>60 MILES / 90 MINUTES</i>	
OB/GYN	618	571	100.0%	2.4	100.0%	8.5
<b>Behavioral Health</b>			<i>30 MILES / 60 MINUTES</i>		<i>60 MILES / 90 MINUTES</i>	
Adult Behavioral Health	4318	1344	100.0%	1.2	100.0%	5.0
Pediatric Behavioral Health	5522	1374	100.0%	1.3	100.0%	5.3
<b>Specialist</b>			<i>30 MILES / 60 MINUTES</i>		<i>90 MILES / 135 MINUTES</i>	
<b>ADULT SPECIALIST</b>			<i>30 MILES / 60 MINUTES</i>		<i>90 MILES / 135 MINUTES</i>	
Allergy	54	207	99.7%	4.9	100.0%	29.7
Cardiology	597	559	100.0%	2.1	100.0%	9.7
Dermatology	80	233	100.0%	3.4	100.0%	16.8
Gastroenterology	177	360	100.0%	2.4	100.0%	14.8
General Surgery	576	635	100.0%	2.3	100.0%	6.2
Hematology/Oncology	276	432	100.0%	2.3	100.0%	11.9
Nephrology	160	336	100.0%	3.0	100.0%	18.3
Neurology	423	501	100.0%	2.4	100.0%	10.7
Ophthalmology	145	184	100.0%	3.2	100.0%	23.3
Orthopedics	391	511	100.0%	2.4	100.0%	8.7
Otolaryngology	164	271	100.0%	3.6	100.0%	24.2
Physical Medicine/Rehab	126	288	100.0%	3.8	94.0%	35.3
Plastic and Reconstructive Surgery	81	328	100.0%	3.7	92.4%	39.3
Podiatry	78	103	100.0%	5.8	100.0%	21.7
Psychiatrist	649	614	100.0%	1.7	100.0%	6.3
NOTE: The standard for this specialty differs from other specialties in this group.			<i>15 MILES / 30 MINUTES</i> ↑		<i>60 MILES / 90 MINUTES</i> ↑	
Pulmonary Disease	263	461	100.0%	2.3	100.0%	18.0
Urology	137	286	100.0%	3.7	99.8%	19.2



KanCare Managed Care Organization  
 Mapped Provider Count Report  
*Aetna Better Health*

Provider Specialty Type	# Unique Providers	# Unique Locations	URBAN & SEMI-URBAN		RURAL & FRONTIER	
			Percent of Members within Access Standard	Mean Distance from Member to Provider Type	Percent of Members within Access Standard	Mean Distance from Member to Provider Type
<b>PEDIATRIC SPECIALIST</b>			<b>30 MILES / 60 MINUTES</b>		<b>90 MILES / 135 MINUTES</b>	
Allergy	54	208	99.7%	4.9	100.0%	35.4
Cardiology	596	560	100.0%	2.3	100.0%	10.3
Dermatology	80	237	100.0%	3.6	100.0%	16.4
Gastroenterology	177	363	100.0%	2.6	100.0%	14.8
General Surgery	575	633	100.0%	2.5	100.0%	6.7
Hematology/Oncology	275	432	100.0%	2.5	100.0%	12.6
Neonatology	56	121	100.0%	6.3	84.5%	63.0
Nephrology	159	332	100.0%	3.3	100.0%	19.4
Neurology	423	504	100.0%	2.5	100.0%	11.7
Ophthalmology	145	184	100.0%	3.4	100.0%	26.4
Orthopedics	391	503	100.0%	2.6	100.0%	9.1
Otolaryngology	165	268	100.0%	3.8	100.0%	27.9
Physical Medicine/Rehab	126	289	100.0%	4.0	89.4%	46.7
Plastic and Reconstructive Surgery	81	327	100.0%	3.8	87.0%	50.9
Podiatry	78	105	100.0%	5.9	100.0%	22.9
Psychiatrist	649	615	100.0%	1.9	100.0%	6.8
NOTE: The standard for this specialty differs from other specialties in this group.			15 MILES / 30 MINUTES ↑		60 MILES / 90 MINUTES ↑	
Pulmonary Disease	263	464	100.0%	2.4	100.0%	22.0
Urology	137	283	100.0%	3.9	99.6%	18.6
<b>Hospital</b>			<b>30 MILES / 60 MINUTES</b>		<b>60 MILES / 90 MINUTES</b>	
Hospital	164	172	100.0%	4.3	100.0%	6.0
<b>Pharmacy</b>			<b>10 MILES / 20 MINUTES</b>		<b>30 MILES / 45 MINUTES</b>	
Pharmacy	700	693	99.9%	1.6	100.0%	4.0
<b>Vision</b>			<b>30 MILES / 60 MINUTES</b>		<b>60 MILES / 90 MINUTES</b>	
Optometry	410	304	100.0%	2.0	100.0%	8.5
<b>Dental</b>			<b>20 MILES / 40 MINUTES</b>		<b>30 MILES / 45 MINUTES</b>	
Adult Dental Primary Care	322	226	100.0%	2.6	98.1%	9.0
Pediatric Dental Primary Care	378	254	100.0%	2.6	97.8%	8.9



KanCare Managed Care Organization  
 Mapped Provider Count Report  
*Aetna Better Health*

			URBAN & SEMI-URBAN		RURAL & FRONTIER	
Provider Specialty Type	# Unique Providers	# Unique Locations	Percent of Members within Access Standard	Mean Distance from Member to Provider Type	Percent of Members within Access Standard	Mean Distance from Member to Provider Type
<b>Ancillary Services</b>			<i>30 MILES / 60 MINUTES</i>		<i>60 MILES / 90 MINUTES</i>	
Physical Therapy	781	278	100.0%	3.2	100.0%	13.2
Occupational Therapy	298	157	100.0%	3.7	94.1%	30.2
Speech Therapy	267	148	100.0%	5.0	92.8%	32.9
X-Ray	184	193	100.0%	4.1	100.0%	5.8
Lab	225	234	100.0%	4.0	100.0%	5.9
NOTE: The standard for this specialty differs from other specialties in this group.					<i>30 MILES / 60 MINUTES</i> ↑	
			URBAN & SEMI-URBAN <i>30 MILES / 60 MINUTES</i>		RURAL & FRONTIER <i>60 MILES / 100 MINUTES</i>	
Provider Specialty Type	# Unique Providers	# Unique Locations	Percent of Members within Access Standard	Mean Distance from Member to Specialist	Percent of Members within Access Standard	Mean Distance from Member to Specialist
<b>Adult Day Care PT 55/PS 410/PC S5101 &amp; S5102</b>						
FE Waiver Providers	153	167	100.0%	3.3	100.0%	12.8
<b>Day Supports PT 55/PS 520/PC T2021</b>						
IDD Waiver Providers	131	166	100.0%	2.4	100.0%	17.0



KanCare Managed Care Organization  
 Mapped Provider Count Report  
 Sunflower State Health Plan

Provider Specialty Type	# Unique Providers	# Unique Locations	URBAN & SEMI-URBAN		RURAL & FRONTIER	
			Percent of Members within Access Standard	Mean Distance from Member to Provider Type	Percent of Members within Access Standard	Mean Distance from Member to Provider Type
<b>Primary Care Physicians</b>			<i>20 MILES / 40 MINUTES</i>		<i>30 MILES / 45 MINUTES</i>	
Adult Primary Care Providers	3,567	1,421	100.0%	1.3	100.0%	3.1
Pediatric Primary Care Providers	4,346	1,469	100.0%	1.4	100.0%	3.0
<b>OB/GYN</b>			<i>15 MILES / 30 MINUTES</i>		<i>60 MILES / 90 MINUTES</i>	
OB/GYN	495	308	99.9%	2.6	97.7%	15.5
<b>Behavioral Health</b>			<i>30 MILES / 60 MINUTES</i>		<i>60 MILES / 90 MINUTES</i>	
Adult Behavioral Health	3,067	1,289	100.0%	1.2	100.0%	5.3
Pediatric Behavioral Health	4,333	1,326	100.0%	1.2	100.0%	5.6
<b>Specialist</b>			<i>30 MILES / 60 MINUTES</i>		<i>90 MILES / 135 MINUTES</i>	
<b>ADULT SPECIALIST</b>			<i>30 MILES / 60 MINUTES</i>		<i>90 MILES / 135 MINUTES</i>	
Allergy	35	32	99.1%	7.6	100.0%	37.6
Cardiology	435	233	100.0%	3.3	100.0%	16.1
Dermatology	52	55	99.9%	9.1	95.7%	43.6
Gastroenterology	124	91	100.0%	5.9	96.1%	42.0
General Surgery	399	345	100.0%	3.5	100.0%	6.2
Hematology/Oncology	177	84	99.9%	5.1	100.0%	27.7
Nephrology	112	77	100.0%	6.8	100.0%	28.1
Neurology	312	193	100.0%	4.3	100.0%	22.3
Ophthalmology	134	173	100.0%	3.3	100.0%	17.1
Orthopedics	289	237	100.0%	3.7	100.0%	9.7
Otolaryngology	127	109	100.0%	6.7	100.0%	29.5
Physical Medicine/Rehab	71	74	100.0%	6.0	99.3%	33.7
Plastic and Reconstructive Surgery	47	50	91.8%	12.0	93.9%	53.9
Podiatry	65	106	100.0%	5.5	100.0%	24.9
Psychiatrist*	525	392	99.9%	2.1	99.9%	10.3
*NOTE: The standard for this specialty differs from other specialties in this group.			<i>15 MILES / 30 MINUTES</i>		<i>60 MILES / 90 MINUTES</i>	
Pulmonary Disease	217	128	100.0%	4.9	100.0%	23.3
Urology	107	108	100.0%	6.6	99.7%	23.4



KanCare Managed Care Organization  
 Mapped Provider Count Report  
 Sunflower State Health Plan

Provider Specialty Type	# Unique Providers	# Unique Locations	URBAN & SEMI-URBAN		RURAL & FRONTIER	
			Percent of Members within Access Standard	Mean Distance from Member to Provider Type	Percent of Members within Access Standard	Mean Distance from Member to Provider Type
<b>PEDIATRIC SPECIALIST</b>			<i>30 MILES / 60 MINUTES</i>		<i>90 MILES / 135 MINUTES</i>	
Allergy	35	33	99.2%	7.5	100.0%	40.0
Cardiology	436	235	100.0%	3.5	100.0%	16.8
Dermatology	53	56	99.9%	8.3	95.5%	44.9
Gastroenterology	124	91	100.0%	5.9	93.6%	46.9
General Surgery	402	345	100.0%	3.8	100.0%	6.3
Hematology/Oncology	177	84	99.9%	5.5	100.0%	28.8
Neonatology	79	22	89.1%	15.3	67.7%	95.8
Nephrology	112	79	100.0%	6.6	100.0%	27.5
Neurology	314	194	100.0%	4.5	100.0%	24.3
Ophthalmology	134	173	100.0%	3.4	100.0%	19.7
Orthopedics	291	239	100.0%	4.0	100.0%	9.9
Otolaryngology	127	109	100.0%	6.1	100.0%	31.5
Physical Medicine/Rehab	71	74	100.0%	6.0	99.2%	35.0
Plastic and Reconstructive Surgery	47	50	92.2%	11.8	90.6%	60.1
Podiatry	67	106	100.0%	5.5	100.0%	26.0
Psychiatrist*	528	392	99.9%	2.2	99.9%	10.6
*NOTE: The standard for this specialty differs from other specialties in this group.			<i>15 MILES / 30 MINUTES</i>		<i>60 MILES / 90 MINUTES</i>	
Pulmonary Disease	219	131	100.0%	5.1	100.0%	25.3
Urology	107	108	100.0%	6.7	99.7%	23.1
<b>Hospital</b>			<i>30 MILES / 60 MINUTES</i>		<i>60 MILES / 90 MINUTES</i>	
Hospital	281	333	100.0%	3.3	100.0%	5.3
<b>Pharmacy</b>			<i>10 MILES / 20 MINUTES</i>		<i>30 MILES / 45 MINUTES</i>	
Pharmacy	623	613	99.8%	1.5	100.0%	4.0
<b>Vision</b>			<i>30 MILES / 60 MINUTES</i>		<i>60 MILES / 90 MINUTES</i>	
Optometry	465	410	100.0%	1.8	100.0%	6.6
<b>Dental</b>			<i>20 MILES / 40 MINUTES</i>		<i>30 MILES / 45 MINUTES</i>	
Adult Dental Primary Care	323	266	100.0%	2.8	99.9%	8.2
Pediatric Dental Primary Care	226	151	100.0%	3.2	88.8%	18.2



KanCare Managed Care Organization  
 Mapped Provider Count Report  
 Sunflower State Health Plan

Provider Specialty Type	# Unique Providers	# Unique Locations	URBAN & SEMI-URBAN		RURAL & FRONTIER	
			Percent of Members within Access Standard	Mean Distance from Member to Provider Type	Percent of Members within Access Standard	Mean Distance from Member to Provider Type
<b>Ancillary Services</b>			<i>30 MILES / 60 MINUTES</i>		<i>60 MILES / 90 MINUTES</i>	
Physical Therapy	831	445	100.0%	2.3	100.0%	4.8
Occupational Therapy	358	278	100.0%	2.6	100.0%	8.1
Speech Therapy	293	204	100.0%	3.2	100.0%	19.5
X-Ray	201	206	100.0%	4.1	100.0%	8.2
Lab*	214	227	100.0%	4.1	100.0%	8.8
*NOTE: The standard for this specialty differs from other specialties in this group.					<i>30 MILES / 60 MINUTES</i>	

Provider Specialty Type	# Unique Providers	# Unique Locations	URBAN & SEMI-URBAN		RURAL & FRONTIER	
			Percent of Members within Access Standard	Mean Distance from Member to Specialist	Percent of Members within Access Standard	Mean Distance from Member to Specialist
<b>Adult Day Care PT 55/PS 410/PC S5101 &amp; S5102</b>			<i>30 MILES / 60 MINUTES</i>		<i>60 MILES / 100 MINUTES</i>	
FE Waiver Providers	184	201	100.0%	2.0	100.0%	10.1
<b>Day Supports PT 55/PS 520/PC T2021</b>			<i>30 MILES / 60 MINUTES</i>		<i>60 MILES / 100 MINUTES</i>	
IDD Waiver Providers	186	266	100.0%	2.3	100.0%	9.7



KanCare Managed Care Organization  
 Mapped Provider Count Report  
*United HealthCare*

Provider Specialty Type	# Unique Providers	# Unique Locations	URBAN & SEMI-URBAN		RURAL & FRONTIER	
			Percent of Members within Access Standard	Mean Distance from Member to Provider Type	Percent of Members within Access Standard	Mean Distance from Member to Provider Type
<b>Primary Care Physicians</b>			<i>20 MILES / 40 MINUTES</i>		<i>30 MILES / 45 MINUTES</i>	
Adult Primary Care Providers	3711	1158	100.0%	1.0	100.0%	2.0
Pediatric Primary Care Providers	3937	1166	100.0%	1.0	100.0%	2.2
<b>OB/GYN</b>			<i>15 MILES / 30 MINUTES</i>		<i>60 MILES / 90 MINUTES</i>	
OB/GYN	328	204	99.9%	2.6	99.9%	11.8
<b>Behavioral Health</b>			<i>30 MILES / 60 MINUTES</i>		<i>60 MILES / 90 MINUTES</i>	
Adult Behavioral Health	3772	1465	100.0%	0.8	100.0%	4.0
Pediatric Behavioral Health	4754	1535	100.0%	0.9	100.0%	4.1
<b>Specialist</b>			<i>30 MILES / 60 MINUTES</i>		<i>90 MILES / 135 MINUTES</i>	
<b>ADULT SPECIALIST</b>			<i>30 MILES / 60 MINUTES</i>		<i>90 MILES / 135 MINUTES</i>	
Allergy	30	30	97.7%	6.8	94.4%	53.1
Cardiology	368	206	100.0%	3.2	100.0%	9.8
Dermatology	64	71	98.3%	6.1	99.6%	23.9
Gastroenterology	118	89	100.0%	4.7	95.5%	42.6
General Surgery	328	245	100.0%	2.5	100.0%	6.7
Hematology/Oncology	198	97	100.0%	3.6	100.0%	17.5
Nephrology	79	74	100.0%	4.0	99.6%	24.0
Neurology	228	124	100.0%	4.0	100.0%	17.6
Ophthalmology	122	133	100.0%	2.8	100.0%	16.6
Orthopedics	220	156	100.0%	2.9	100.0%	10.4
Otolaryngology	103	80	100.0%	4.2	100.0%	20.8
Physical Medicine/Rehab	75	101	100.0%	5.1	99.1%	24.1
Plastic and Reconstructive Surgery	46	54	97.3%	8.0	93.0%	53.8
Podiatry	52	73	100.0%	4.5	100.0%	17.8
Psychiatrist	528	466	<b>100.0%</b>	<b>1.6</b>	<b>100.0%</b>	<b>5.6</b>
NOTE: The standard for this specialty differs from other specialties in this group.			<i>15 MILES / 30 MINUTES</i> ↑		<i>60 MILES / 90 MINUTES</i> ↑	
Pulmonary Disease	135	104	100.0%	3.8	100.0%	21.8
Urology	109	100	100.0%	3.5	99.6%	12.5





KanCare Managed Care Organization  
 Mapped Provider Count Report  
 United HealthCare

Provider Specialty Type	# Unique Providers	# Unique Locations	URBAN & SEMI-URBAN		RURAL & FRONTIER	
			Percent of Members within Access Standard	Mean Distance from Member to Provider Type	Percent of Members within Access Standard	Mean Distance from Member to Provider Type
<b>PEDIATRIC SPECIALIST</b>			<b>30 MILES / 60 MINUTES</b>		<b>90 MILES / 135 MINUTES</b>	
Allergy	29	29	98.2%	6.6	91.9%	60.4
Cardiology	365	203	100.0%	3.1	100.0%	9.7
Dermatology	63	70	98.7%	5.9	99.7%	22.3
Gastroenterology	117	88	100.0%	4.6	93.7%	49.1
General Surgery	327	244	100.0%	2.7	100.0%	6.7
Hematology/Oncology	197	96	100.0%	3.8	100.0%	16.6
Neonatology	60	29	97.8%	8.1	68.6%	87.1
Nephrology	77	73	100.0%	4.0	99.7%	24.3
Neurology	229	124	100.0%	4.0	100.0%	18.0
Ophthalmology	124	140	100.0%	2.9	100.0%	19.1
Orthopedics	219	155	100.0%	3.1	100.0%	10.3
Otolaryngology	103	79	100.0%	4.3	100.0%	24.0
Physical Medicine/Rehab	75	100	100.0%	4.9	99.3%	23.7
Plastic and Reconstructive Surgery	46	54	97.9%	7.5	90.7%	59.8
Podiatry	52	73	100.0%	4.4	100.0%	16.7
Psychiatrist	529	467	<b>100.0%</b>	<b>1.7</b>	<b>100.0%</b>	<b>5.7</b>
NOTE: The standard for this specialty differs from other specialties in this group.			15 MILES / 30 MINUTES ↑		60 MILES / 90 MINUTES ↑	
Pulmonary Disease	134	103	100.0%	3.9	100.0%	22.4
Urology	108	99	100.0%	3.6	99.7%	12.5
<b>Hospital</b>			<b>30 MILES / 60 MINUTES</b>		<b>60 MILES / 90 MINUTES</b>	
Hospital	216	204	100.0%	2.8	100.0%	4.8
<b>Pharmacy</b>			<b>10 MILES / 20 MINUTES</b>		<b>30 MILES / 45 MINUTES</b>	
Pharmacy	692	659	99.9%	1.2	100.0%	3.1
<b>Vision</b>			<b>30 MILES / 60 MINUTES</b>		<b>60 MILES / 90 MINUTES</b>	
Optometry	486	503	100.0%	1.3	100.0%	4.8
<b>Dental</b>			<b>20 MILES / 40 MINUTES</b>		<b>30 MILES / 45 MINUTES</b>	
Adult Dental Primary Care	311	196	100.0%	2.2	97.6%	8.5
Pediatric Dental Primary Care	366	221	100.0%	2.2	98.0%	8.1



KanCare Managed Care Organization  
 Mapped Provider Count Report  
*United HealthCare*

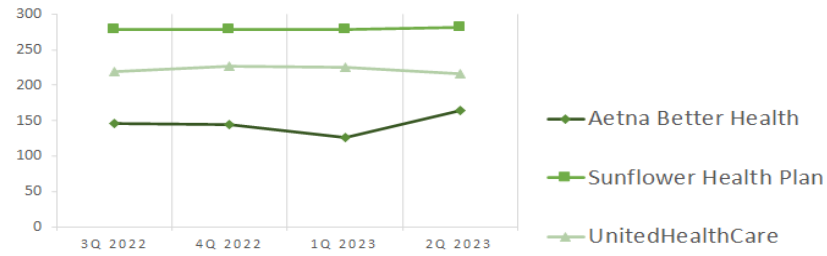
Provider Specialty Type	# Unique Providers	# Unique Locations	URBAN & SEMI-URBAN		RURAL & FRONTIER	
			Percent of Members within Access Standard	Mean Distance from Member to Specialist	Percent of Members within Access Standard	Mean Distance from Member to Specialist
<b>Ancillary Services</b>			<i>30 MILES / 60 MINUTES</i>		<i>60 MILES / 90 MINUTES</i>	
Physical Therapy	804	478	100.0%	1.7	100.0%	4.0
Occupational Therapy	363	351	100.0%	1.9	100.0%	4.4
Speech Therapy	344	313	100.0%	2.2	100.0%	4.6
X-Ray	295	259	100.0%	2.6	100.0%	4.6
Lab	271	241	100.0%	2.7	100.0%	4.7
NOTE: The standard for this specialty differs from other specialties in this group.					<i>30 MILES / 60 MINUTES</i> ↑	
			URBAN & SEMI-URBAN <i>30 MILES / 60 MINUTES</i>		RURAL & FRONTIER <i>60 MILES / 100 MINUTES</i>	
Provider Specialty Type	# Unique Providers	# Unique Locations	Percent of Members within Access Standard	Mean Distance from Member to Specialist	Percent of Members within Access Standard	Mean Distance from Member to Specialist
<b>Adult Day Care PT 55/PS 410/PC S5101 &amp; S5102</b>						
FE Waiver Providers	142	158	100.0%	2.1	100.0%	10.6
<b>Day Supports PT 55/PS 520/PC T2021</b>						
IDD Waiver Providers	162	299	100.0%	1.7	100.0%	6.0

### Hospitals

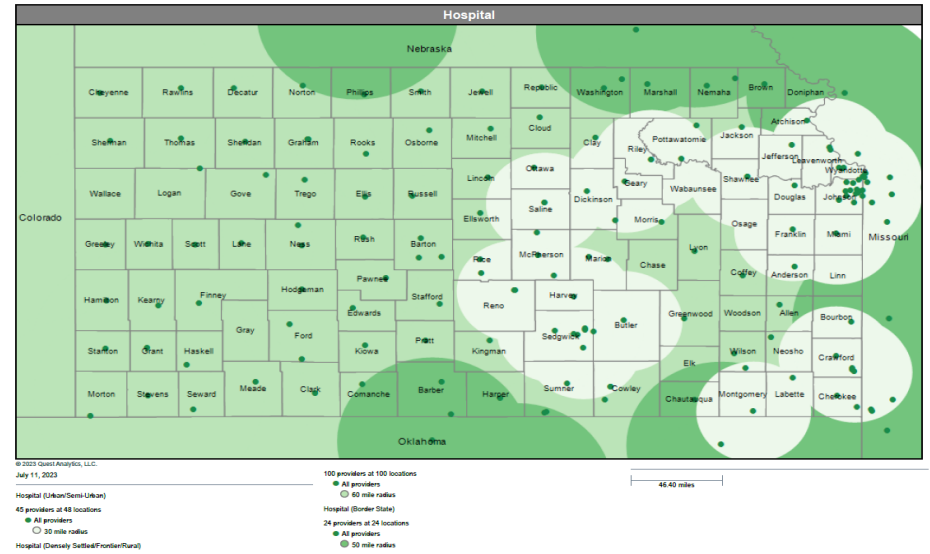
#### Quarterly Unique Provider Count

	3Q 2022	4Q 2022	1Q 2023	2Q 2023
Aetna Better Health	145	144	126	164
Sunflower Health Plan	278	278	278	281
UnitedHealthCare	219	227	225	216

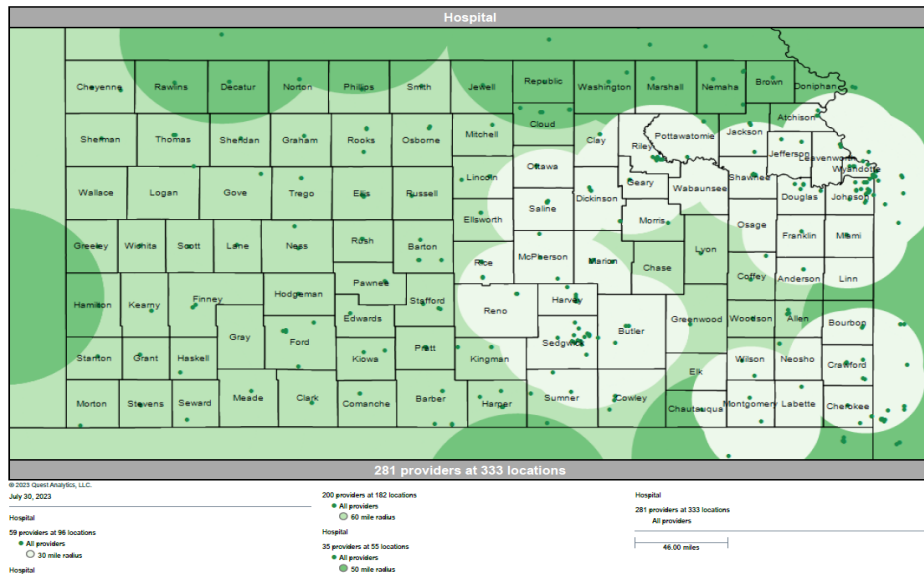
UNIQUE PROVIDER COUNT HOSPITAL



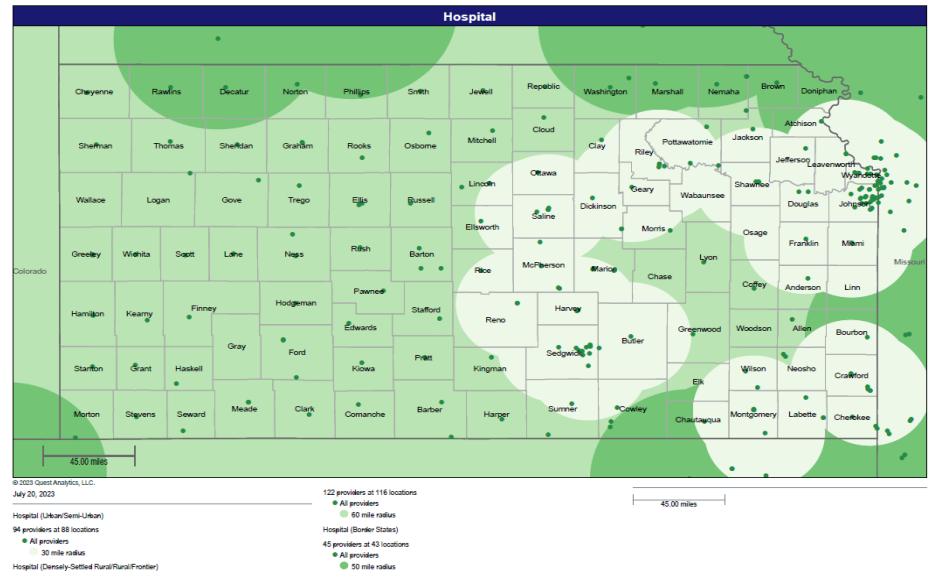
#### Aetna Better Health



#### Sunflower Health Plan



#### UnitedHealthcare

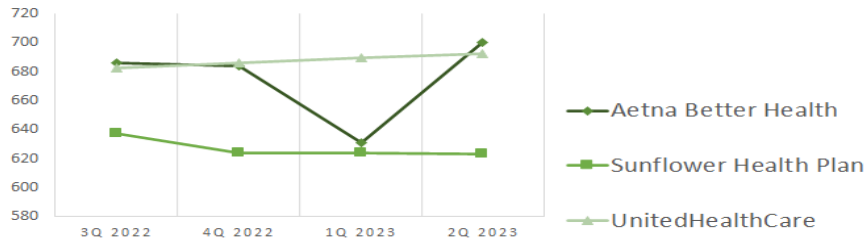


### Retail Pharmacy

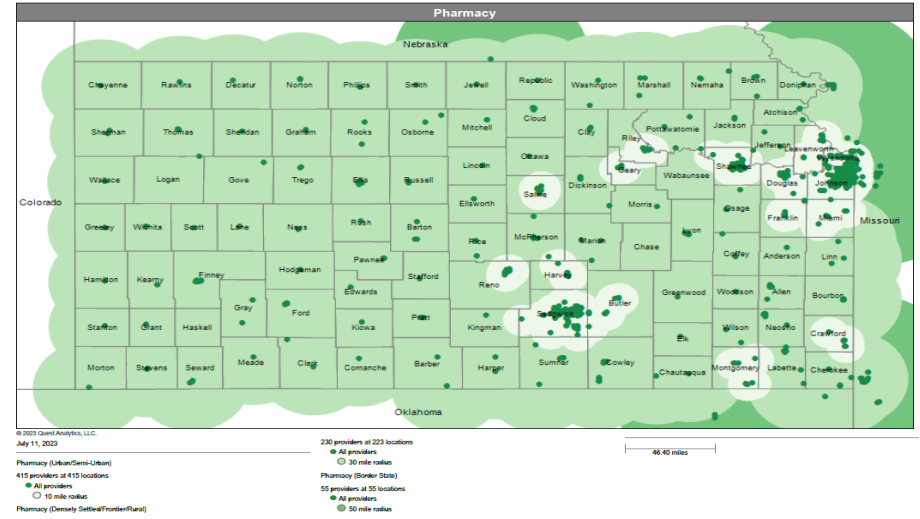
#### Quarterly Unique Provider Count

	3Q 2022	4Q 2022	1Q 2023	2Q 2023
Aetna Better Health	686	684	631	700
Sunflower Health Plan	637	624	624	623
UnitedHealthCare	682	686	689	692

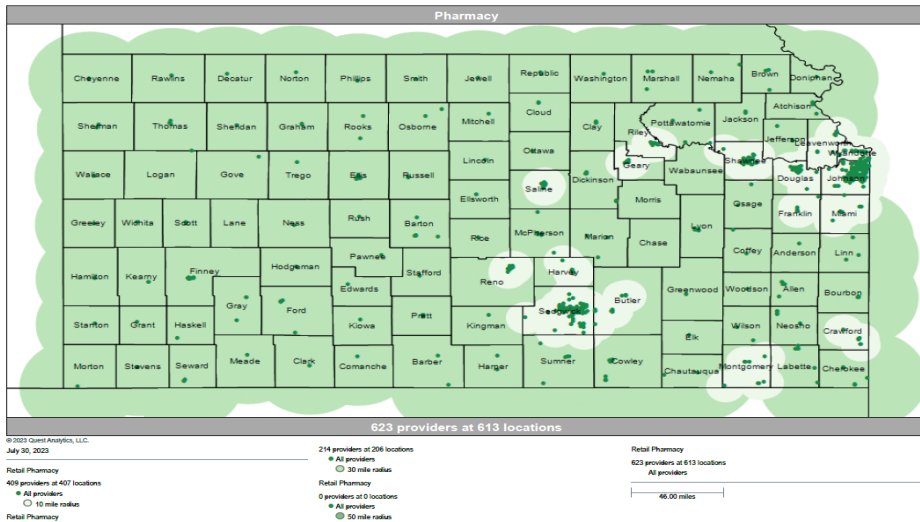
#### UNIQUE PROVIDER COUNT PHARMACY



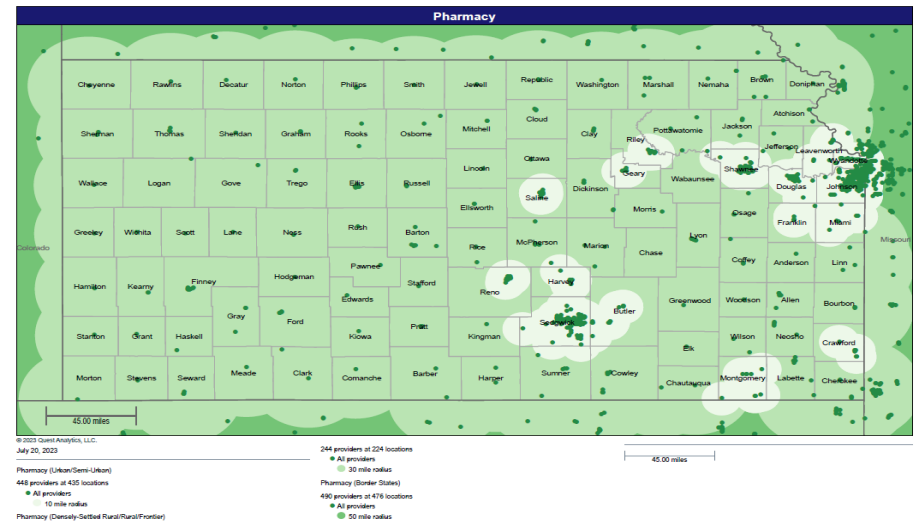
### Aetna Better Health



### Sunflower Health Plan



### UnitedHealthcare

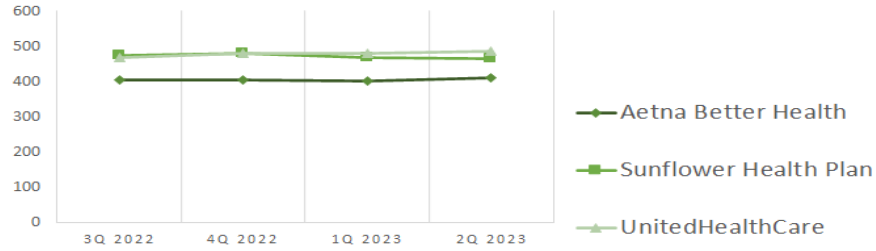


## Optometry

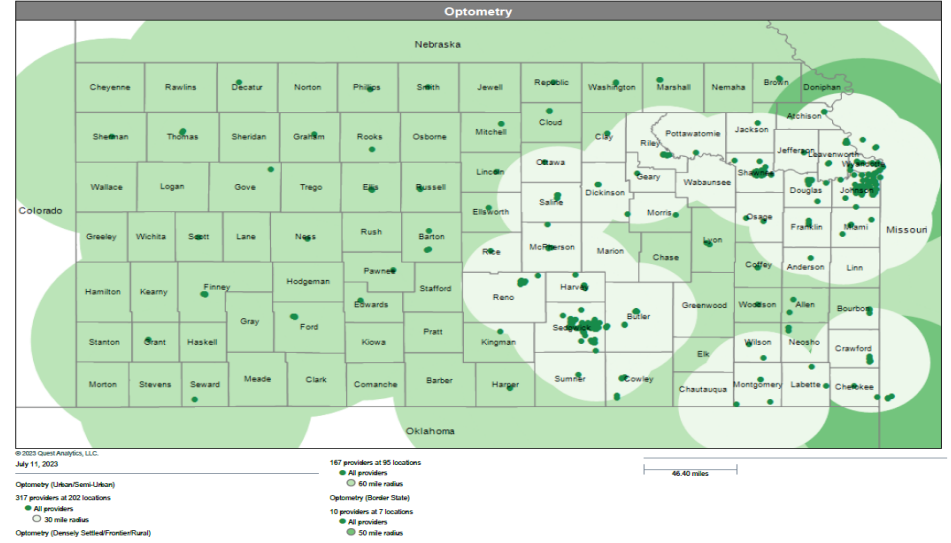
### Quarterly Unique Provider Count

	3Q 2022	4Q 2022	1Q 2023	2Q 2023
Aetna Better Health	405	405	402	410
Sunflower Health Plan	475	479	468	465
UnitedHealthCare	469	480	480	486

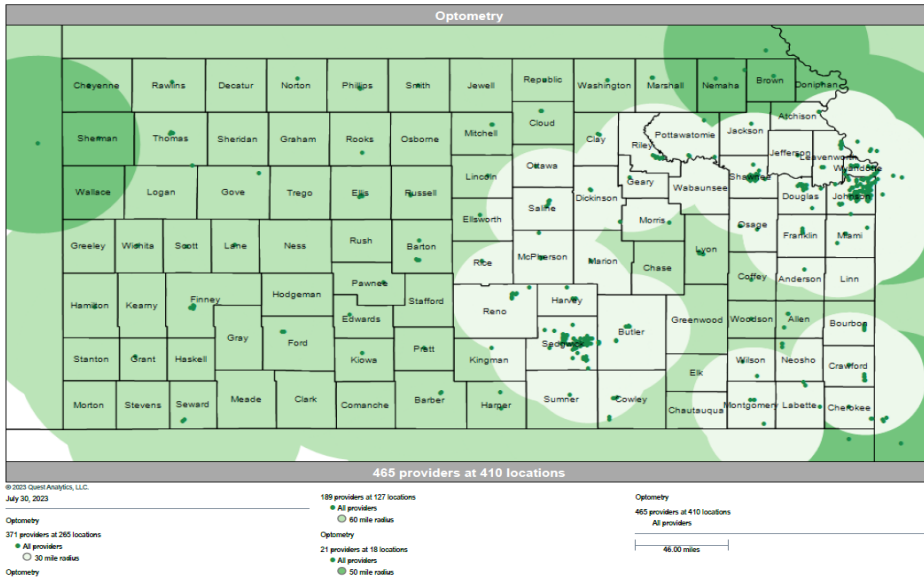
### UNIQUE PROVIDER COUNT OPTOMETRY



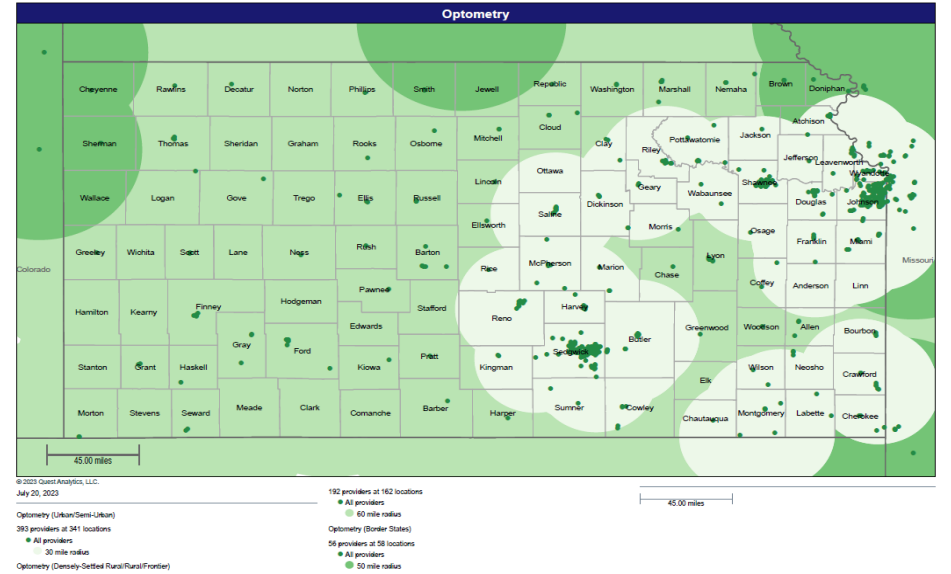
## Aetna Better Health



## Sunflower Health Plan



## UnitedHealthCare



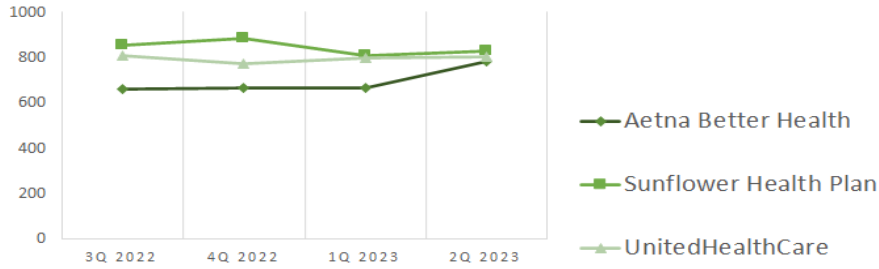
# Ancillary Services

## Physical Therapy

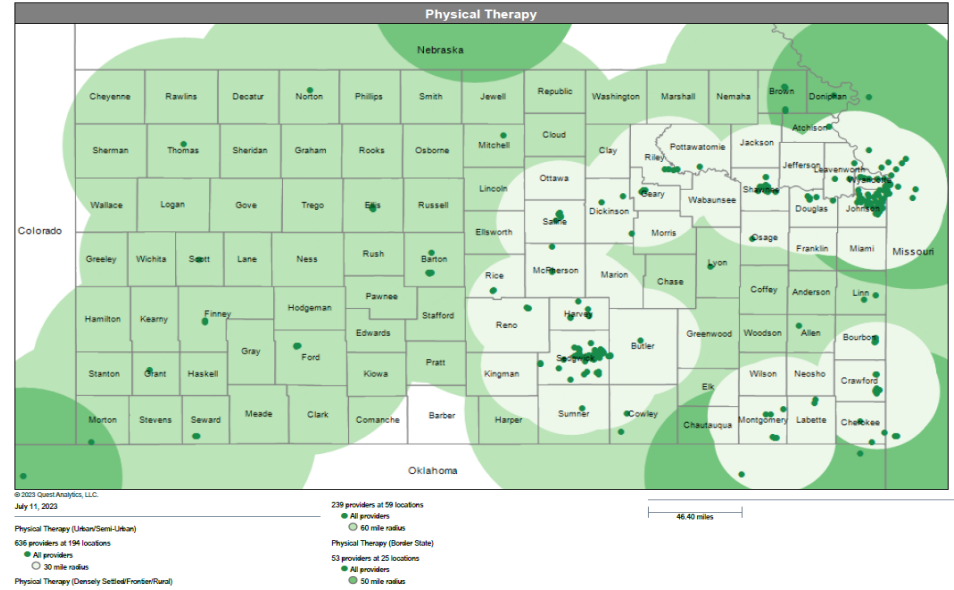
### Quarterly Unique Provider Count

	3Q 2022	4Q 2022	1Q 2023	2Q 2023
Aetna Better Health	660	665	667	781
Sunflower Health Plan	856	883	809	831
UnitedHealthCare	810	775	798	804

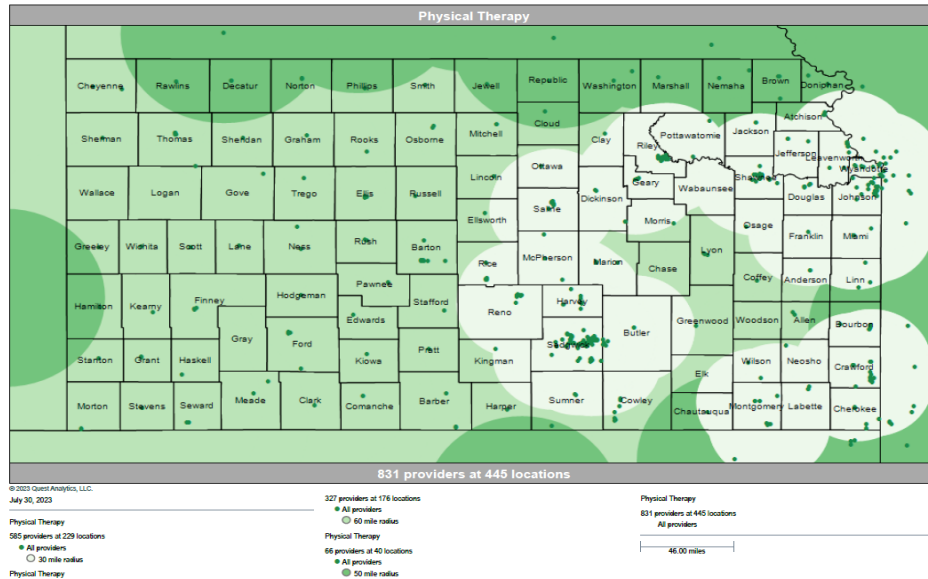
UNIQUE PROVIDER COUNT  
PHYSICAL THERAPY



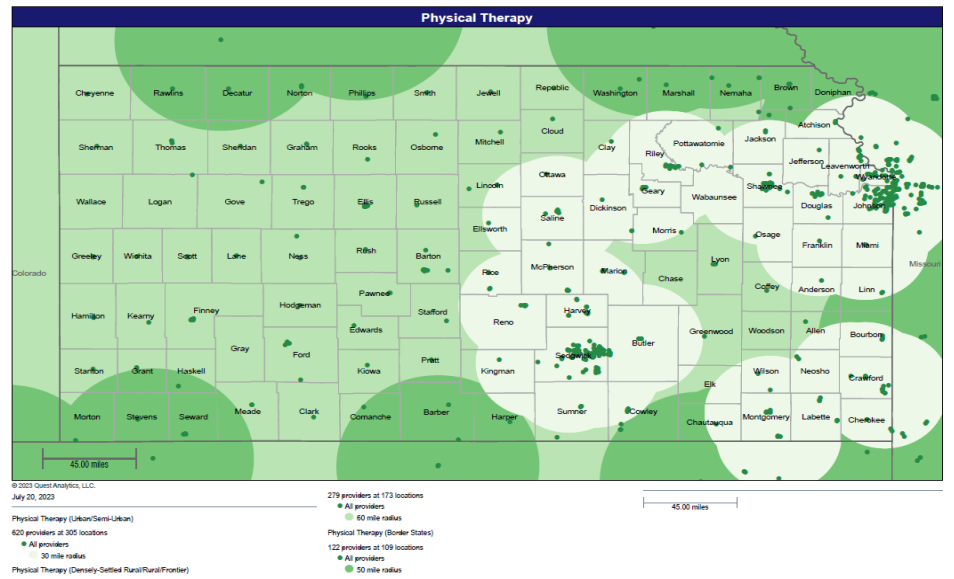
## Aetna Better Health



## Sunflower Health Plan



## UnitedHealthcare



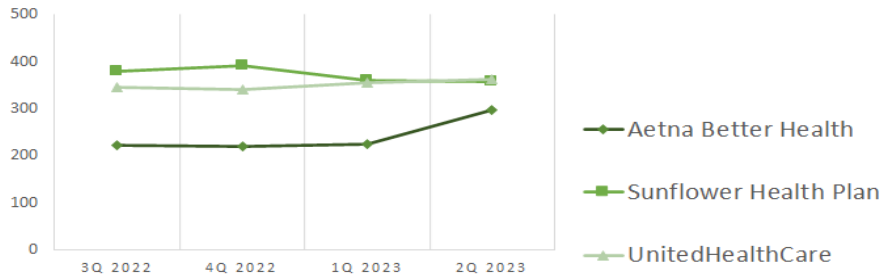
## Ancillary Services

### Occupational Therapy

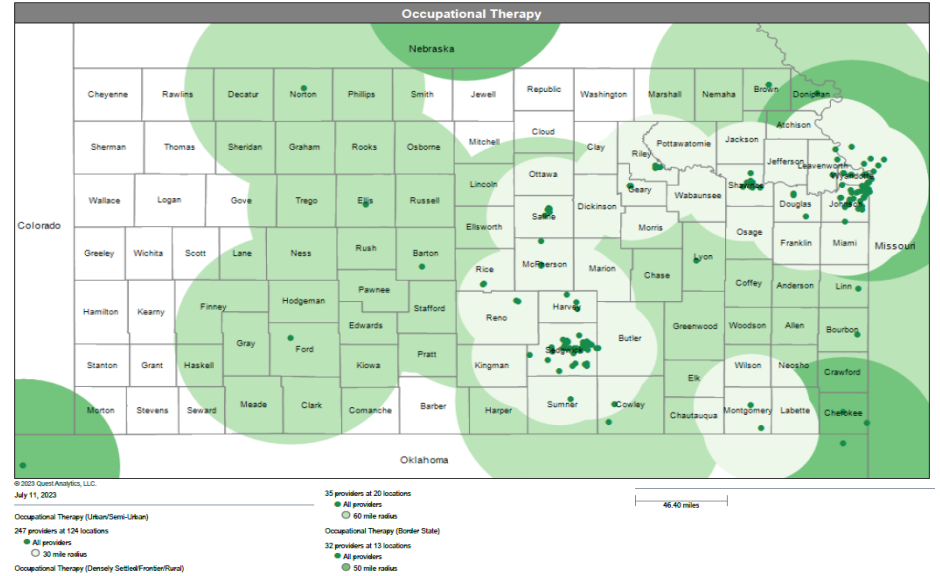
#### Quarterly Unique Provider Count

	3Q 2022	4Q 2022	1Q 2023	2Q 2023
Aetna Better Health	221	220	225	298
Sunflower Health Plan	379	392	361	358
UnitedHealthCare	345	341	355	363

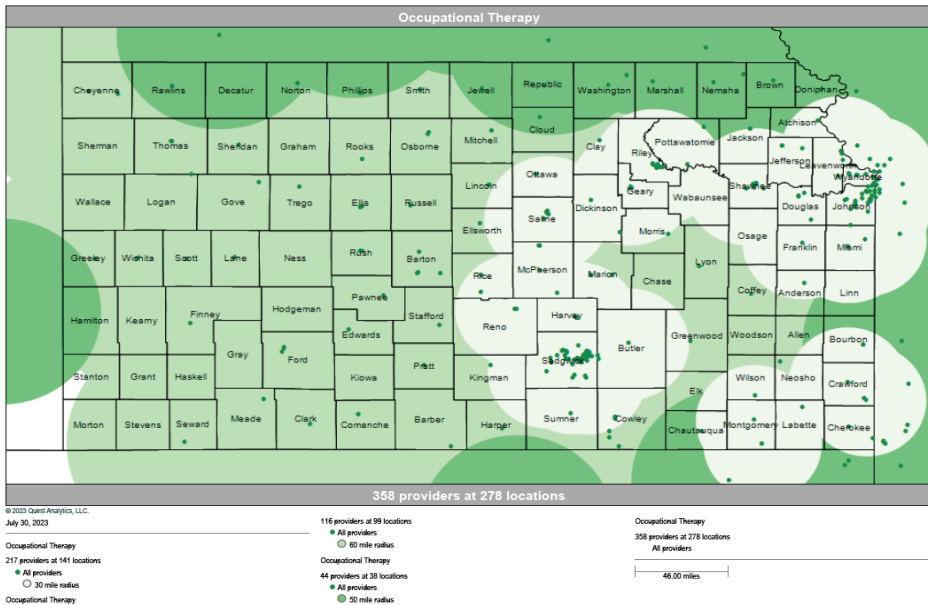
UNIQUE PROVIDER COUNT  
OCCUPATIONAL THERAPY



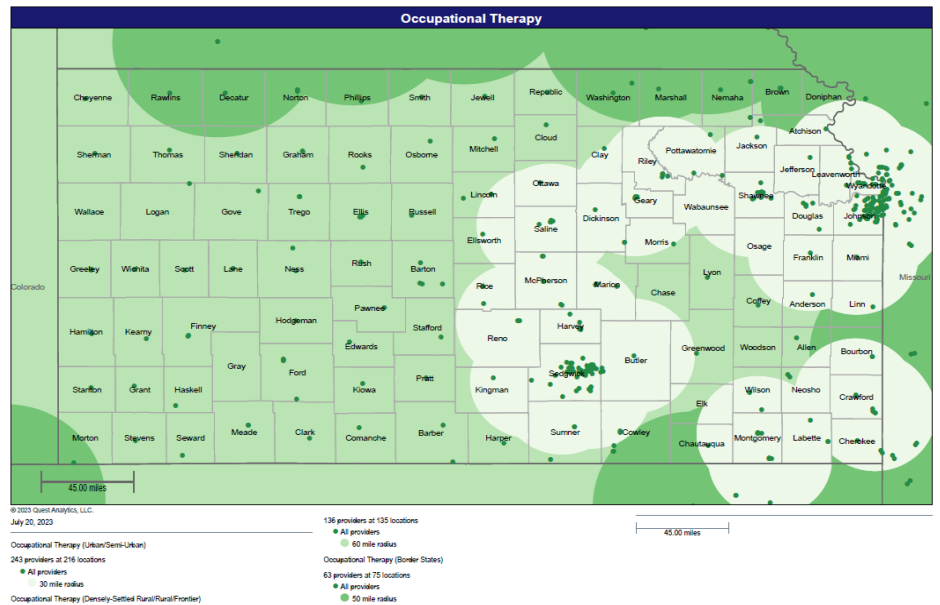
### Aetna Better Health



### Sunflower Health Plan



### UnitedHealthcare

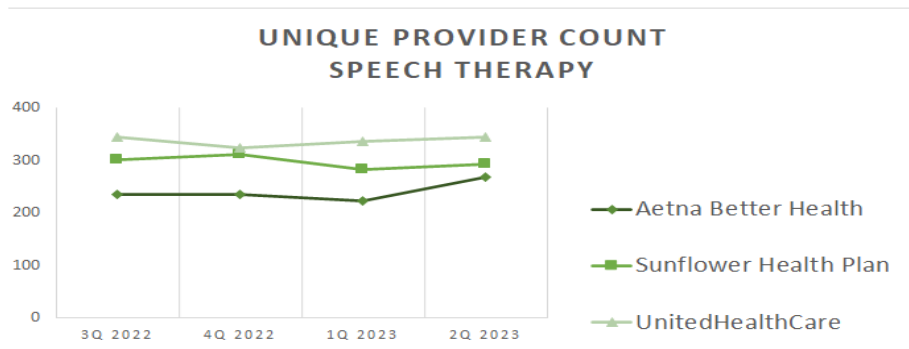


## Ancillary Services

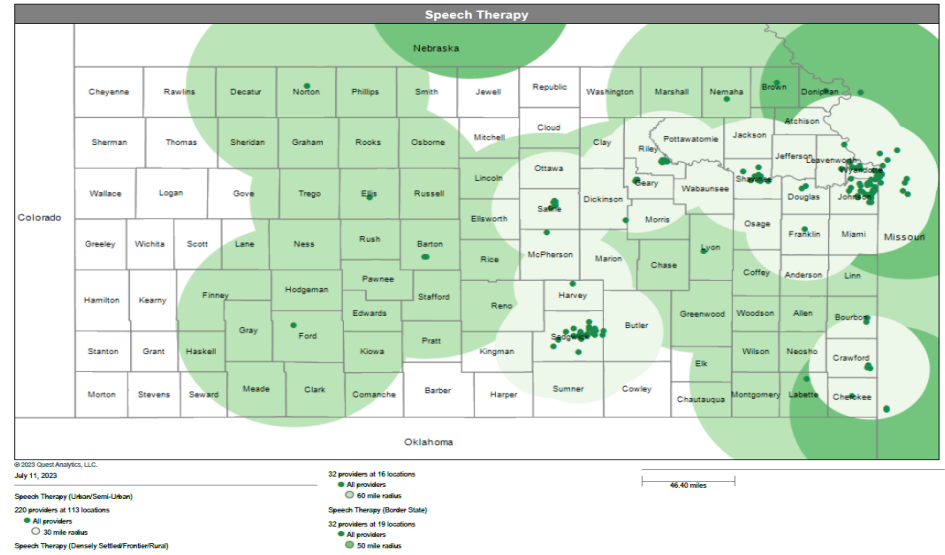
### Speech Therapy

#### Quarterly Unique Provider Count

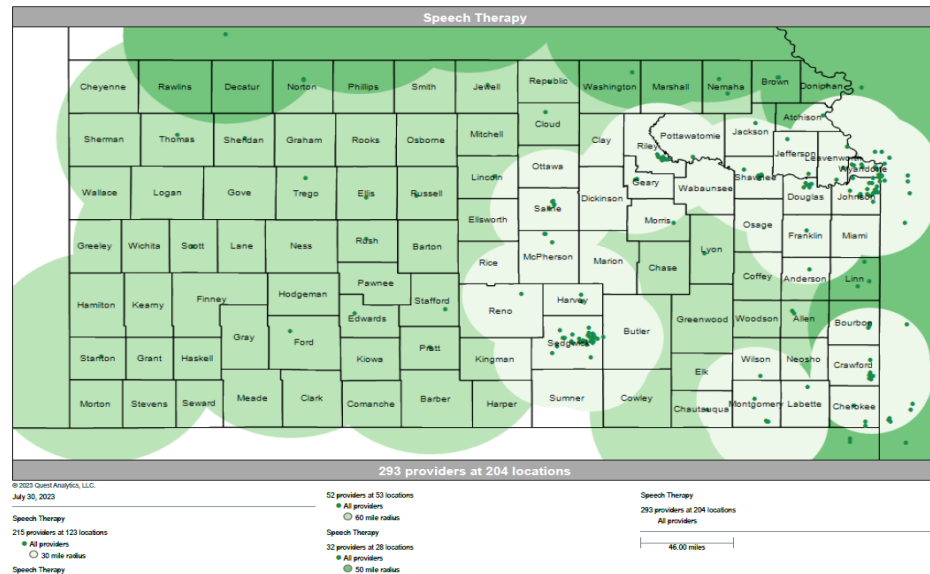
	3Q 2022	4Q 2022	1Q 2023	2Q 2023
Aetna Better Health	235	234	223	267
Sunflower Health Plan	301	312	283	293
UnitedHealthCare	345	323	336	344



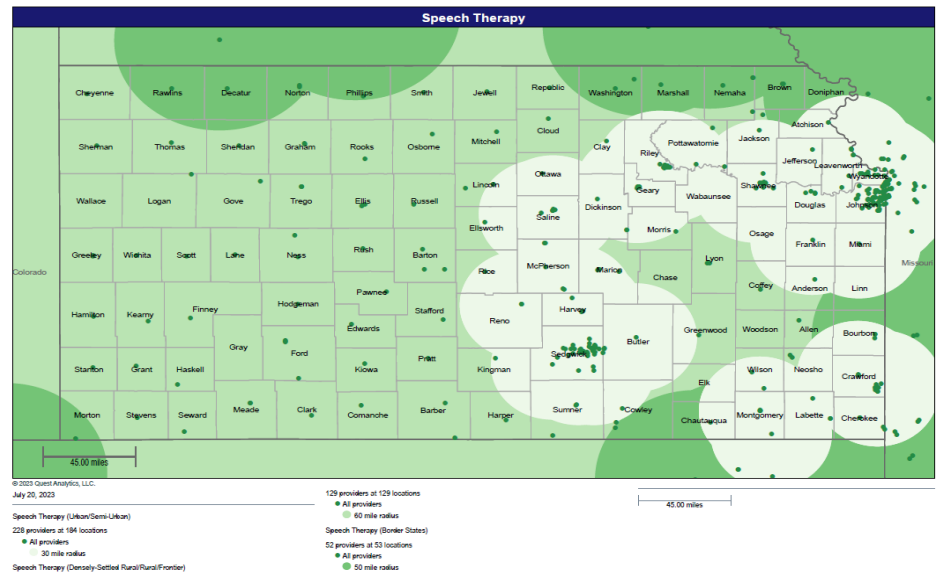
### Aetna Better Health



### Sunflower Health Plan



### UnitedHealthcare



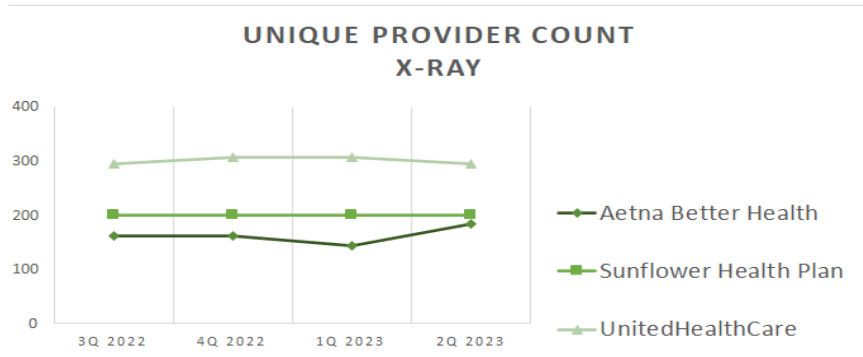


## Ancillary Services

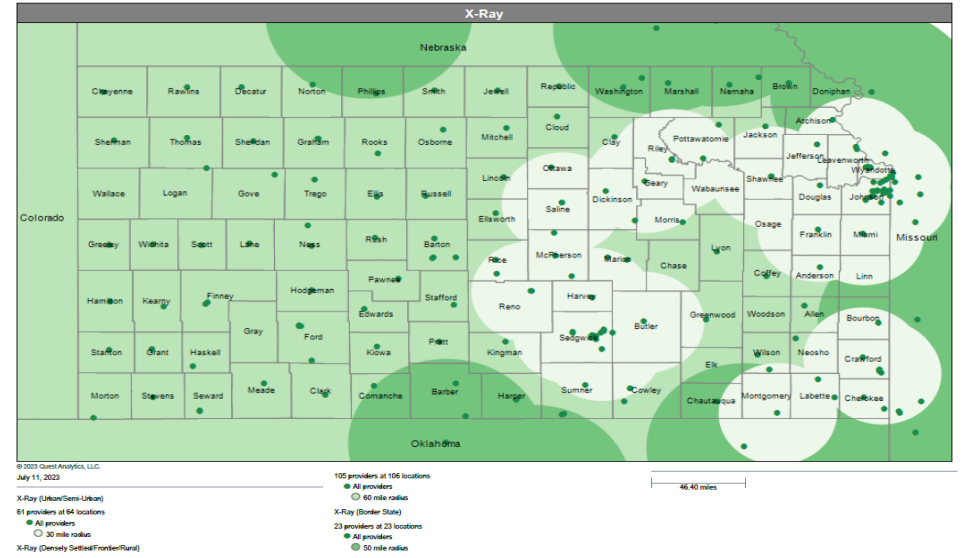
### X-Ray

#### Quarterly Unique Provider Count

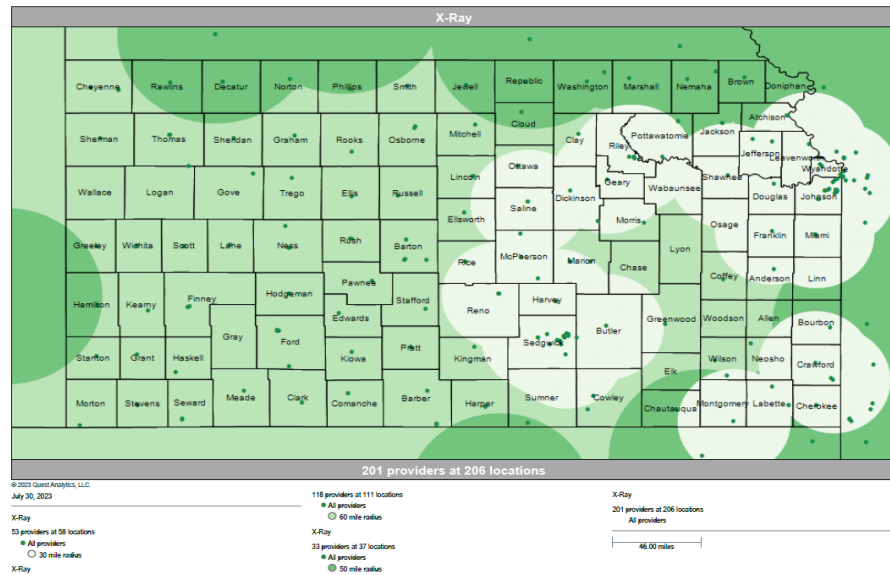
	3Q 2022	4Q 2022	1Q 2023	2Q 2023
Aetna Better Health	161	161	143	184
Sunflower Health Plan	201	201	201	201
UnitedHealthCare	295	307	307	295



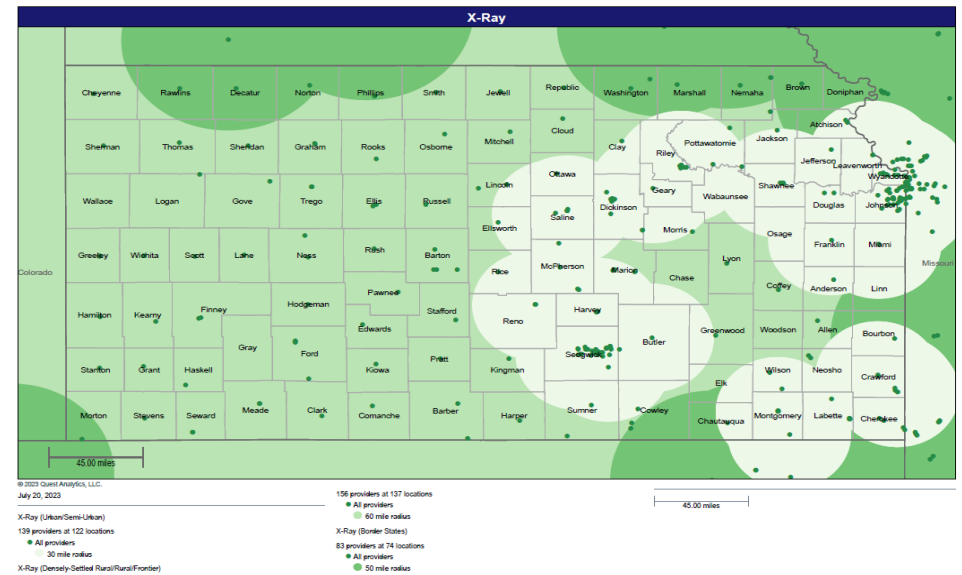
#### Aetna Better Health



#### Sunflower Health Plan



#### UnitedHealthcare



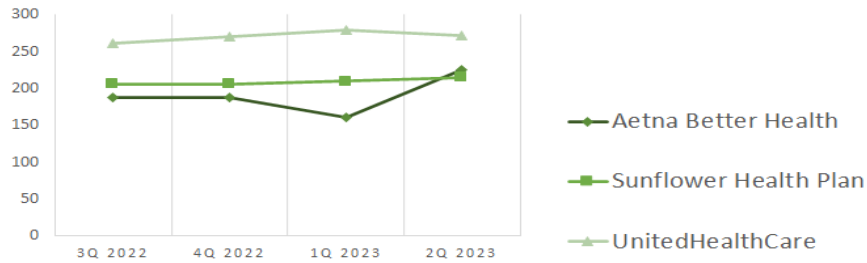
## Ancillary Services

### Laboratory Services

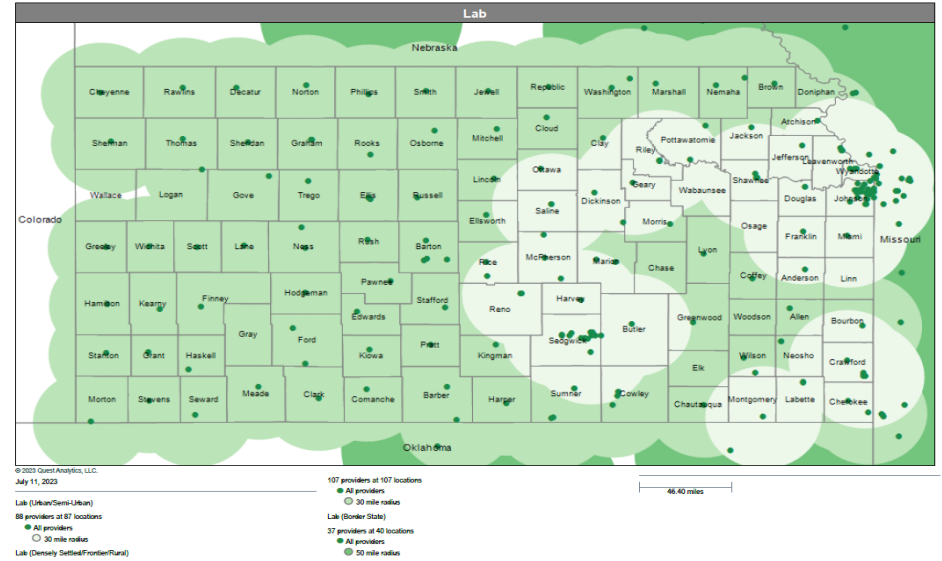
#### Quarterly Unique Provider Count

	3Q 2022	4Q 2022	1Q 2023	2Q 2023
Aetna Better Health	188	187	161	225
Sunflower Health Plan	206	206	209	214
UnitedHealthCare	261	269	278	271

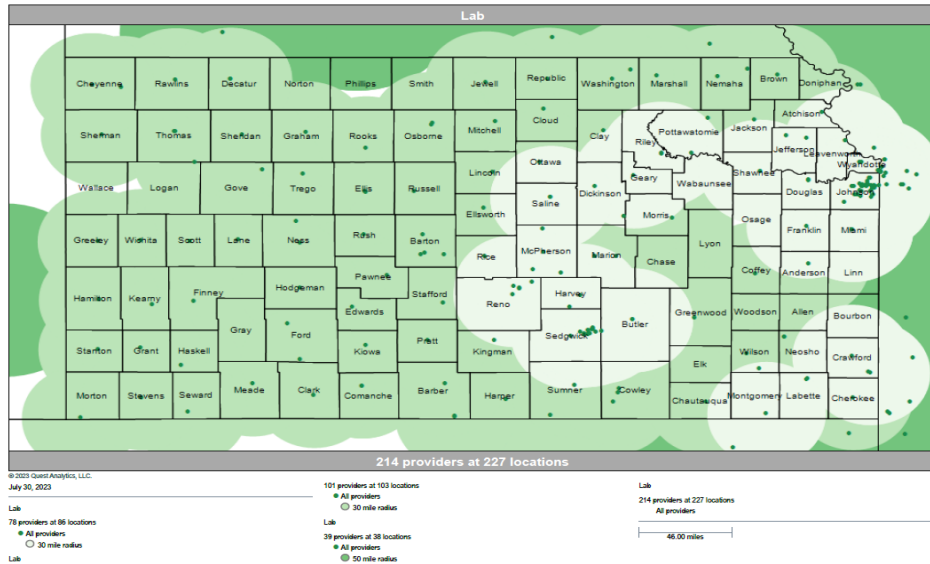
#### UNIQUE PROVIDER COUNT LABORATORY



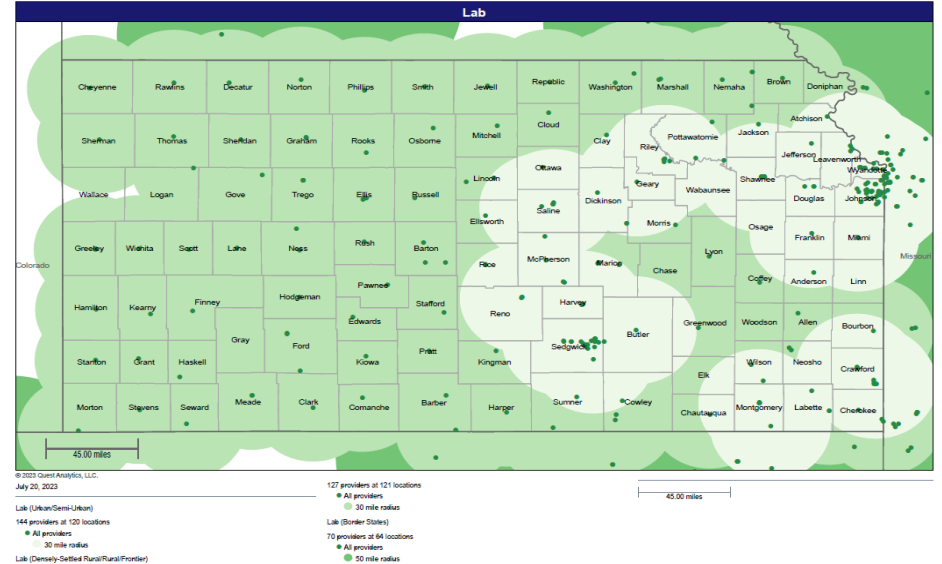
### Aetna Better Health



### Sunflower Health Plan



### UnitedHealthcare

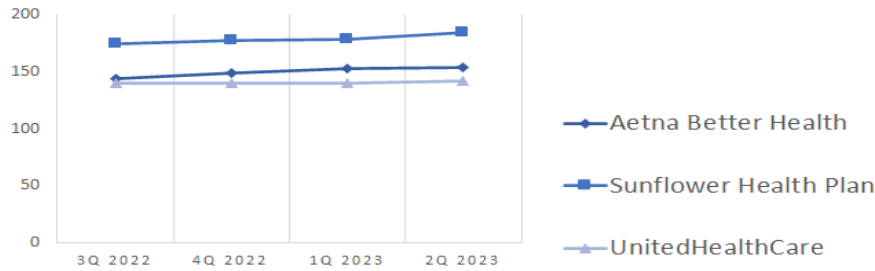


## HCBS Adult Day Care

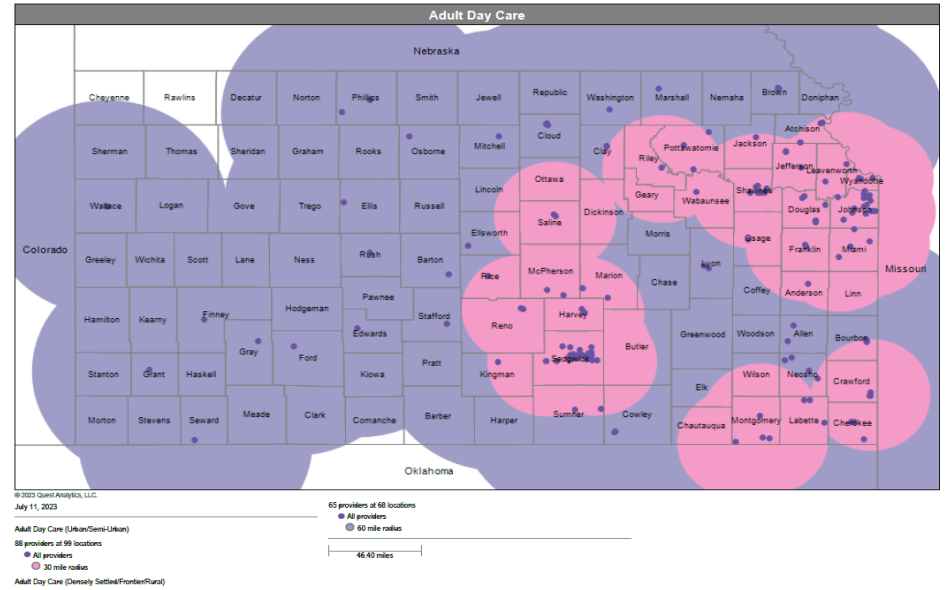
### Quarterly Unique Provider Count

	3Q 2022	4Q 2022	1Q 2023	2Q 2023
Aetna Better Health	143	148	152	153
Sunflower Health Plan	174	177	178	184
UnitedHealthCare	140	140	140	142

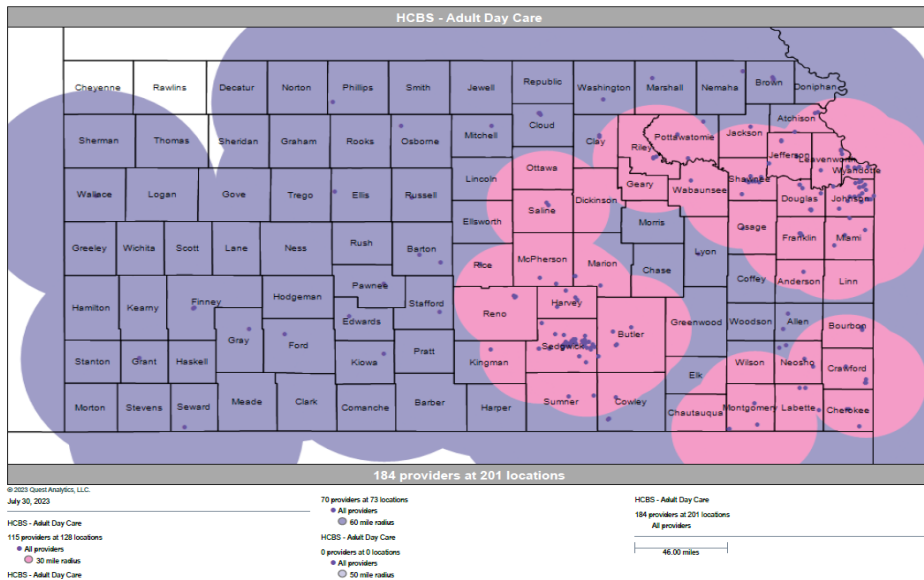
**UNIQUE PROVIDER COUNT  
HCBS ADULT DAY CARE**



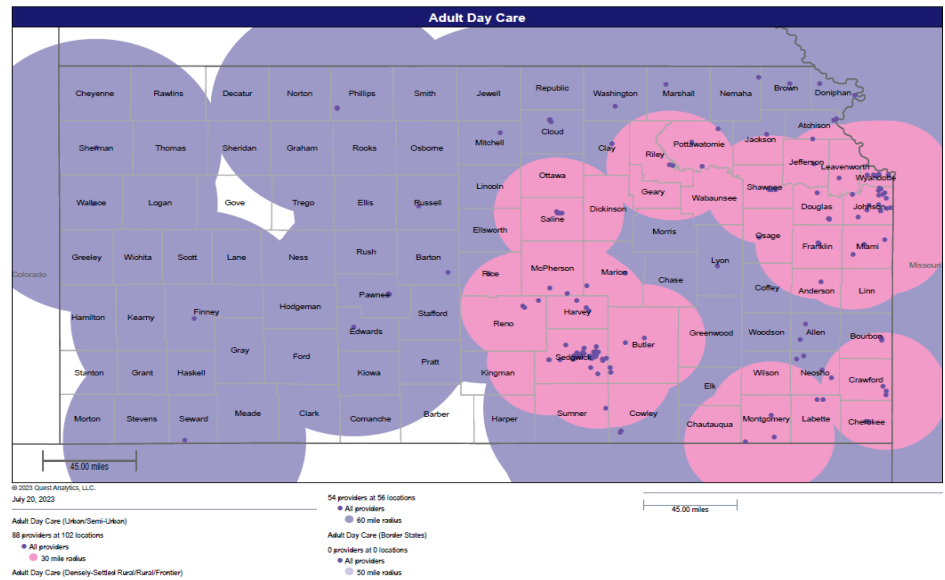
## Aetna Better Health



## Sunflower Health Plan



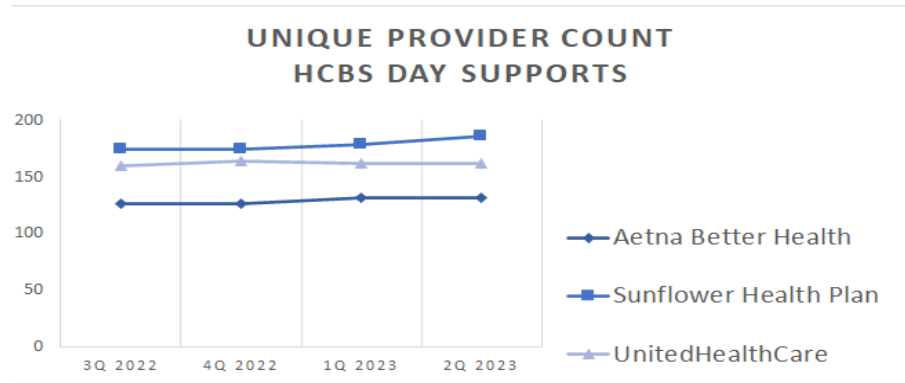
## UnitedHealthCare



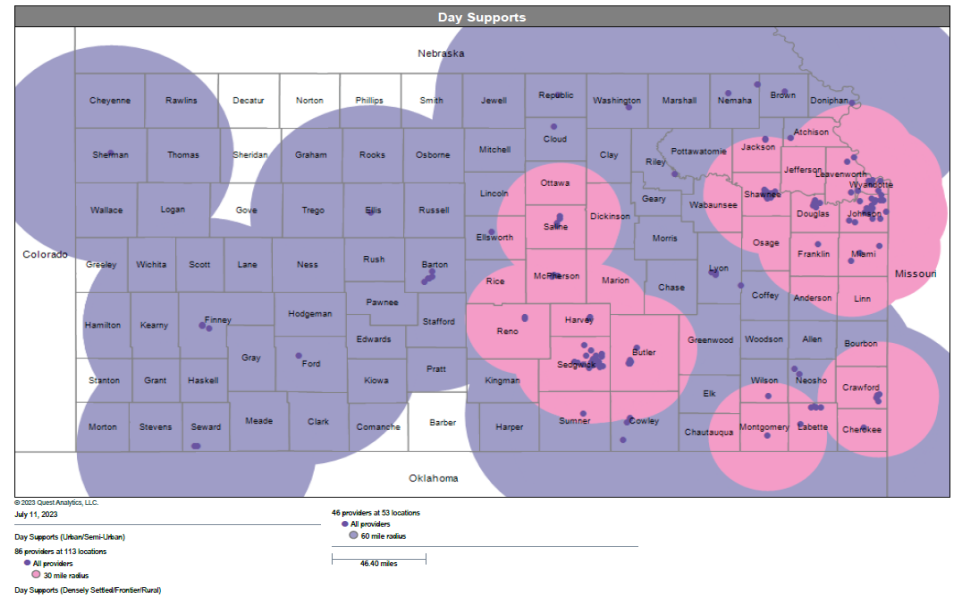
## HCBS Day Supports

### Quarterly Unique Provider Count

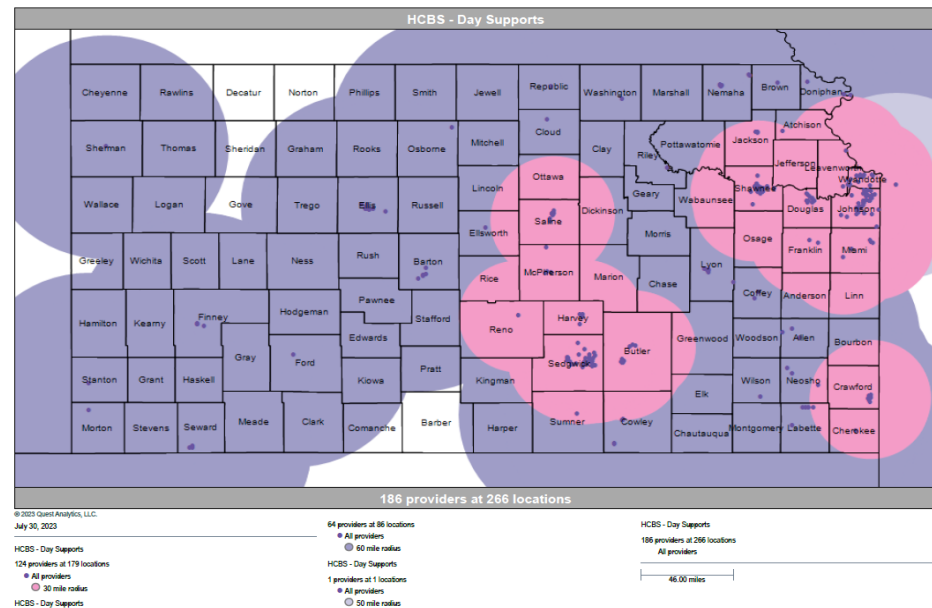
	3Q 2022	4Q 2022	1Q 2023	2Q 2023
Aetna Better Health	126	126	131	131
Sunflower Health Plan	174	174	178	186
UnitedHealthCare	160	164	162	162



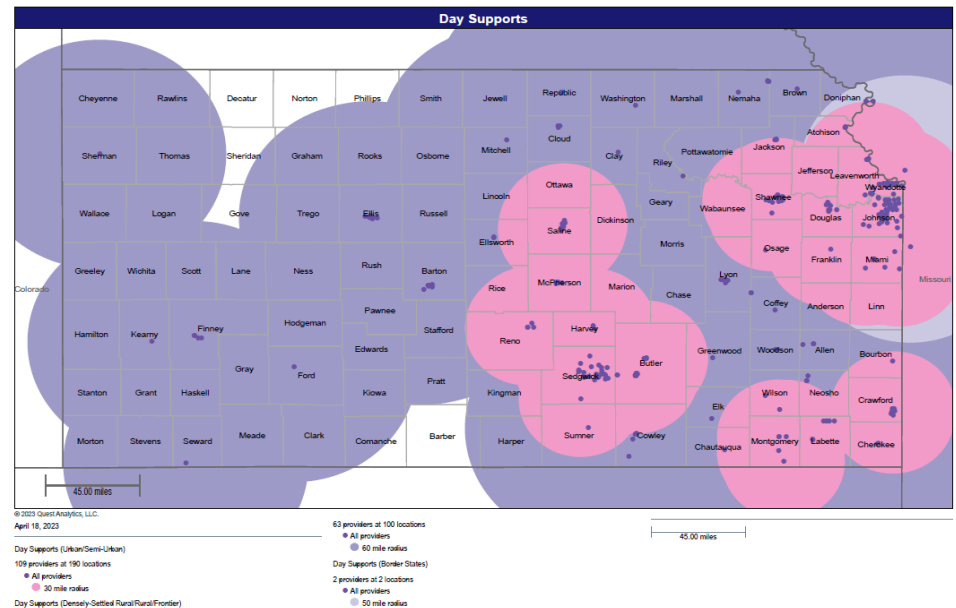
## Aetna Better Health



## Sunflower Health Plan



## UnitedHealthcare





## KanCare Managed Care Organization

Network Access As of July 1, 2023

### Description of Provider Types and Specialties

Provider Type/Specialty	Description
Primary Care Provider (PCP)	<p>All KanCare members will select or be assigned to a PCP. The KanCare MCOs contract with PCPs to provide, to their members, primary care services including:</p> <ul style="list-style-type: none"> <li>• Basic diagnosis and treatment of common illnesses and medical conditions</li> <li>• Counseling and education on safe health behaviors, self-care skills, treatment options, and preventive services</li> <li>• Referrals to specialists for treatment and management of more complex conditions</li> </ul> <p>Family practitioners, general practitioners, internists, pediatricians, OB/GYNs, and other types of providers contracted to fulfill this purpose, may function as PCPs. In addition, physician assistants and nurse practitioners supporting the types of physicians listed above may function as PCPs. The access standard for urban and semi-urban counties is that a PCP be available within 20 miles of the member's residence. For rural and frontier counties, a PCP should be available within 30 miles of the member's residence.</p>
Allergy	<p>Allergists are doctors who specialize in diagnosis, treatment and management of allergies, asthma and immunologic disorders. The KanCare MCOs contract with allergists to provide these services to their members. The access standard for urban and semi-urban counties is that an allergist be available within 25 miles of the member's residence. For rural and frontier counties, an allergist should be available within 100 miles of the member's residence.</p>
Cardiology	<p>Cardiologists are doctors who specialize in diagnosing and treating diseases or conditions of the heart and blood vessels—the cardiovascular system. The KanCare MCOs contract with cardiologists and cardiovascular surgeons to provide these services to their members. The access standard for urban and semi-urban counties is that a cardiologist be available within 25 miles of the member's residence. For rural and frontier counties, a cardiologist should be available within 100 miles of the member's residence.</p>
Dermatology	<p>Dermatologists are doctors who specialize in diagnosis, treatment, and prevention of skin diseases or skin cancers. The KanCare MCOs contract with dermatologists to provide these services to their members. The access standard for urban and semi-urban counties is that a dermatologist be available within 25 miles of the member's residence. For rural and frontier counties, a dermatologist should be available within 100 miles of the member's residence.</p>
Internal Medicine	<p>Physicians specializing in internal medicine, internists, deal with the prevention, diagnosis, and treatment of adult diseases. The access standard for urban and semi-urban counties is that an internist be available within 25 miles of the member's residence. For rural and frontier counties, an internist should be available within 100 miles of the member's residence.</p>
Gastroenterology	<p>Gastroenterologists are doctors who specialize in diseases of the digestive tract. The KanCare MCOs contract with gastroenterologists to provide these services to their members. The access standard for urban and semi-urban counties is that a gastroenterologist be available within 25 miles of the member's residence. For rural and frontier counties, a gastroenterologist should be available within 100 miles of the member's residence.</p>
General Surgery	<p>A general surgeon is a physician who has been educated and trained in the diagnosis and preoperative, operative, and postoperative management of patient care. The KanCare MCOs contract with general surgeons to provide these services to their members. The access standard for urban and semi-urban counties is that a general surgeon be available within 25 miles of the member's residence. For rural and frontier counties, a general surgeon should be available within 100 miles of the member's residence.</p>
Hematology/Oncology	<p>Hematologists are doctors who specialize in diagnosis, treatment, and management of blood disorders. The KanCare MCOs contract with hematologists to provide these services to their members. The access standard for urban and semi-urban counties is that a hematologist be available within 25 miles of the member's residence. For rural and frontier counties, a hematologist should be available within 100 miles of the member's residence.</p>



## KanCare Managed Care Organization Network Access As of July 1, 2023

Neonatology	Neonatologists are doctors who specialize in the treatment of newborn infants—especially premature and ill infants. The KanCare MCOs contract with neonatologists to provide these services to their members. The access standard for urban and semi-urban counties is that a neonatologist be available within 25 miles of the member’s residence. For rural and frontier counties, a neonatologist should be available within 100 miles of the member’s residence.
Nephrology	Nephrologists are doctors who specialize in diagnosis and management of kidney diseases. The KanCare MCOs contract with nephrologists to provide these services to their members. The access standard for urban and semi-urban counties is that a nephrologist be available within 25 miles of the member’s residence. For rural and frontier counties, a nephrologist should be available within 100 miles of the member’s residence.
Neurology	Neurologists are doctors who specialize in diagnosis and treatment of disorders of the nervous system. The KanCare MCOs contract with neurologists to provide these services to their members. The access standard for urban and semi-urban counties is that a neurologist be available within 25 miles of the member’s residence. For rural and frontier counties, a neurologist should be available within 100 miles of the member’s residence.
Neurosurgery	Neurosurgeons are doctors who specialize in brain and spinal surgery. The KanCare MCOs contract with neurosurgeons to provide these services to their members. The access standard for urban and semi-urban counties is that a neurosurgeon be available within 25 miles of the member’s residence. For rural and frontier counties, a neurosurgeon should be available within 100 miles of the member’s residence.
OB/GYN	An obstetrician/gynecologist (OB/GYN) is a physician who both delivers babies and treats diseases of the female reproductive organs. The KanCare MCOs contract with OB/GYNs, including specialists in maternal fetal medicine and certified nurse midwives, to provide these services to their members. The access standard for urban and semi-urban counties is that an OB/GYN be available within 15 miles of the member’s residence. For rural and frontier counties, an OB/GYN should be available within 60 miles of the member’s residence.
Ophthalmology	An ophthalmologist is a physician specializing in medical and surgical eye problems. Since ophthalmologists perform operations on eyes, they are both surgical and medical specialists. The KanCare MCOs contract with ophthalmologists to provide these services to their members. The access standard for urban and semi-urban counties is that an ophthalmologist be available within 25 miles of the member’s residence. For rural and frontier counties, an ophthalmologist should be available within 100 miles of the member’s residence.
Orthopedics	Orthopedists are doctors who specialize in disorders of the bones, ligaments, tendons and joints. The KanCare MCOs contract with orthopedists to provide these services to their members. The access standard for urban and semi-urban counties is that an orthopedist be available within 25 miles of the member’s residence. For rural and frontier counties, an orthopedist should be available within 100 miles of the member’s residence.
Otolaryngology	An otolaryngologist is a physician who specializes in the diagnosis and treatment of disorders of the head and neck. This specialty is more commonly known as ENT (ear, nose, and throat). The access standard for urban and semi-urban counties is that an otolaryngologist be available within 25 miles of the member’s residence. For rural and frontier counties, an otolaryngologist should be available within 100 miles of the member’s residence.
Physical Medicine/Rehab	Physical medicine and rehabilitation is an area of medicine that strives to restore and enhance function and quality of life to those with physical impairments or disabilities. A physician in this field, a physiatrist, specializes in restoring function to people with injuries to the muscles, bones, tissues, and nervous system (such as stroke patients). The access standard for urban and semi-urban counties is that a physiatrist be available within 25 miles of the member’s residence. For rural and frontier counties, a physiatrist should be available within 100 miles of the member’s residence.
Plastic & Reconstructive Surgery	A plastic surgeon specializes in the correction or restoration of form and function. Although cosmetic surgery is the most well-known type of plastic surgery, most plastic surgery is not cosmetic. Plastic surgeons deal with reconstructive surgery as well as the treatment of burns. The access standard for urban and semi-urban counties is that a plastic surgeon be available within 25 miles of the member’s residence. For rural and frontier counties, a plastic surgeon should be available within 100 miles of the member’s residence.



## KanCare Managed Care Organization Network Access As of July 1, 2023

Podiatry	A podiatrist is a physician who specializes in the diagnosis and treatment of disorders of the foot, ankle, and lower extremities. The access standard for urban and semi-urban counties is that a podiatrist be available within 25 miles of the member's residence. For rural and frontier counties, a podiatrist should be available within 100 miles of the member's residence.
Psychiatrist	A psychiatrist is a physician who specializes in the prevention, diagnosis, and treatment of mental, addictive, and emotional disorders. The KanCare MCOs contract with psychiatrists to provide these services to their members. The access standard for urban and semi-urban counties is that a psychiatrist be available within 15 miles of the member's residence. For rural and frontier counties, a psychiatrist should be available within 60 miles of the member's residence.
Pulmonary Disease	A pulmonologist is a physician who diagnoses and treats diseases and conditions of the lungs and chest. Pulmonology often involves managing patients who need life support and mechanical ventilation. The access standard for urban and semi-urban counties is that a pulmonologist be available within 25 miles of the member's residence. For rural and frontier counties, a pulmonologist should be available within 100 miles of the member's residence.
Urology	Urology focuses on the urinary tract in males and females, and on the reproductive system in males. Urologists diagnose, treat, and manage patients with urological disorders. The organs covered by urology include the kidneys, ureters, urethra, urinary bladder, adrenal gland and the male reproductive organs. The access standard for urban and semi-urban counties is that a urologist be available within 25 miles of the member's residence. For rural and frontier counties, a urologist should be available within 100 miles of the member's residence.
Hospital	Hospitals are healthcare institutions that provide patient treatment by specialized staff and equipment. Hospitals most commonly provide overnight stays for people with serious or life threatening health problems, emergency care, and surgical care. The KanCare MCOs contract with hospitals to provide these services to their members. The access standard for both urban and rural counties is that a hospital be available within 30 miles of the member's residence.
Optometry	An optometrist is a health care professional who is licensed to provide primary eye care services. The KanCare MCOs contract with optometrists to provide these services to their members. The access standard for both urban and rural counties is that an optometrist be available within 30 minutes transport time of the member's residence. The plans have used 30 miles as a proxy for 30 minutes transport time.
Dental Primary Care	Dental primary care includes dental procedures or protocols that attempt to preserve oral hard tissues (teeth) and soft tissues (gums) in good health. Common examples of services include checkups, cleanings, fluoride treatment and sealants. The KanCare MCOs contract with dental providers, including general dentistry practitioners and pediatric dentists, to provide primary dental care services to their members. The access standard for urban and semi-urban counties is that dental primary care be available within 20 miles of the member's residence. For rural and frontier counties, dental primary care should be available within 30 miles of the member's residence.
Retail Pharmacy	Retail pharmacists are medical professionals who prepare and sell prescription drugs as directed by physicians. Pharmacists use their knowledge and training to counsel customers on the appropriate dosages as well as provide instructions concerning the safety of combining certain medications. The KanCare MCOs contract with retail pharmacies to provide these services to their members. The access standard for urban and semi-urban counties is that a retail pharmacy be available within 10 miles of the member's residence. For rural and frontier counties, a retail pharmacy should be available within 30 miles of the member's residence.
Behavioral Health	Behavioral healthcare refers to a continuum of services for individuals at risk of, or suffering from, mental, behavioral, or addictive disorders. The KanCare MCOs contract with behavioral health providers, including mental health and substance use disorder providers, to offer these services to their members. The access standard for urban and semi-urban counties is that behavioral health services be available within 30 miles of the member's residence. For densely-settled rural counties, behavioral health services should be available within 45 miles of the member's residence. For rural and frontier counties, behavioral health services should be available within 60 miles of the member's residence. The KanCare MCOs were instructed to exclude Community Mental Health Centers (CMHCs), Psychiatric Residential Treatment Facilities (PRTFs), and Regional Alcohol and Drug Assessment Centers (RADACs) when creating these maps, as all of these providers must be in network for all plans due to the nature of service they provide.



KanCare Managed Care Organization  
 Mapped Provider Count Report  
*Aetna Better Health*

Provider Specialty Type	# Unique Providers	# Unique Locations	URBAN & SEMI-URBAN		RURAL & FRONTIER	
			Percent of Members within Access Standard	Mean Distance from Member to Provider Type	Percent of Members within Access Standard	Mean Distance from Member to Provider Type
<b>Primary Care Physicians</b>			<i>20 MILES / 40 MINUTES</i>		<i>30 MILES / 45 MINUTES</i>	
Adult Primary Care Providers	2659	991	100.0%	1.4	100.0%	3.6
Pediatric Primary Care Providers	3238	1014	100.0%	1.5	100.0%	3.8
<b>OB/GYN</b>			<i>15 MILES / 30 MINUTES</i>		<i>60 MILES / 90 MINUTES</i>	
OB/GYN	618	571	100.0%	2.4	100.0%	8.5
<b>Behavioral Health</b>			<i>30 MILES / 60 MINUTES</i>		<i>60 MILES / 90 MINUTES</i>	
Adult Behavioral Health	4318	1344	100.0%	1.2	100.0%	5.0
Pediatric Behavioral Health	5522	1374	100.0%	1.3	100.0%	5.3
<b>Specialist</b>			<i>30 MILES / 60 MINUTES</i>		<i>90 MILES / 135 MINUTES</i>	
<b>ADULT SPECIALIST</b>			<i>30 MILES / 60 MINUTES</i>		<i>90 MILES / 135 MINUTES</i>	
Allergy	54	207	99.7%	4.9	100.0%	29.7
Cardiology	597	559	100.0%	2.1	100.0%	9.7
Dermatology	80	233	100.0%	3.4	100.0%	16.8
Gastroenterology	177	360	100.0%	2.4	100.0%	14.8
General Surgery	576	635	100.0%	2.3	100.0%	6.2
Hematology/Oncology	276	432	100.0%	2.3	100.0%	11.9
Nephrology	160	336	100.0%	3.0	100.0%	18.3
Neurology	423	501	100.0%	2.4	100.0%	10.7
Ophthalmology	145	184	100.0%	3.2	100.0%	23.3
Orthopedics	391	511	100.0%	2.4	100.0%	8.7
Otolaryngology	164	271	100.0%	3.6	100.0%	24.2
Physical Medicine/Rehab	126	288	100.0%	3.8	94.0%	35.3
Plastic and Reconstructive Surgery	81	328	100.0%	3.7	92.4%	39.3
Podiatry	78	103	100.0%	5.8	100.0%	21.7
Psychiatrist	649	614	100.0%	1.7	100.0%	6.3
NOTE: The standard for this specialty differs from other specialties in this group.			<i>15 MILES / 30 MINUTES</i> ↑		<i>60 MILES / 90 MINUTES</i> ↑	
Pulmonary Disease	263	461	100.0%	2.3	100.0%	18.0
Urology	137	286	100.0%	3.7	99.8%	19.2





KanCare Managed Care Organization  
 Mapped Provider Count Report  
*Aetna Better Health*

Provider Specialty Type	# Unique Providers	# Unique Locations	URBAN & SEMI-URBAN		RURAL & FRONTIER	
			Percent of Members within Access Standard	Mean Distance from Member to Provider Type	Percent of Members within Access Standard	Mean Distance from Member to Provider Type
<b>PEDIATRIC SPECIALIST</b>			<b>30 MILES / 60 MINUTES</b>		<b>90 MILES / 135 MINUTES</b>	
Allergy	54	208	99.7%	4.9	100.0%	35.4
Cardiology	596	560	100.0%	2.3	100.0%	10.3
Dermatology	80	237	100.0%	3.6	100.0%	16.4
Gastroenterology	177	363	100.0%	2.6	100.0%	14.8
General Surgery	575	633	100.0%	2.5	100.0%	6.7
Hematology/Oncology	275	432	100.0%	2.5	100.0%	12.6
Neonatology	56	121	100.0%	6.3	84.5%	63.0
Nephrology	159	332	100.0%	3.3	100.0%	19.4
Neurology	423	504	100.0%	2.5	100.0%	11.7
Ophthalmology	145	184	100.0%	3.4	100.0%	26.4
Orthopedics	391	503	100.0%	2.6	100.0%	9.1
Otolaryngology	165	268	100.0%	3.8	100.0%	27.9
Physical Medicine/Rehab	126	289	100.0%	4.0	89.4%	46.7
Plastic and Reconstructive Surgery	81	327	100.0%	3.8	87.0%	50.9
Podiatry	78	105	100.0%	5.9	100.0%	22.9
Psychiatrist	649	615	100.0%	1.9	100.0%	6.8
NOTE: The standard for this specialty differs from other specialties in this group.			15 MILES / 30 MINUTES ↑		60 MILES / 90 MINUTES ↑	
Pulmonary Disease	263	464	100.0%	2.4	100.0%	22.0
Urology	137	283	100.0%	3.9	99.6%	18.6
<b>Hospital</b>			<b>30 MILES / 60 MINUTES</b>		<b>60 MILES / 90 MINUTES</b>	
Hospital	164	172	100.0%	4.3	100.0%	6.0
<b>Pharmacy</b>			<b>10 MILES / 20 MINUTES</b>		<b>30 MILES / 45 MINUTES</b>	
Pharmacy	700	693	99.9%	1.6	100.0%	4.0
<b>Vision</b>			<b>30 MILES / 60 MINUTES</b>		<b>60 MILES / 90 MINUTES</b>	
Optometry	410	304	100.0%	2.0	100.0%	8.5
<b>Dental</b>			<b>20 MILES / 40 MINUTES</b>		<b>30 MILES / 45 MINUTES</b>	
Adult Dental Primary Care	322	226	100.0%	2.6	98.1%	9.0
Pediatric Dental Primary Care	378	254	100.0%	2.6	97.8%	8.9



KanCare Managed Care Organization  
 Mapped Provider Count Report  
*Aetna Better Health*

			URBAN & SEMI-URBAN		RURAL & FRONTIER	
Provider Specialty Type	# Unique Providers	# Unique Locations	Percent of Members within Access Standard	Mean Distance from Member to Provider Type	Percent of Members within Access Standard	Mean Distance from Member to Provider Type
<b>Ancillary Services</b>			<i>30 MILES / 60 MINUTES</i>		<i>60 MILES / 90 MINUTES</i>	
Physical Therapy	781	278	100.0%	3.2	100.0%	13.2
Occupational Therapy	298	157	100.0%	3.7	94.1%	30.2
Speech Therapy	267	148	100.0%	5.0	92.8%	32.9
X-Ray	184	193	100.0%	4.1	100.0%	5.8
Lab	225	234	100.0%	4.0	100.0%	5.9
NOTE: The standard for this specialty differs from other specialties in this group.					<i>30 MILES / 60 MINUTES</i> ↑	
			URBAN & SEMI-URBAN <i>30 MILES / 60 MINUTES</i>		RURAL & FRONTIER <i>60 MILES / 100 MINUTES</i>	
Provider Specialty Type	# Unique Providers	# Unique Locations	Percent of Members within Access Standard	Mean Distance from Member to Specialist	Percent of Members within Access Standard	Mean Distance from Member to Specialist
<b>Adult Day Care PT 55/PS 410/PC S5101 &amp; S5102</b>						
FE Waiver Providers	153	167	100.0%	3.3	100.0%	12.8
<b>Day Supports PT 55/PS 520/PC T2021</b>						
IDD Waiver Providers	131	166	100.0%	2.4	100.0%	17.0



KanCare Managed Care Organization  
 Mapped Provider Count Report  
*Sunflower State Health Plan*

Provider Specialty Type	# Unique Providers	# Unique Locations	URBAN & SEMI-URBAN		RURAL & FRONTIER	
			Percent of Members within Access Standard	Mean Distance from Member to Provider Type	Percent of Members within Access Standard	Mean Distance from Member to Provider Type
<b>Primary Care Physicians</b>			<i>20 MILES / 40 MINUTES</i>		<i>30 MILES / 45 MINUTES</i>	
Adult Primary Care Providers	3,567	1,421	100.0%	1.3	100.0%	3.1
Pediatric Primary Care Providers	4,346	1,469	100.0%	1.4	100.0%	3.0
<b>OB/GYN</b>			<i>15 MILES / 30 MINUTES</i>		<i>60 MILES / 90 MINUTES</i>	
OB/GYN	495	308	99.9%	2.6	97.7%	15.5
<b>Behavioral Health</b>			<i>30 MILES / 60 MINUTES</i>		<i>60 MILES / 90 MINUTES</i>	
Adult Behavioral Health	3,067	1,289	100.0%	1.2	100.0%	5.3
Pediatric Behavioral Health	4,333	1,326	100.0%	1.2	100.0%	5.6
<b>Specialist</b>			<i>30 MILES / 60 MINUTES</i>		<i>90 MILES / 135 MINUTES</i>	
<b>ADULT SPECIALIST</b>			<i>30 MILES / 60 MINUTES</i>		<i>90 MILES / 135 MINUTES</i>	
Allergy	35	32	99.1%	7.6	100.0%	37.6
Cardiology	435	233	100.0%	3.3	100.0%	16.1
Dermatology	52	55	99.9%	9.1	95.7%	43.6
Gastroenterology	124	91	100.0%	5.9	96.1%	42.0
General Surgery	399	345	100.0%	3.5	100.0%	6.2
Hematology/Oncology	177	84	99.9%	5.1	100.0%	27.7
Nephrology	112	77	100.0%	6.8	100.0%	28.1
Neurology	312	193	100.0%	4.3	100.0%	22.3
Ophthalmology	134	173	100.0%	3.3	100.0%	17.1
Orthopedics	289	237	100.0%	3.7	100.0%	9.7
Otolaryngology	127	109	100.0%	6.7	100.0%	29.5
Physical Medicine/Rehab	71	74	100.0%	6.0	99.3%	33.7
Plastic and Reconstructive Surgery	47	50	91.8%	12.0	93.9%	53.9
Podiatry	65	106	100.0%	5.5	100.0%	24.9
Psychiatrist*	525	392	99.9%	2.1	99.9%	10.3
*NOTE: The standard for this specialty differs from other specialties in this group.			<i>15 MILES / 30 MINUTES</i>		<i>60 MILES / 90 MINUTES</i>	
Pulmonary Disease	217	128	100.0%	4.9	100.0%	23.3
Urology	107	108	100.0%	6.6	99.7%	23.4



KanCare Managed Care Organization  
 Mapped Provider Count Report  
 Sunflower State Health Plan

Provider Specialty Type	# Unique Providers	# Unique Locations	URBAN & SEMI-URBAN		RURAL & FRONTIER	
			Percent of Members within Access Standard	Mean Distance from Member to Provider Type	Percent of Members within Access Standard	Mean Distance from Member to Provider Type
<b>PEDIATRIC SPECIALIST</b>			<i>30 MILES / 60 MINUTES</i>		<i>90 MILES / 135 MINUTES</i>	
Allergy	35	33	99.2%	7.5	100.0%	40.0
Cardiology	436	235	100.0%	3.5	100.0%	16.8
Dermatology	53	56	99.9%	8.3	95.5%	44.9
Gastroenterology	124	91	100.0%	5.9	93.6%	46.9
General Surgery	402	345	100.0%	3.8	100.0%	6.3
Hematology/Oncology	177	84	99.9%	5.5	100.0%	28.8
Neonatology	79	22	89.1%	15.3	67.7%	95.8
Nephrology	112	79	100.0%	6.6	100.0%	27.5
Neurology	314	194	100.0%	4.5	100.0%	24.3
Ophthalmology	134	173	100.0%	3.4	100.0%	19.7
Orthopedics	291	239	100.0%	4.0	100.0%	9.9
Otolaryngology	127	109	100.0%	6.1	100.0%	31.5
Physical Medicine/Rehab	71	74	100.0%	6.0	99.2%	35.0
Plastic and Reconstructive Surgery	47	50	92.2%	11.8	90.6%	60.1
Podiatry	67	106	100.0%	5.5	100.0%	26.0
Psychiatrist*	528	392	99.9%	2.2	99.9%	10.6
*NOTE: The standard for this specialty differs from other specialties in this group.			<i>15 MILES / 30 MINUTES</i>		<i>60 MILES / 90 MINUTES</i>	
Pulmonary Disease	219	131	100.0%	5.1	100.0%	25.3
Urology	107	108	100.0%	6.7	99.7%	23.1
<b>Hospital</b>			<i>30 MILES / 60 MINUTES</i>		<i>60 MILES / 90 MINUTES</i>	
Hospital	281	333	100.0%	3.3	100.0%	5.3
<b>Pharmacy</b>			<i>10 MILES / 20 MINUTES</i>		<i>30 MILES / 45 MINUTES</i>	
Pharmacy	623	613	99.8%	1.5	100.0%	4.0
<b>Vision</b>			<i>30 MILES / 60 MINUTES</i>		<i>60 MILES / 90 MINUTES</i>	
Optometry	465	410	100.0%	1.8	100.0%	6.6
<b>Dental</b>			<i>20 MILES / 40 MINUTES</i>		<i>30 MILES / 45 MINUTES</i>	
Adult Dental Primary Care	323	266	100.0%	2.8	99.9%	8.2
Pediatric Dental Primary Care	226	151	100.0%	3.2	88.8%	18.2



KanCare Managed Care Organization  
 Mapped Provider Count Report  
 Sunflower State Health Plan

Provider Specialty Type	# Unique Providers	# Unique Locations	URBAN & SEMI-URBAN		RURAL & FRONTIER	
			Percent of Members within Access Standard	Mean Distance from Member to Provider Type	Percent of Members within Access Standard	Mean Distance from Member to Provider Type
<b>Ancillary Services</b>			<i>30 MILES / 60 MINUTES</i>		<i>60 MILES / 90 MINUTES</i>	
Physical Therapy	831	445	100.0%	2.3	100.0%	4.8
Occupational Therapy	358	278	100.0%	2.6	100.0%	8.1
Speech Therapy	293	204	100.0%	3.2	100.0%	19.5
X-Ray	201	206	100.0%	4.1	100.0%	8.2
Lab*	214	227	100.0%	4.1	100.0%	8.8
*NOTE: The standard for this specialty differs from other specialties in this group.					<i>30 MILES / 60 MINUTES</i>	

Provider Specialty Type	# Unique Providers	# Unique Locations	URBAN & SEMI-URBAN		RURAL & FRONTIER	
			Percent of Members within Access Standard	Mean Distance from Member to Specialist	Percent of Members within Access Standard	Mean Distance from Member to Specialist
<b>Adult Day Care PT 55/PS 410/PC S5101 &amp; S5102</b>			<i>30 MILES / 60 MINUTES</i>		<i>60 MILES / 100 MINUTES</i>	
FE Waiver Providers	184	201	100.0%	2.0	100.0%	10.1
<b>Day Supports PT 55/PS 520/PC T2021</b>			<i>30 MILES / 60 MINUTES</i>		<i>60 MILES / 100 MINUTES</i>	
IDD Waiver Providers	186	266	100.0%	2.3	100.0%	9.7



KanCare Managed Care Organization  
 Mapped Provider Count Report  
 United HealthCare

Provider Specialty Type	# Unique Providers	# Unique Locations	URBAN & SEMI-URBAN		RURAL & FRONTIER	
			Percent of Members within Access Standard	Mean Distance from Member to Provider Type	Percent of Members within Access Standard	Mean Distance from Member to Provider Type
<b>Primary Care Physicians</b>			<i>20 MILES / 40 MINUTES</i>		<i>30 MILES / 45 MINUTES</i>	
Adult Primary Care Providers	3711	1158	100.0%	1.0	100.0%	2.0
Pediatric Primary Care Providers	3937	1166	100.0%	1.0	100.0%	2.2
<b>OB/GYN</b>			<i>15 MILES / 30 MINUTES</i>		<i>60 MILES / 90 MINUTES</i>	
OB/GYN	328	204	99.9%	2.6	99.9%	11.8
<b>Behavioral Health</b>			<i>30 MILES / 60 MINUTES</i>		<i>60 MILES / 90 MINUTES</i>	
Adult Behavioral Health	3772	1465	100.0%	0.8	100.0%	4.0
Pediatric Behavioral Health	4754	1535	100.0%	0.9	100.0%	4.1
<b>Specialist</b>			<i>30 MILES / 60 MINUTES</i>		<i>90 MILES / 135 MINUTES</i>	
<b>ADULT SPECIALIST</b>			<i>30 MILES / 60 MINUTES</i>		<i>90 MILES / 135 MINUTES</i>	
Allergy	30	30	97.7%	6.8	94.4%	53.1
Cardiology	368	206	100.0%	3.2	100.0%	9.8
Dermatology	64	71	98.3%	6.1	99.6%	23.9
Gastroenterology	118	89	100.0%	4.7	95.5%	42.6
General Surgery	328	245	100.0%	2.5	100.0%	6.7
Hematology/Oncology	198	97	100.0%	3.6	100.0%	17.5
Nephrology	79	74	100.0%	4.0	99.6%	24.0
Neurology	228	124	100.0%	4.0	100.0%	17.6
Ophthalmology	122	133	100.0%	2.8	100.0%	16.6
Orthopedics	220	156	100.0%	2.9	100.0%	10.4
Otolaryngology	103	80	100.0%	4.2	100.0%	20.8
Physical Medicine/Rehab	75	101	100.0%	5.1	99.1%	24.1
Plastic and Reconstructive Surgery	46	54	97.3%	8.0	93.0%	53.8
Podiatry	52	73	100.0%	4.5	100.0%	17.8
Psychiatrist	528	466	<b>100.0%</b>	<b>1.6</b>	<b>100.0%</b>	<b>5.6</b>
NOTE: The standard for this specialty differs from other specialties in this group.			<i>15 MILES / 30 MINUTES</i> ↑		<i>60 MILES / 90 MINUTES</i> ↑	
Pulmonary Disease	135	104	100.0%	3.8	100.0%	21.8
Urology	109	100	100.0%	3.5	99.6%	12.5



KanCare Managed Care Organization  
 Mapped Provider Count Report  
*United HealthCare*

Provider Specialty Type	# Unique Providers	# Unique Locations	URBAN & SEMI-URBAN		RURAL & FRONTIER	
			Percent of Members within Access Standard	Mean Distance from Member to Provider Type	Percent of Members within Access Standard	Mean Distance from Member to Provider Type
<b>PEDIATRIC SPECIALIST</b>			<b>30 MILES / 60 MINUTES</b>		<b>90 MILES / 135 MINUTES</b>	
Allergy	29	29	98.2%	6.6	91.9%	60.4
Cardiology	365	203	100.0%	3.1	100.0%	9.7
Dermatology	63	70	98.7%	5.9	99.7%	22.3
Gastroenterology	117	88	100.0%	4.6	93.7%	49.1
General Surgery	327	244	100.0%	2.7	100.0%	6.7
Hematology/Oncology	197	96	100.0%	3.8	100.0%	16.6
Neonatology	60	29	97.8%	8.1	68.6%	87.1
Nephrology	77	73	100.0%	4.0	99.7%	24.3
Neurology	229	124	100.0%	4.0	100.0%	18.0
Ophthalmology	124	140	100.0%	2.9	100.0%	19.1
Orthopedics	219	155	100.0%	3.1	100.0%	10.3
Otolaryngology	103	79	100.0%	4.3	100.0%	24.0
Physical Medicine/Rehab	75	100	100.0%	4.9	99.3%	23.7
Plastic and Reconstructive Surgery	46	54	97.9%	7.5	90.7%	59.8
Podiatry	52	73	100.0%	4.4	100.0%	16.7
Psychiatrist	529	467	<b>100.0%</b>	<b>1.7</b>	<b>100.0%</b>	<b>5.7</b>
NOTE: The standard for this specialty differs from other specialties in this group.			15 MILES / 30 MINUTES ↑		60 MILES / 90 MINUTES ↑	
Pulmonary Disease	134	103	100.0%	3.9	100.0%	22.4
Urology	108	99	100.0%	3.6	99.7%	12.5
<b>Hospital</b>			<b>30 MILES / 60 MINUTES</b>		<b>60 MILES / 90 MINUTES</b>	
Hospital	216	204	100.0%	2.8	100.0%	4.8
<b>Pharmacy</b>			<b>10 MILES / 20 MINUTES</b>		<b>30 MILES / 45 MINUTES</b>	
Pharmacy	692	659	99.9%	1.2	100.0%	3.1
<b>Vision</b>			<b>30 MILES / 60 MINUTES</b>		<b>60 MILES / 90 MINUTES</b>	
Optometry	486	503	100.0%	1.3	100.0%	4.8
<b>Dental</b>			<b>20 MILES / 40 MINUTES</b>		<b>30 MILES / 45 MINUTES</b>	
Adult Dental Primary Care	258	171	100.0%	2.4	97.5%	9.1
Pediatric Dental Primary Care	304	196	100.0%	2.2	98.0%	8.7



KanCare Managed Care Organization  
 Mapped Provider Count Report  
*United HealthCare*

Provider Specialty Type	# Unique Providers	# Unique Locations	URBAN & SEMI-URBAN		RURAL & FRONTIER	
			Percent of Members within Access Standard	Mean Distance from Member to Specialist	Percent of Members within Access Standard	Mean Distance from Member to Specialist
<b>Ancillary Services</b>			<i>30 MILES / 60 MINUTES</i>		<i>60 MILES / 90 MINUTES</i>	
Physical Therapy	804	478	100.0%	1.7	100.0%	4.0
Occupational Therapy	363	351	100.0%	1.9	100.0%	4.4
Speech Therapy	344	313	100.0%	2.2	100.0%	4.6
X-Ray	295	259	100.0%	2.6	100.0%	4.6
Lab	271	241	100.0%	2.7	100.0%	4.7
NOTE: The standard for this specialty differs from other specialties in this group.					<i>30 MILES / 60 MINUTES</i> ↑	
Provider Specialty Type	# Unique Providers	# Unique Locations	URBAN & SEMI-URBAN		RURAL & FRONTIER	
			Percent of Members within Access Standard	Mean Distance from Member to Specialist	Percent of Members within Access Standard	Mean Distance from Member to Specialist
<b>Adult Day Care PT 55/PS 410/PC S5101 &amp; S5102</b>			<i>30 MILES / 60 MINUTES</i>		<i>60 MILES / 100 MINUTES</i>	
FE Waiver Providers	142	158	100.0%	2.1	100.0%	10.6
<b>Day Supports PT 55/PS 520/PC T2021</b>			<i>30 MILES / 60 MINUTES</i>		<i>60 MILES / 100 MINUTES</i>	
IDD Waiver Providers	162	299	100.0%	1.7	100.0%	6.0