



GEO-ACCESS MAPS

For 3rd Quarter, 2021

The following Geo-Access maps are generated by the KanCare Managed Care Organizations (MCOs) each quarter and illustrate the geographical coverage of providers throughout the state for specific provider types. The format for the maps has been updated to reflect changes with KanCare 2.0 and in accordance with the Medicaid and CHIP Managed Care Final Rule.

The Geographic Mapping Reports allow KDHE to evaluate the growth of the network, identify gaps in coverage, monitor MCO compliance with the KanCare Network Adequacy Standards, and provide constructive feedback to the MCOs.

The provider categories included in the maps are listed below:

- Adult Primary Care Providers (PCPs)
- Pediatric Primary Care Providers (PCPs)
- OB/GYN
- Adult Behavioral Health (non-waiver)
- Pediatric Behavioral Health (non-waiver)
- Adult Specialists
- Pediatric Specialists
- Hospital
- Pharmacy
- Dental and Vision
- Ancillary Services
- HCBS (fixed-site)

Each map identifies the specialty and—where applicable—population for the service identified. Only providers contracted for the specified service are shown, including providers in border states. Provider service locations are identified on each map as a small dot and colored circles are used to represent the radius in miles from each provider service location (for the identified urban-rural classification). The size of each circle corresponds to distance requirements identified in the network standards.

For each map, a count will display the number of unique providers and locations. In some instances, many providers practice in a single location. Providers may also have multiple practice locations.

The index below identifies the classification indicators used in the maps. For all maps, the following scale is used.



Adult Services

- Urban/Semi-Urban
- Densely Settled/Rural/Frontier
- Border State
- Provider Locations

Pediatric Services

- Urban/Semi-Urban
- Densely Settled/Rural/Frontier
- Border State
- Provider Locations

HCBS Services

- Urban/Semi-Urban
- Densely Settled/Rural/Frontier
- Border State
- Provider Locations

Hospital, Ancillary, Pharmacy, and Vision Services

- Urban/Semi-Urban
- Densely Settled/Rural/Frontier
- Border State
- Provider Locations



KanCare Managed Care Organization
 Mapped Provider Count Report
Aetna Better Health

Provider Specialty Type	# Unique Providers	# Unique Locations	URBAN & SEMI-URBAN		RURAL & FRONTIER	
			Percent of Members within Access Standard	Mean Distance from Member to Provider Type	Percent of Members within Access Standard	Mean Distance from Member to Provider Type
Primary Care Physicians			<i>20 MILES / 40 MINUTES</i>		<i>30 MILES / 45 MINUTES</i>	
Adult Primary Care Providers	2423	750	100.0%	1.5	100.0%	4.2
Pediatric Primary Care Providers	3028	785	100.0%	1.6	100.0%	4.3
OB/GYN			<i>15 MILES / 30 MINUTES</i>		<i>60 MILES / 90 MINUTES</i>	
OB/GYN	488	237	99.9%	3.2	100.0%	14.7
Behavioral Health			<i>30 MILES / 60 MINUTES</i>		<i>60 MILES / 90 MINUTES</i>	
Adult Behavioral Health	3501	1022	100.0%	1.4	100.0%	6.0
Pediatric Behavioral Health	3958	1038	100.0%	1.5	100.0%	6.1
Specialist			<i>30 MILES / 60 MINUTES</i>		<i>90 MILES / 135 MINUTES</i>	
ADULT SPECIALIST			<i>30 MILES / 60 MINUTES</i>		<i>90 MILES / 135 MINUTES</i>	
Allergy	40	46	97.0%	8.2	100.0%	41.3
Cardiology	503	272	100.0%	3.0	100.0%	17.3
Dermatology	57	81	99.8%	7.4	100.0%	22.4
Gastroenterology	139	104	100.0%	7.7	94.7%	50.8
General Surgery	453	297	100.0%	3.2	100.0%	9.0
Hematology/Oncology	249	149	100.0%	4.9	100.0%	24.6
Nephrology	126	102	100.0%	6.3	100.0%	27.1
Neurology	352	180	100.0%	4.4	100.0%	19.9
Ophthalmology	114	89	100.0%	5.7	100.0%	25.2
Orthopedics	292	217	100.0%	3.4	100.0%	12.3
Otolaryngology	133	97	100.0%	5.9	100.0%	27.2
Physical Medicine/Rehab	81	81	100.0%	7.1	82.9%	65.0
Plastic and Reconstructive Surgery	56	86	96.6%	9.9	92.4%	56.4
Podiatry	64	76	100.0%	6.6	100.0%	21.9
Psychiatrist	504	353	100.0%	2.5	100.0%	8.4
NOTE: The standard for this specialty differs from other specialties in this group.			<i>15 MILES / 30 MINUTES</i> ↑		<i>60 MILES / 90 MINUTES</i> ↑	
Pulmonary Disease	210	134	100.0%	5.7	100.0%	27.2
Urology	119	77	100.0%	6.4	99.8%	25.1



KanCare Managed Care Organization
 Mapped Provider Count Report
Aetna Better Health

Provider Specialty Type	# Unique Providers	# Unique Locations	URBAN & SEMI-URBAN		RURAL & FRONTIER	
			Percent of Members within Access Standard	Mean Distance from Member to Provider Type	Percent of Members within Access Standard	Mean Distance from Member to Provider Type
PEDIATRIC SPECIALIST			30 MILES / 60 MINUTES		90 MILES / 135 MINUTES	
Allergy	40	46	97.7%	8.0	100.0%	45.3
Cardiology	503	272	100.0%	3.2	100.0%	16.6
Dermatology	57	81	99.9%	6.9	100.0%	21.5
Gastroenterology	139	104	100.0%	7.6	90.7%	58.7
General Surgery	453	297	100.0%	3.5	100.0%	8.7
Hematology/Oncology	249	149	100.0%	5.1	100.0%	23.0
Neonatology	56	22	94.4%	15.3	66.4%	97.7
Nephrology	126	102	100.0%	6.3	100.0%	29.5
Neurology	352	180	100.0%	4.6	100.0%	21.4
Ophthalmology	114	89	100.0%	5.4	100.0%	27.4
Orthopedics	292	217	100.0%	3.6	100.0%	12.2
Otolaryngology	133	97	100.0%	6.0	100.0%	30.3
Physical Medicine/Rehab	81	81	100.0%	6.8	74.9%	79.8
Plastic and Reconstructive Surgery	56	86	97.2%	9.2	87.1%	66.2
Podiatry	64	76	100.0%	6.6	100.0%	22.9
Psychiatrist	502	352	100.0%	2.7	100.0%	8.5
NOTE: The standard for this specialty differs from other specialties in this group.			15 MILES / 30 MINUTES ↑		60 MILES / 90 MINUTES ↑	
Pulmonary Disease	210	134	100.0%	5.7	100.0%	30.0
Urology	119	77	100.0%	6.7	99.7%	24.3
Hospital			30 MILES / 60 MINUTES		60 MILES / 90 MINUTES	
Hospital	151	156	100.0%	4.3	100.0%	6.7
Pharmacy			10 MILES / 20 MINUTES		30 MILES / 45 MINUTES	
Pharmacy	671	661	99.9%	1.6	100.0%	4.1
Vision			30 MILES / 60 MINUTES		60 MILES / 90 MINUTES	
Optometry	433	300	100.0%	2.0	100.0%	11.6
Dental			20 MILES / 40 MINUTES		30 MILES / 45 MINUTES	
Adult Dental Primary Care	372	233	100.0%	2.6	97.9%	10.0
Pediatric Dental Primary Care	442	263	100.0%	2.6	97.8%	9.7



KanCare Managed Care Organization
 Mapped Provider Count Report
Aetna Better Health

Provider Specialty Type	# Unique Providers	# Unique Locations	URBAN & SEMI-URBAN		RURAL & FRONTIER	
			Percent of Members within Access Standard	Mean Distance from Member to Provider Type	Percent of Members within Access Standard	Mean Distance from Member to Provider Type
Ancillary Services			30 MILES / 60 MINUTES		60 MILES / 90 MINUTES	
Physical Therapy	658	223	100.0%	3.3	100.0%	14.3
Occupational Therapy	221	110	100.0%	4.2	92.7%	30.8
Speech Therapy	195	102	97.5%	6.9	73.1%	55.1
X-Ray	169	172	100.0%	4.1	100.0%	6.7
Lab	194	202	100.0%	4.1	100.0%	6.6
NOTE: The standard for this specialty differs from other specialties in this group.					30 MILES / 60 MINUTES ↑	

Provider Specialty Type	# Unique Providers	# Unique Locations	URBAN & SEMI-URBAN		RURAL & FRONTIER	
			Percent of Members within Access Standard	Mean Distance from Member to Specialist	Percent of Members within Access Standard	Mean Distance from Member to Specialist
Adult Day Care PT 55/PS 410/PC S5101 & S5102			30 MILES / 60 MINUTES		60 MILES / 100 MINUTES	
FE Waiver Providers	128	133	100.0%	4.4	100.0%	13.4
Day Supports PT 55/PS 520/PC T2021			30 MILES / 60 MINUTES		60 MILES / 100 MINUTES	
IDD Waiver Providers	120	137	100.0%	3.6	100.0%	16.9



KanCare Managed Care Organization
 Mapped Provider Count Report
Sunflower State Health Plan

Provider Specialty Type	# Unique Providers	# Unique Locations	URBAN & SEMI-URBAN		RURAL & FRONTIER	
			Percent of Members within Access Standard	Mean Distance from Member to Provider Type	Percent of Members within Access Standard	Mean Distance from Member to Provider Type
Primary Care Physicians			<i>20 MILES / 40 MINUTES</i>		<i>30 MILES / 45 MINUTES</i>	
Adult Primary Care Providers	3,319	1,179	100.0%	1.4	100.0%	3.1
Pediatric Primary Care Providers	4,217	1,220	100.0%	1.4	100.0%	3.2
OB/GYN			<i>15 MILES / 30 MINUTES</i>		<i>60 MILES / 90 MINUTES</i>	
OB/GYN	467	242	99.9%	2.9	100.0%	13.9
Behavioral Health			<i>30 MILES / 60 MINUTES</i>		<i>60 MILES / 90 MINUTES</i>	
Adult Behavioral Health	3,786	1,200	100.0%	1.3	100.0%	5.4
Pediatric Behavioral Health	4,346	1,221	100.0%	1.3	100.0%	5.7
Specialist			<i>30 MILES / 60 MINUTES</i>		<i>90 MILES / 135 MINUTES</i>	
ADULT SPECIALIST			<i>30 MILES / 60 MINUTES</i>		<i>90 MILES / 135 MINUTES</i>	
Allergy	46	47	100.0%	6.6	100.0%	40.0
Cardiology	494	206	100.0%	4.0	100.0%	21.2
Dermatology	135	108	100.0%	5.8	99.9%	33.9
Gastroenterology	133	85	100.0%	6.1	95.2%	45.3
General Surgery	455	270	100.0%	3.4	100.0%	9.6
Hematology/Oncology	226	86	100.0%	5.2	99.8%	27.7
Nephrology	121	69	100.0%	6.3	100.0%	30.1
Neurology	369	157	100.0%	4.6	99.1%	31.1
Ophthalmology	146	175	100.0%	3.0	100.0%	17.7
Orthopedics	299	155	100.0%	3.9	100.0%	13.5
Otolaryngology	123	67	100.0%	5.8	100.0%	32.4
Physical Medicine/Rehab	72	57	100.0%	6.3	90.4%	54.7
Plastic and Reconstructive Surgery	53	45	92.3%	11.3	92.6%	58.4
Podiatry	56	55	97.0%	7.6	100.0%	31.6
Psychiatrist*	594	314	99.9%	2.2	98.8%	14.5
*NOTE: The standard for this specialty differs from other specialties in this group.			<i>15 MILES / 30 MINUTES</i>		<i>60 MILES / 90 MINUTES</i>	
Pulmonary Disease	211	90	100.0%	5.4	94.7%	45.6
Urology	108	78	100.0%	6.2	99.8%	28.8



KanCare Managed Care Organization
 Mapped Provider Count Report
Sunflower State Health Plan

Provider Specialty Type	# Unique Providers	# Unique Locations	URBAN & SEMI-URBAN		RURAL & FRONTIER	
			Percent of Members within Access Standard	Mean Distance from Member to Provider Type	Percent of Members within Access Standard	Mean Distance from Member to Provider Type
PEDIATRIC SPECIALIST			<i>30 MILES / 60 MINUTES</i>		<i>90 MILES / 135 MINUTES</i>	
Allergy	48	51	100.0%	6.5	100.0%	40.9
Cardiology	494	207	100.0%	4.0	100.0%	21.4
Dermatology	137	109	100.0%	5.9	99.9%	33.7
Gastroenterology	136	87	100.0%	6.1	93.3%	47.8
General Surgery	456	270	100.0%	3.6	100.0%	9.9
Hematology/Oncology	232	87	100.0%	5.4	99.8%	27.2
Neonatology	84	32	99.5%	11.8	71.0%	87.5
Nephrology	121	69	100.0%	6.3	100.0%	30.3
Neurology	370	157	100.0%	4.8	99.1%	30.9
Ophthalmology	147	175	100.0%	3.1	100.0%	19.1
Orthopedics	301	156	100.0%	4.0	100.0%	13.9
Otolaryngology	123	67	100.0%	5.9	100.0%	33.5
Physical Medicine/Rehab	72	57	100.0%	6.3	88.0%	57.6
Plastic and Reconstructive Surgery	53	45	91.9%	11.5	90.3%	61.8
Podiatry	56	55	97.0%	7.7	100.0%	31.9
Psychiatrist*	598	315	99.9%	2.3	98.8%	15.0
*NOTE: The standard for this specialty differs from other specialties in this group.			<i>15 MILES / 30 MINUTES</i>		<i>60 MILES / 90 MINUTES</i>	
Pulmonary Disease	211	90	100.0%	5.5	92.7%	48.9
Urology	108	78	100.0%	6.5	99.8%	28.4
Hospital			<i>30 MILES / 60 MINUTES</i>		<i>60 MILES / 90 MINUTES</i>	
Hospital	290	325	100.0%	3.3	100.0%	5.4
Pharmacy			<i>10 MILES / 20 MINUTES</i>		<i>30 MILES / 45 MINUTES</i>	
Pharmacy	635	625	99.8%	1.5	100.0%	3.8
Vision			<i>30 MILES / 60 MINUTES</i>		<i>60 MILES / 90 MINUTES</i>	
Optometry	452	409	100.0%	1.8	100.0%	6.5
Dental			<i>20 MILES / 40 MINUTES</i>		<i>30 MILES / 45 MINUTES</i>	
Adult Dental Primary Care	280	248	100.0%	3.0	99.9%	7.8
Pediatric Dental Primary Care	268	203	100.0%	2.6	96.9%	13.1



KanCare Managed Care Organization
 Mapped Provider Count Report
Sunflower State Health Plan

Provider Specialty Type	# Unique Providers	# Unique Locations	URBAN & SEMI-URBAN		RURAL & FRONTIER	
			Percent of Members within Access Standard	Mean Distance from Member to Provider Type	Percent of Members within Access Standard	Mean Distance from Member to Provider Type
Ancillary Services			<i>30 MILES / 60 MINUTES</i>		<i>60 MILES / 90 MINUTES</i>	
Physical Therapy	803	382	100.0%	2.5	100.0%	5.0
Occupational Therapy	347	269	100.0%	2.7	100.0%	8.1
Speech Therapy	277	150	100.0%	3.7	100.0%	22.5
X-Ray	185	197	100.0%	4.0	100.0%	8.3
Lab*	185	188	100.0%	4.7	100.0%	9.1
*NOTE: The standard for this specialty differs from other specialties in this group.			<i>30 MILES / 60 MINUTES</i>			

Provider Specialty Type	# Unique Providers	# Unique Locations	URBAN & SEMI-URBAN		RURAL & FRONTIER	
			Percent of Members within Access Standard	Mean Distance from Member to Specialist	Percent of Members within Access Standard	Mean Distance from Member to Specialist
Adult Day Care PT 55/PS 410/PC S5101 & S5102			<i>30 MILES / 60 MINUTES</i>		<i>60 MILES / 100 MINUTES</i>	
FE Waiver Providers	176	181	100.0%	2.3	100.0%	9.1
Day Supports PT 55/PS 520/PC T2021			<i>30 MILES / 60 MINUTES</i>		<i>60 MILES / 100 MINUTES</i>	
IDD Waiver Providers	191	257	100.0%	2.1	100.0%	9.1



KanCare Managed Care Organization
 Mapped Provider Counts Report
United HealthCare

Provider Specialty Type	# Unique Providers	# Unique Locations	URBAN & SEMI-URBAN		RURAL & FRONTIER	
			Percent of Members within Access Standard	Mean Distance from Member to Provider Type	Percent of Members within Access Standard	Mean Distance from Member to Provider Type
Primary Care Physicians			<i>20 MILES / 40 MINUTES</i>		<i>30 MILES / 45 MINUTES</i>	
Adult Primary Care Providers	3635	1142	99.9%	0.9	100.0%	2.2
Pediatric Primary Care Providers	3874	1145	99.9%	1.0	100.0%	2.5
OB/GYN			<i>15 MILES / 30 MINUTES</i>		<i>60 MILES / 90 MINUTES</i>	
OB/GYN	279	199	98.3%	2.5	98.7%	12.5
Behavioral Health			<i>30 MILES / 60 MINUTES</i>		<i>60 MILES / 90 MINUTES</i>	
Adult Behavioral Health	3360	1317	100.0%	0.9	100.0%	4.2
Pediatric Behavioral Health	3831	1358	100.0%	0.9	100.0%	4.2
Specialist			<i>30 MILES / 60 MINUTES</i>		<i>90 MILES / 135 MINUTES</i>	
ADULT SPECIALIST			<i>30 MILES / 60 MINUTES</i>		<i>90 MILES / 135 MINUTES</i>	
Allergy	44	62	99.5%	5.2	96.6%	28.4
Cardiology	354	203	99.9%	3.0	100.0%	12.1
Dermatology	57	78	96.5%	6.0	99.6%	20.7
Gastroenterology	111	96	99.6%	4.5	94.8%	31.9
General Surgery	316	262	100.0%	2.4	100.0%	7.8
Hematology/Oncology	205	137	99.9%	3.5	99.8%	13.1
Nephrology	74	63	99.6%	5.3	99.7%	24.3
Neurology	230	166	100.0%	2.9	100.0%	16.3
Ophthalmology	80	105	99.9%	2.9	100.0%	18.2
Orthopedics	233	180	100.0%	2.7	100.0%	9.1
Otolaryngology	95	105	100.0%	3.8	100.0%	17.0
Physical Medicine/Rehab	77	117	99.9%	3.9	99.7%	20.4
Plastic and Reconstructive Surgery	45	49	96.6%	6.1	84.3%	47.7
Podiatry	59	102	98.8%	4.2	100.0%	13.1
Psychiatrist	460	384	99.6%	1.7	100.0%	6.2
NOTE: The standard for this specialty differs from other specialties in this group.			<i>15 MILES / 30 MINUTES</i> ↑		<i>60 MILES / 90 MINUTES</i> ↑	
Pulmonary Disease	128	103	99.9%	4.1	99.9%	22.9
Urology	111	120	100.0%	3.6	100.0%	12.7



KanCare Managed Care Organization
 Mapped Provider Counts Report
United HealthCare

Provider Specialty Type	# Unique Providers	# Unique Locations	URBAN & SEMI-URBAN		RURAL & FRONTIER	
			Percent of Members within Access Standard	Mean Distance from Member to Provider Type	Percent of Members within Access Standard	Mean Distance from Member to Provider Type
PEDIATRIC SPECIALIST			30 MILES / 60 MINUTES		90 MILES / 135 MINUTES	
Allergy	44	62	99.5%	5.2	95.1%	32.1
Cardiology	352	202	99.9%	3.0	100.0%	11.9
Dermatology	57	78	97.1%	5.7	99.7%	20.9
Gastroenterology	111	96	99.7%	4.4	92.2%	37.2
General Surgery	316	262	100.0%	2.5	100.0%	7.8
Hematology/Oncology	205	136	99.9%	3.6	99.8%	12.7
Neonatology	59	28	91.8%	8.8	58.6%	91.1
Nephrology	73	63	99.7%	5.1	99.8%	23.8
Neurology	230	166	100.0%	3.1	100.0%	17.8
Ophthalmology	135	141	99.9%	2.7	100.0%	19.1
Orthopedics	233	180	100.0%	2.9	100.0%	8.9
Otolaryngology	95	105	100.0%	3.9	100.0%	20.5
Physical Medicine/Rehab	77	116	99.9%	4.1	99.8%	22.1
Plastic and Reconstructive Surgery	45	49	97.4%	5.8	78.6%	55.4
Podiatry	59	102	99.1%	4.2	100.0%	12.7
Psychiatrist	460	384	99.6%	1.8	100.0%	6.3
NOTE: The standard for this specialty differs from other specialties in this group.			15 MILES / 30 MINUTES ↑		60 MILES / 90 MINUTES ↑	
Pulmonary Disease	128	103	99.9%	4.1	99.9%	25.8
Urology	111	120	100.0%	3.7	100.0%	12.1
Hospital			30 MILES / 60 MINUTES		60 MILES / 90 MINUTES	
Hospital	208	197	100.0%	2.7	100.0%	5.0
Pharmacy			10 MILES / 20 MINUTES		30 MILES / 45 MINUTES	
Pharmacy	678	652	99.2%	1.2	100.0%	3.2
Vision			30 MILES / 60 MINUTES		60 MILES / 90 MINUTES	
Optometry	466	507	100.0%	1.3	100.0%	4.8
Dental			20 MILES / 40 MINUTES		30 MILES / 45 MINUTES	
Adult Dental Primary Care	292	187	99.9%	2.2	92.8%	9.9
Pediatric Dental Primary Care	340	219	99.8%	2.1	96.6%	8.2



KanCare Managed Care Organization
 Mapped Provider Count Report
United HealthCare

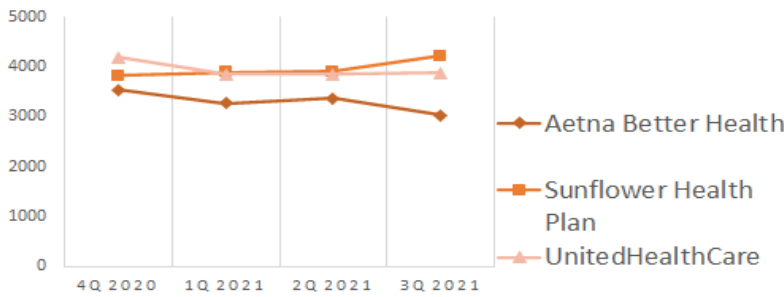
			URBAN & SEMI-URBAN		RURAL & FRONTIER	
Provider Specialty Type	# Unique Providers	# Unique Locations	Percent of Members within Access Standard	Mean Distance from Member to Specialist	Percent of Members within Access Standard	Mean Distance from Member to Specialist
Ancillary Services			<i>30 MILES / 60 MINUTES</i>		<i>60 MILES / 90 MINUTES</i>	
Physical Therapy	586	260	99.9%	2.0	98.8%	13.6
Occupational Therapy	189	138	99.4%	3.2	91.7%	25.3
Speech Therapy	149	85	95.1%	5.5	69.3%	51.1
X-Ray	283	244	100.0%	2.5	100.0%	5.0
Lab	275	238	100.0%	2.6	99.5%	5.0
NOTE: The standard for this specialty differs from other specialties in this group.					<i>30 MILES / 60 MINUTES</i> ↑	
			URBAN & SEMI-URBAN <i>30 MILES / 60 MINUTES</i>		RURAL & FRONTIER <i>60 MILES / 100 MINUTES</i>	
Provider Specialty Type	# Unique Providers	# Unique Locations	Percent of Members within Access Standard	Mean Distance from Member to Specialist	Percent of Members within Access Standard	Mean Distance from Member to Specialist
Adult Day Care PT 55/PS 410/PC S5101 & S5102						
FE Waiver Providers	144	160	100.0%	2.1	100.0%	10.1
Day Supports PT 55/PS 520/PC T2021						
IDD Waiver Providers	168	281	99.9%	1.7	99.5%	6.2

Primary Care Providers (PCP)

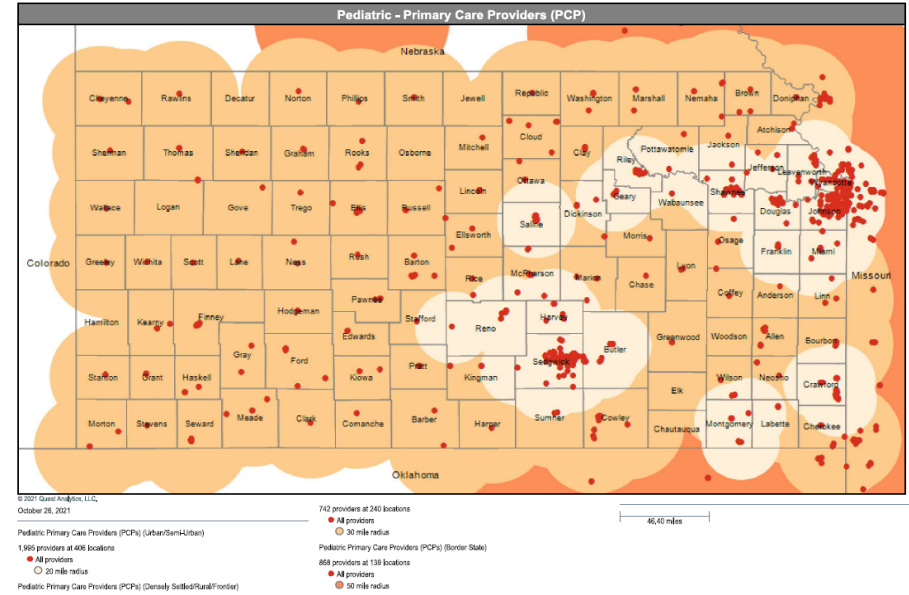
QUARTERLY COUNT TREND

	4Q 2020	1Q 2021	2Q 2021	3Q 2021
Aetna Better Health	3532	3263	3362	3028
Sunflower Health Plan	3821	3888	3908	4217
UnitedHealthCare	4186	3856	3855	3874

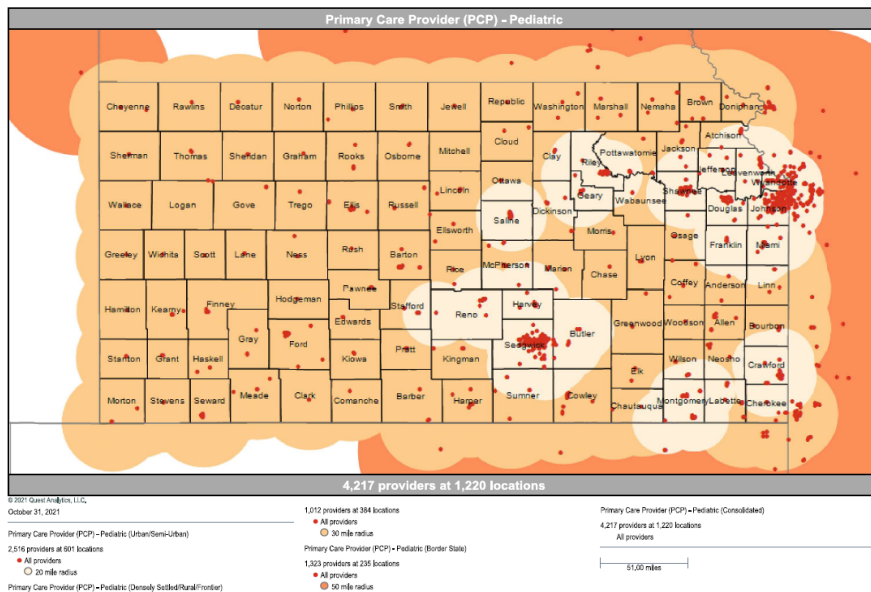
UNIQUE PROVIDER COUNT PEDIATRIC PCP



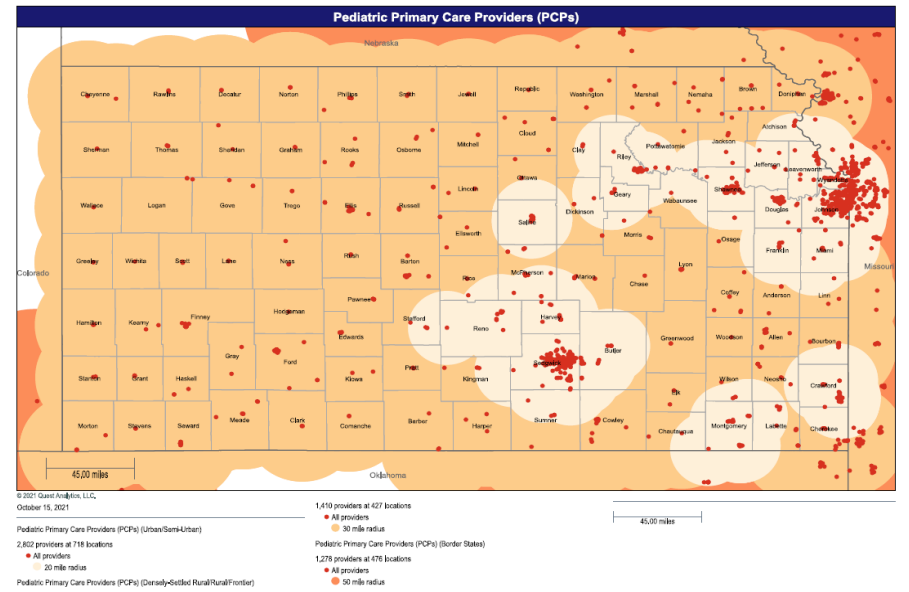
Aetna Better Health



Sunflower Health Plan



UnitedHealthCare

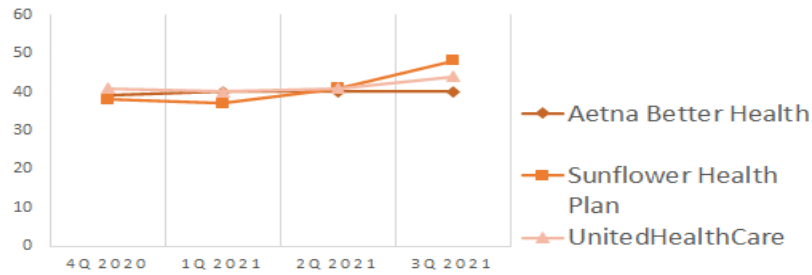


Allergy

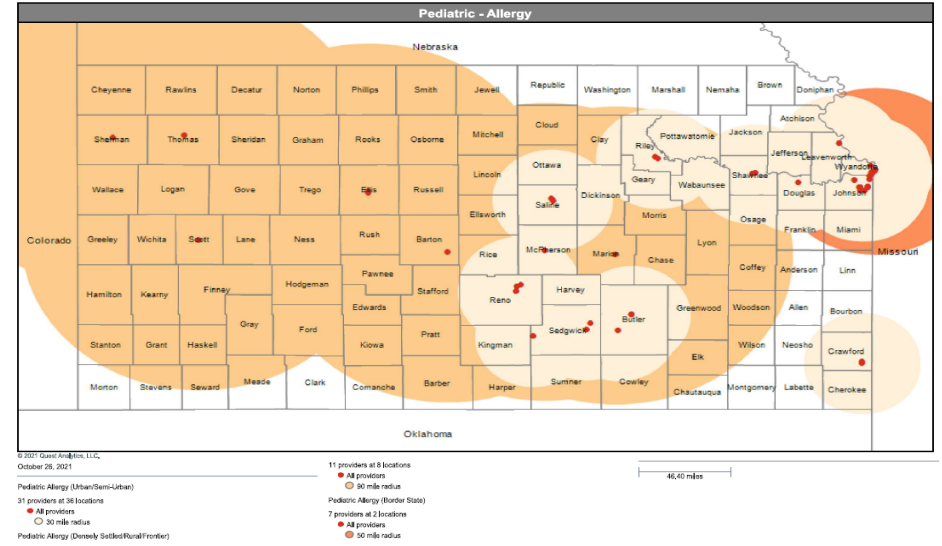
QUARTERLY COUNT TREND

	4Q 2020	1Q 2021	2Q 2021	3Q 2021
Aetna Better Health	39	40	40	40
Sunflower Health Plan	38	37	41	48
UnitedHealthCare	41	40	41	44

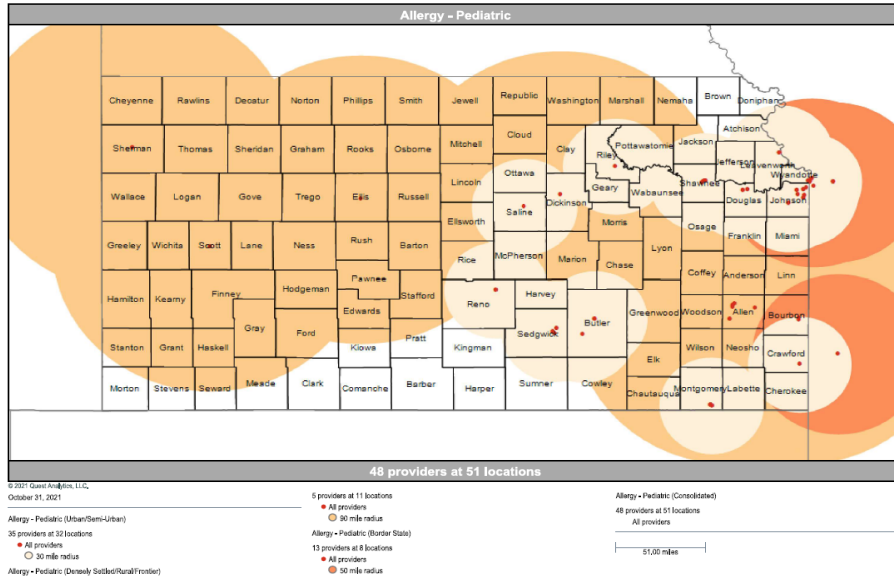
UNIQUE PROVIDER COUNT PEDIATRIC ALLERGY



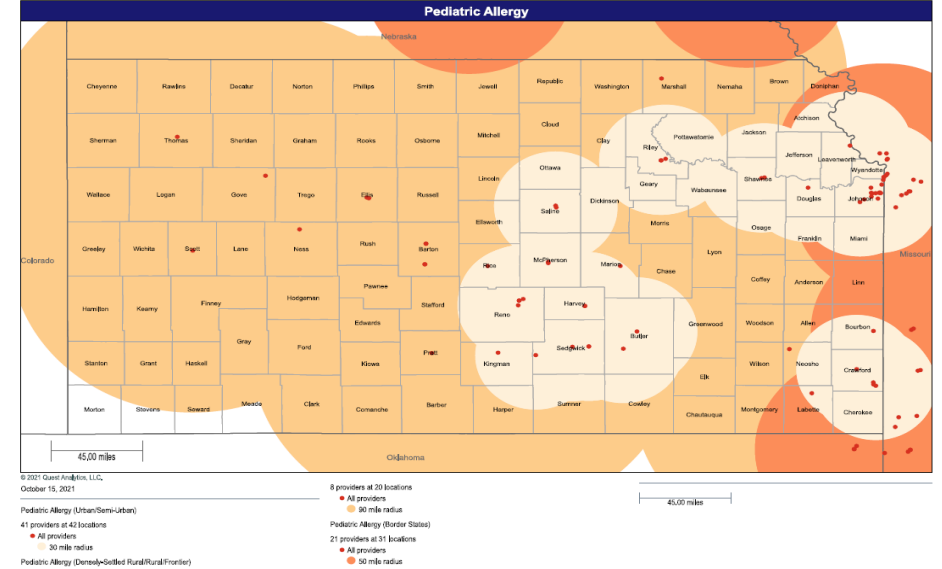
Aetna Better Health



Sunflower Health Plan



UnitedHealthcare

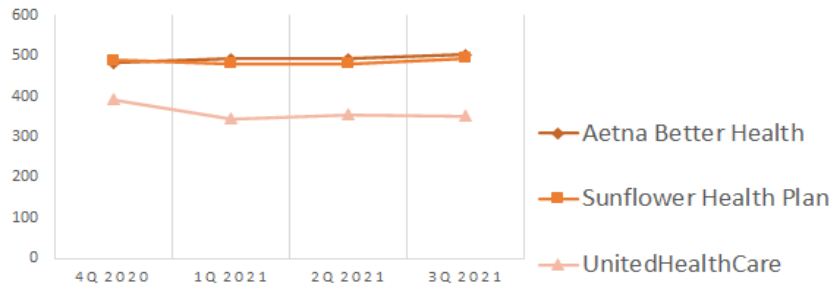


Cardiology

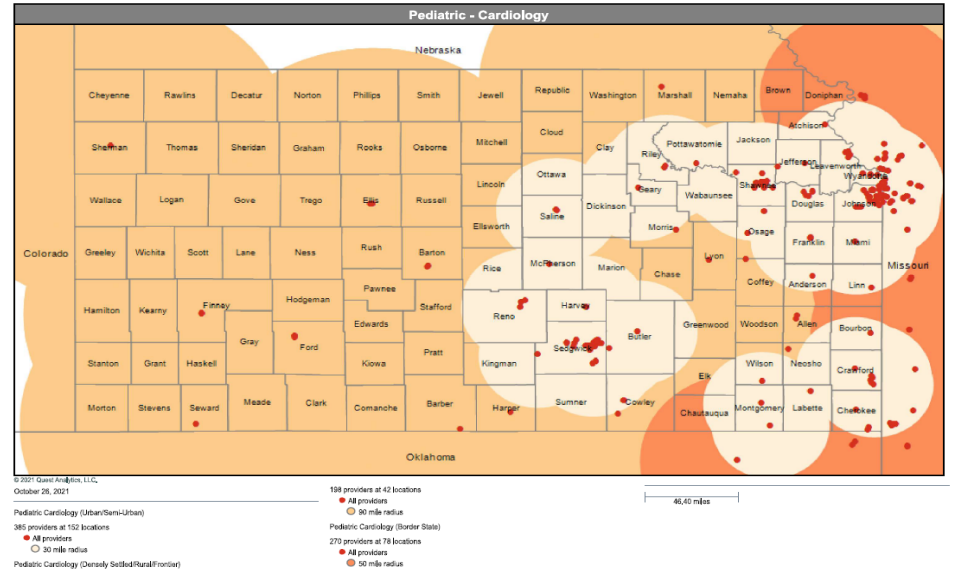
QUARTERLY COUNT TREND

	4Q 2020	1Q 2021	2Q 2021	3Q 2021
Aetna Better Health	482	493	493	503
Sunflower Health Plan	489	481	480	494
UnitedHealthCare	392	344	355	352

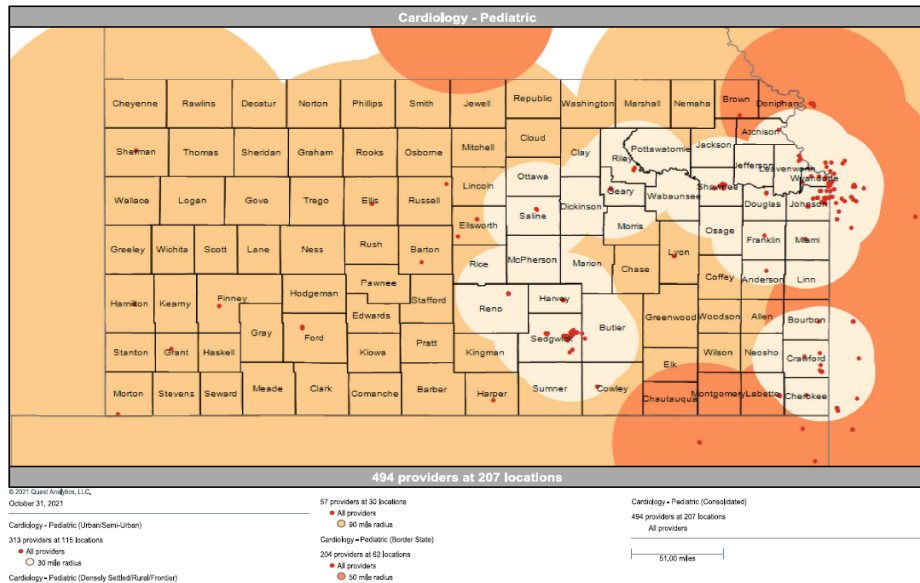
UNIQUE PROVIDER COUNT PEDIATRIC CARDIOLOGY



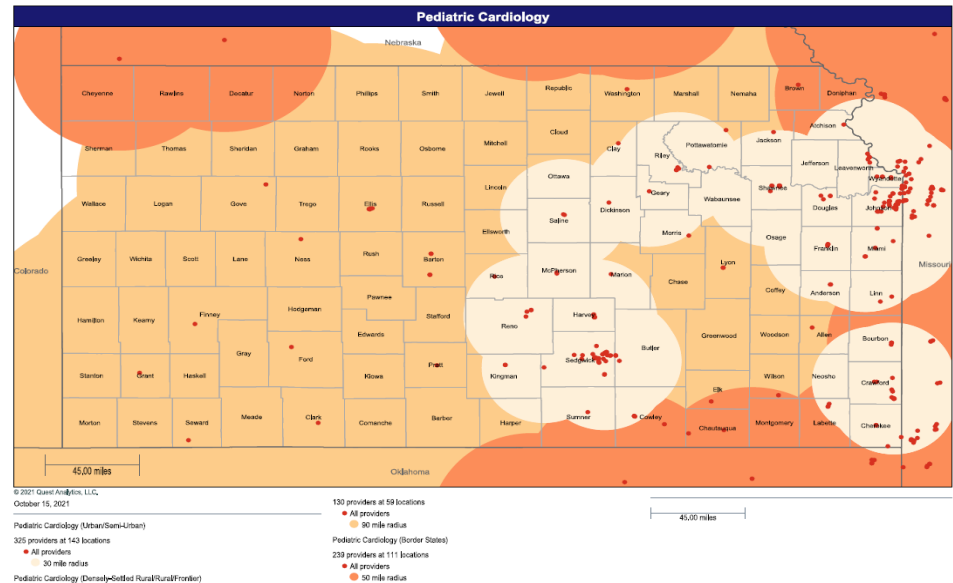
Aetna Better Health



Sunflower Health Plan



UnitedHealthCare

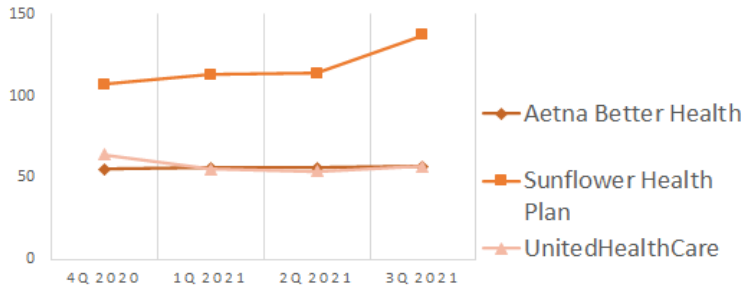


Dermatology

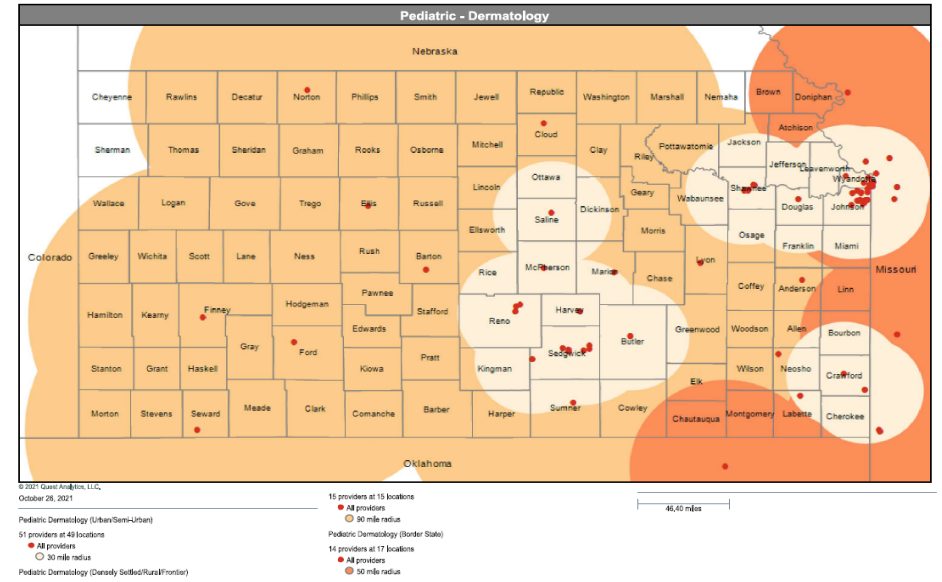
QUARTERLY COUNT TREND

	4Q 2020	1Q 2021	2Q 2021	3Q 2021
Aetna Better Health	55	56	56	57
Sunflower Health Plan	107	113	114	137
UnitedHealthCare	64	55	54	57

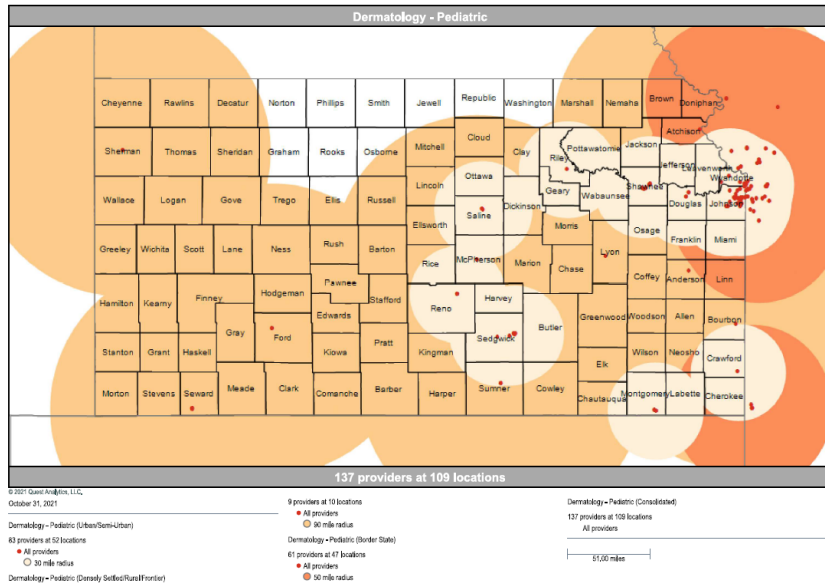
UNIQUE PROVIDER COUNT PEDIATRIC DERMATOLOGY



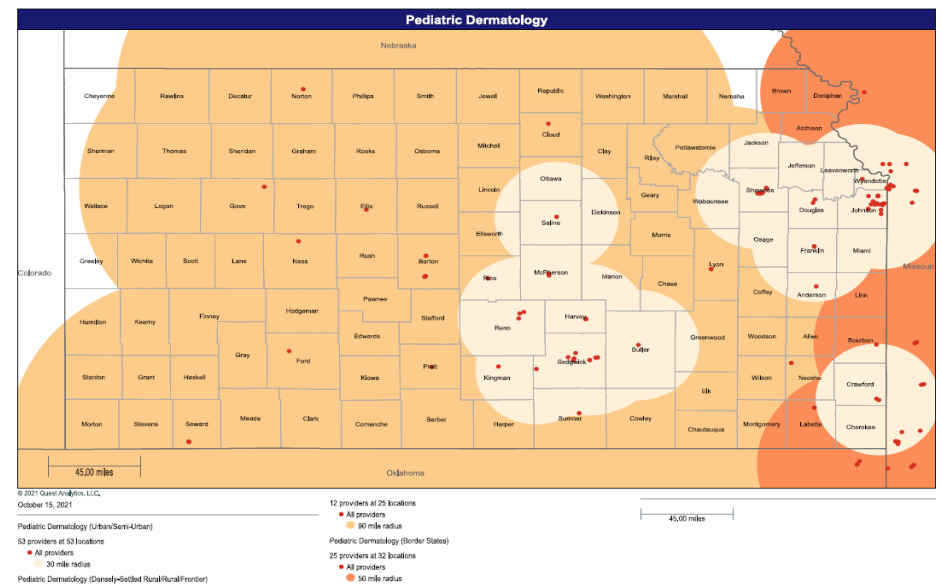
Aetna Better Health



Sunflower Health Plan



UnitedHealthcare

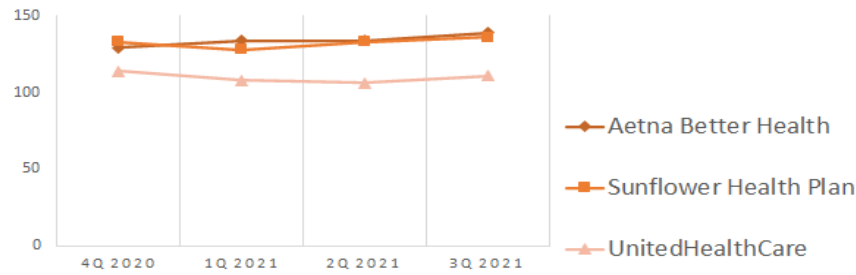


Gastroenterology

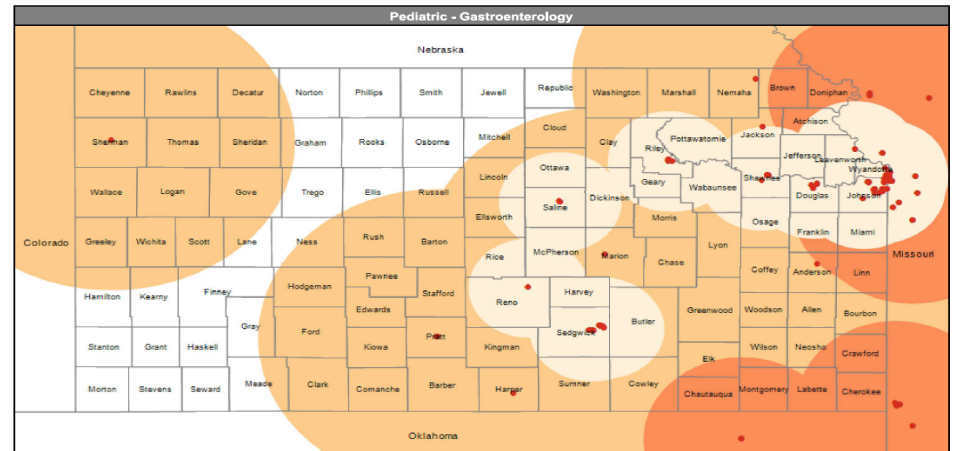
QUARTERLY COUNT TREND

	4Q 2020	1Q 2021	2Q 2021	3Q 2021
Aetna Better Health	129	134	134	139
Sunflower Health Plan	133	128	133	136
UnitedHealthCare	114	108	106	111

UNIQUE PROVIDER COUNT PEDIATRIC GASTROENTEROLOGY



Aetna Better Health



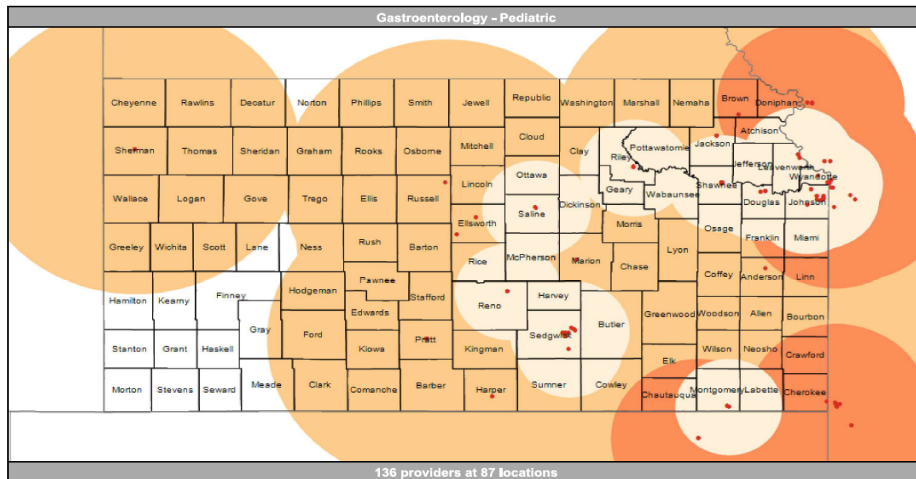
© 2021 Quest Analytics, LLC, October 28, 2021

Pediatric Gastroenterology (Urban/Semi-Urban)
107 providers at 63 locations
● All providers
○ 30 mile radius

Pediatric Gastroenterology (Border State)
56 providers at 32 locations
● All providers
○ 50 mile radius

Pediatric Gastroenterology (Densely Settled Rural/Frontier)

Sunflower Health Plan



© 2021 Quest Analytics, LLC, October 31, 2021

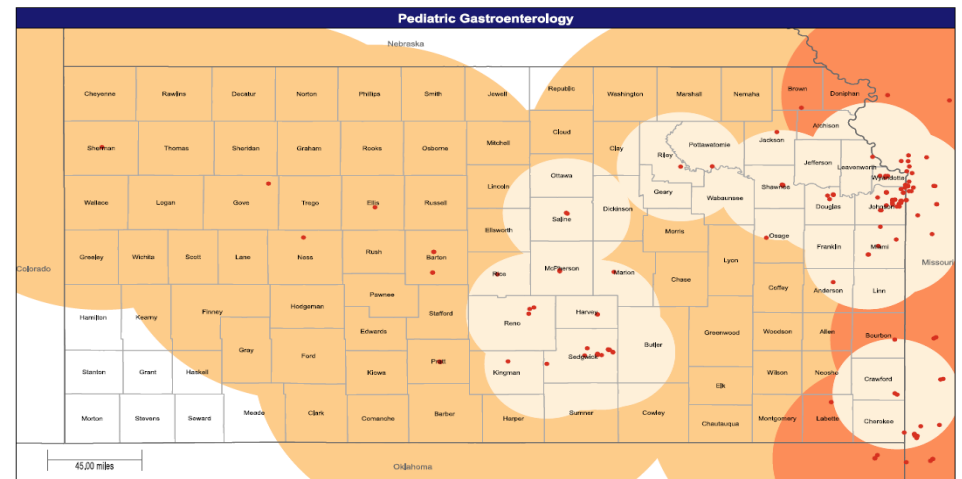
Gastroenterology - Pediatric (Urban/Semi-Urban)
96 providers at 48 locations
● All providers
○ 30 mile radius

Gastroenterology - Pediatric (Consolidated)
136 providers at 87 locations
All providers

Gastroenterology - Pediatric (Border State)
55 providers at 25 locations
● All providers
○ 50 mile radius

Gastroenterology - Pediatric (Densely Settled Rural/Frontier)

UnitedHealthCare



© 2021 Quest Analytics, LLC, October 15, 2021

Pediatric Gastroenterology (Urban/Semi-Urban)
102 providers at 72 locations
● All providers
○ 30 mile radius

Pediatric Gastroenterology (Border State)
61 providers at 31 locations
● All providers
○ 50 mile radius

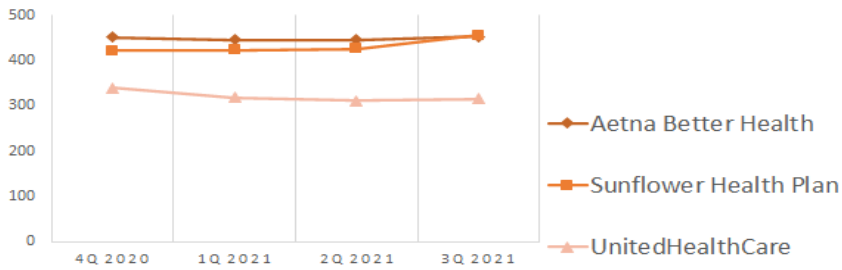
Pediatric Gastroenterology (Densely Settled Rural/Frontier)
14 providers at 24 locations
● All providers
○ 90 mile radius

General Surgery

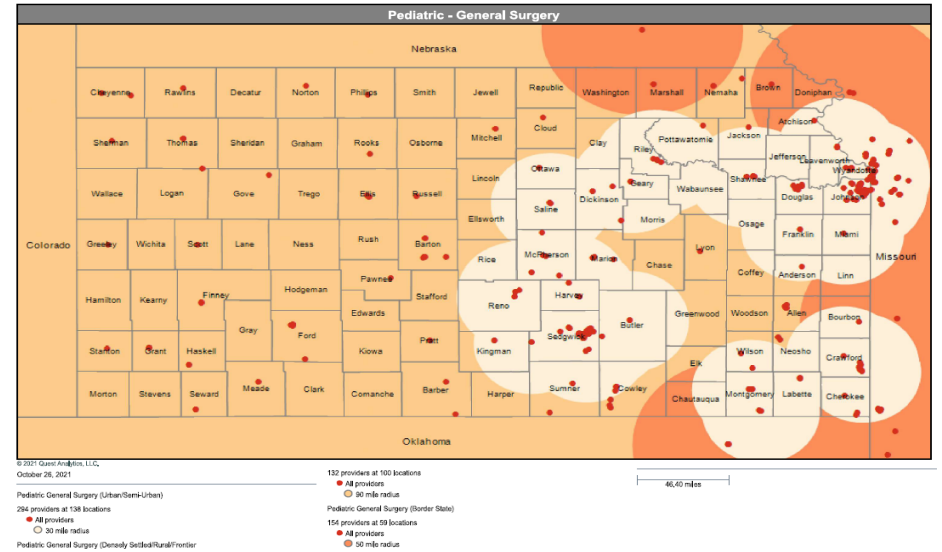
QUARTERLY COUNT TREND

	4Q 2020	1Q 2021	2Q 2021	3Q 2021
Aetna Better Health	451	446	446	453
Sunflower Health Plan	422	424	426	456
UnitedHealthCare	340	318	312	316

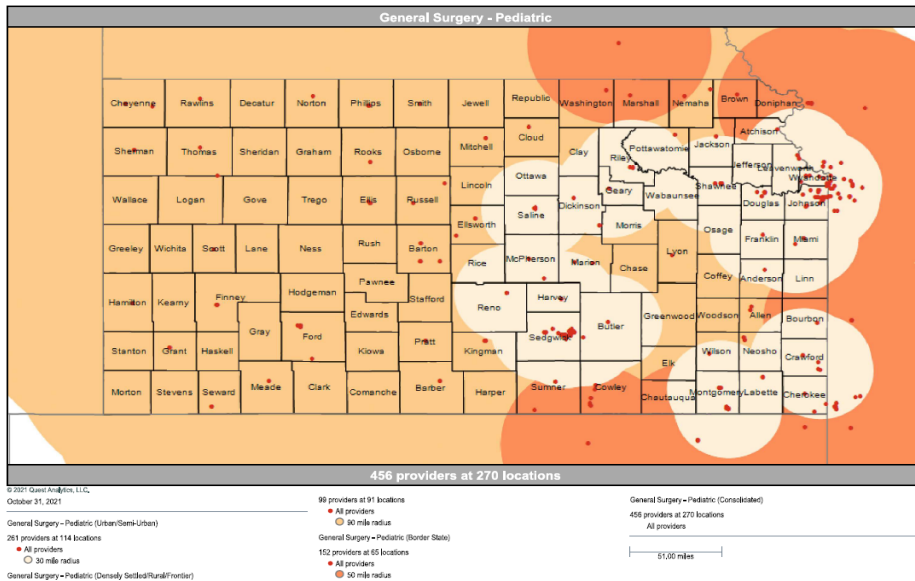
UNIQUE PROVIDER COUNT PEDIATRIC GENERAL SURGERY



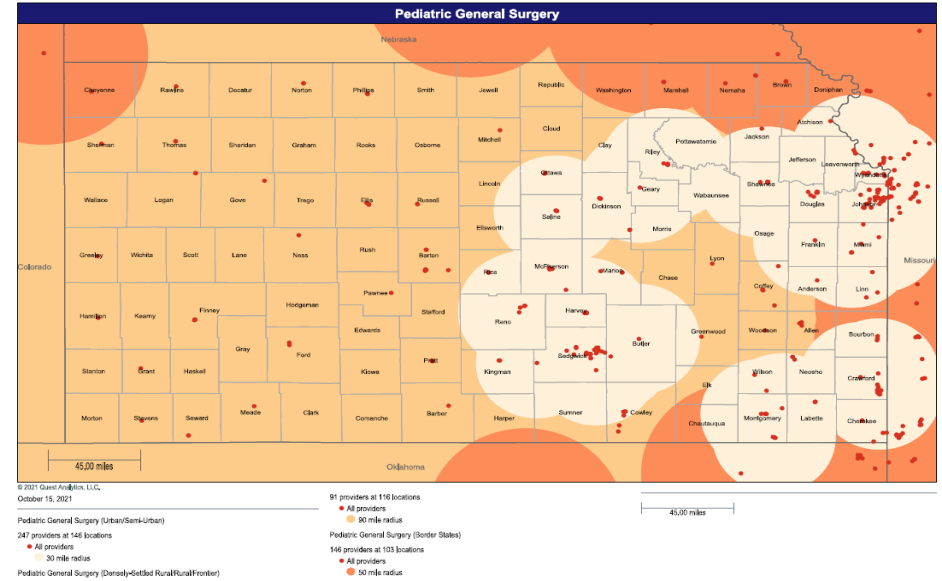
Aetna Better Health



Sunflower Health Plan



UnitedHealthCare

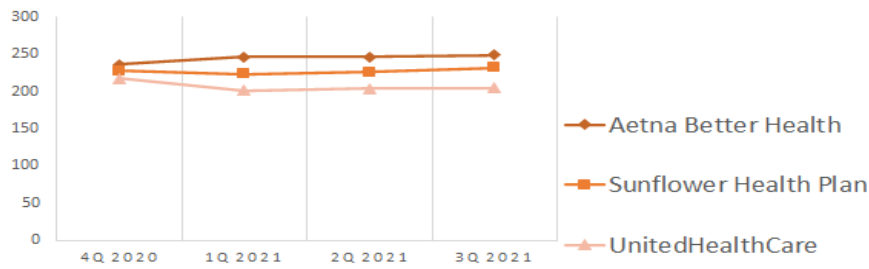


Hematology/Oncology

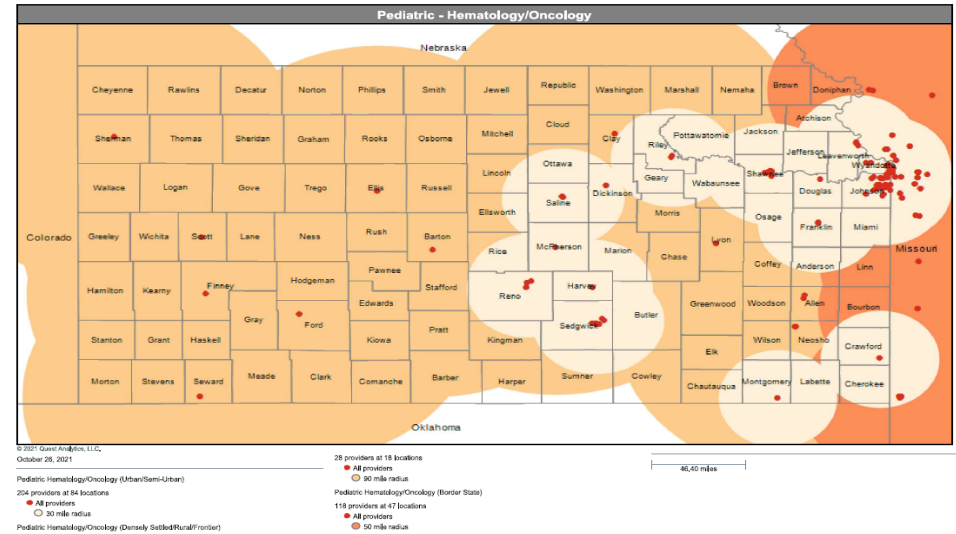
QUARTERLY COUNT TREND

	4Q 2020	1Q 2021	2Q 2021	3Q 2021
Aetna Better Health	236	246	246	249
Sunflower Health Plan	228	223	226	232
UnitedHealthCare	217	201	204	205

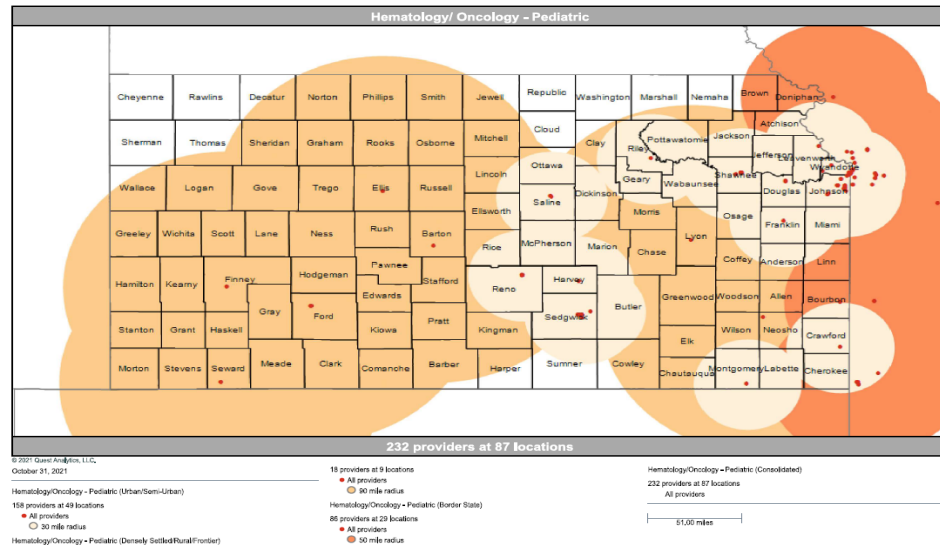
UNIQUE PROVIDER COUNT PEDIATRIC HEMATOLOGY/ONCOLOGY



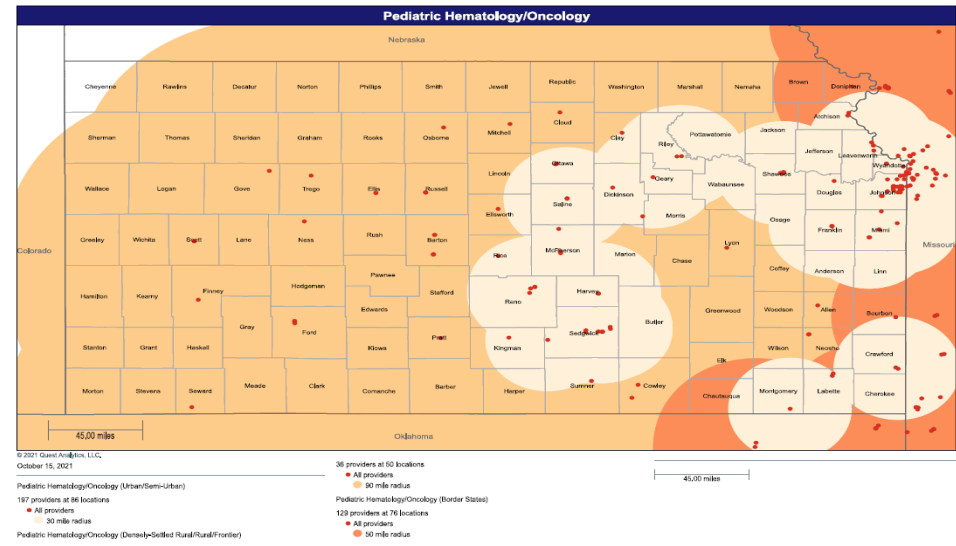
Aetna Better Health



Sunflower Health Plan



UnitedHealthcare

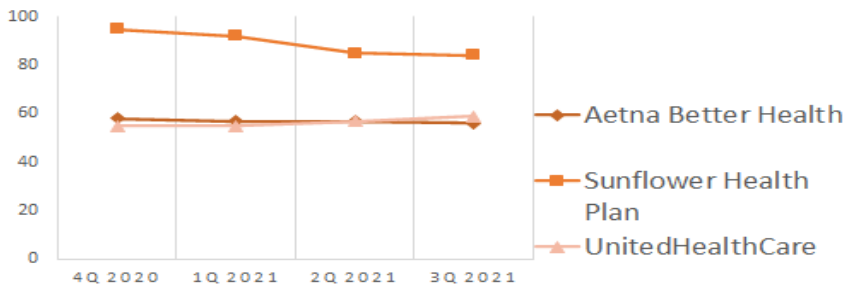


Neonatology

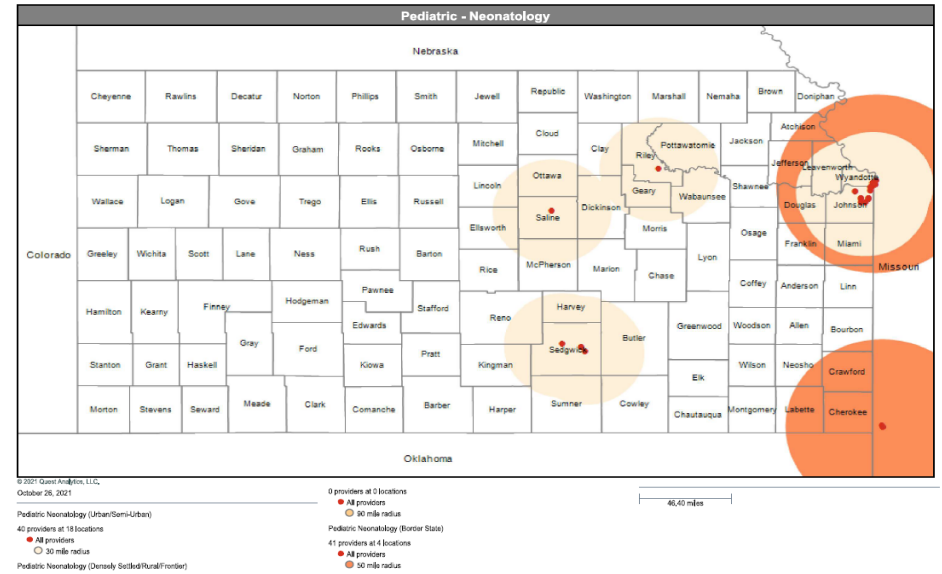
QUARTERLY COUNT TREND

	4Q 2020	1Q 2021	2Q 2021	3Q 2021
Aetna Better Health	58	57	57	56
Sunflower Health Plan	95	92	85	84
UnitedHealthCare	55	55	57	59

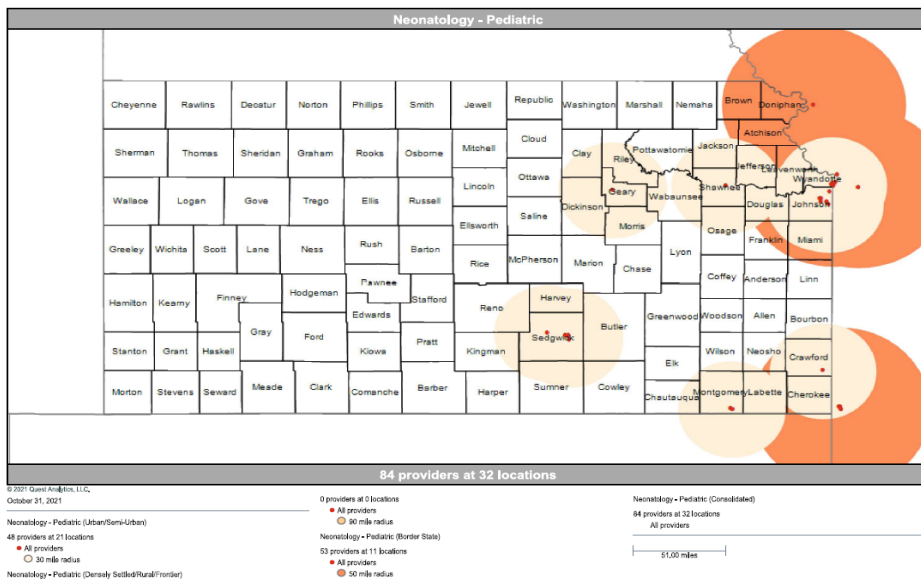
UNIQUE PROVIDER COUNT PEDIATRIC NEONATOLOGY



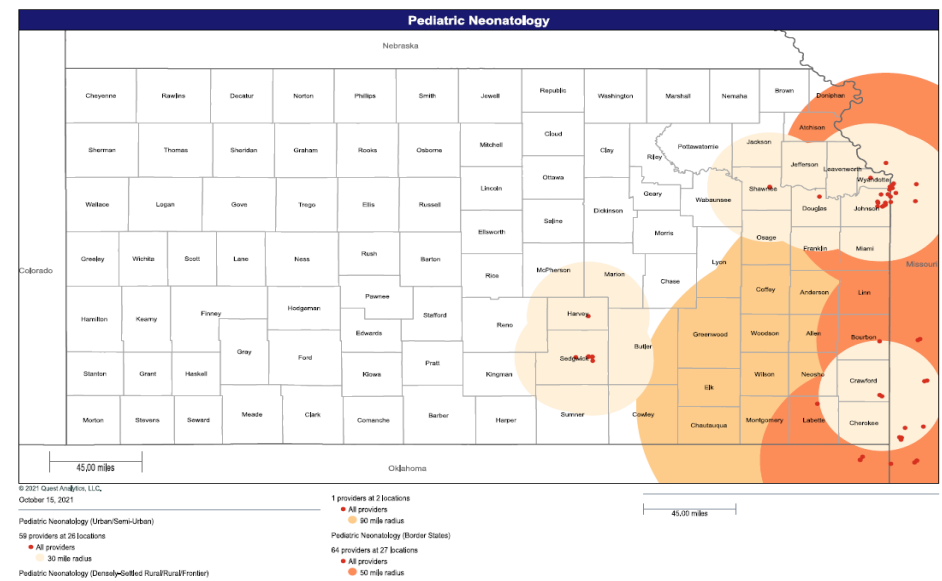
Aetna Better Health



Sunflower Health Plan



UnitedHealthcare

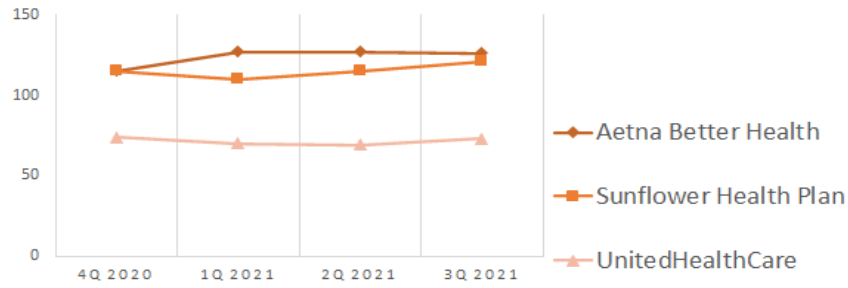


Nephrology

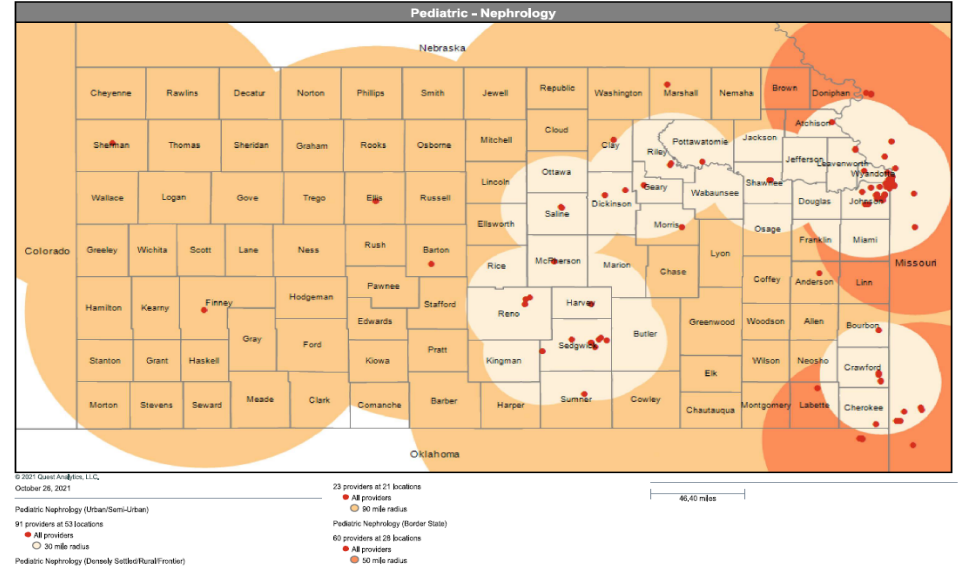
QUARTERLY COUNT TREND

	4Q 2020	1Q 2021	2Q 2021	3Q 2021
Aetna Better Health	115	127	127	126
Sunflower Health Plan	115	110	115	121
UnitedHealthCare	74	70	69	73

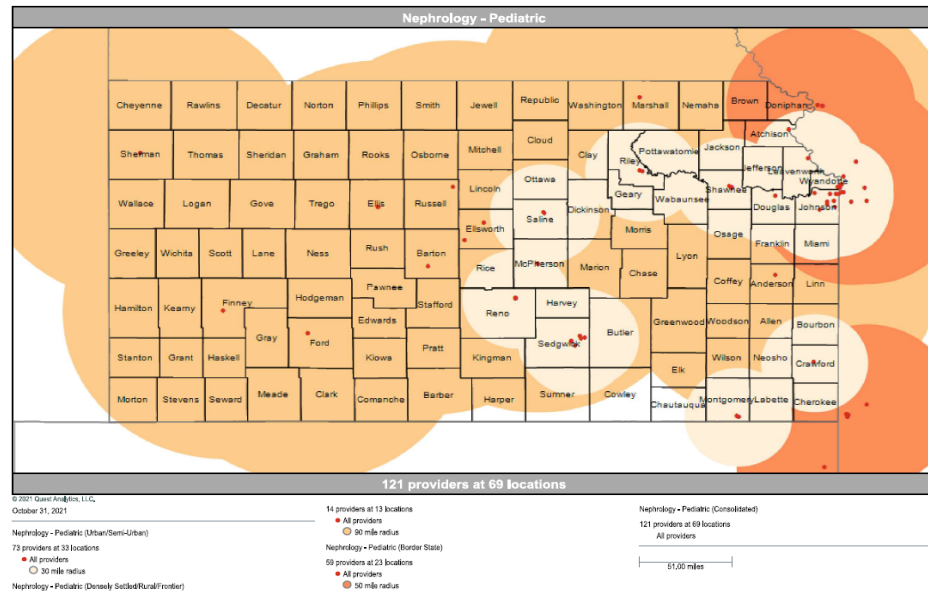
UNIQUE PROVIDER COUNT PEDIATRIC NEPHROLOGY



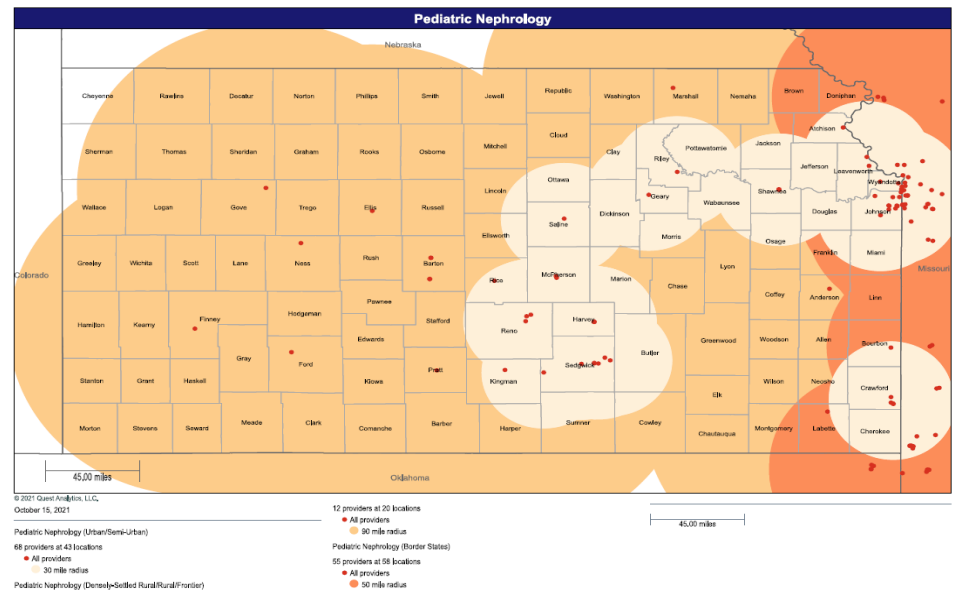
Aetna Better Health



Sunflower Health Plan



UnitedHealthcare

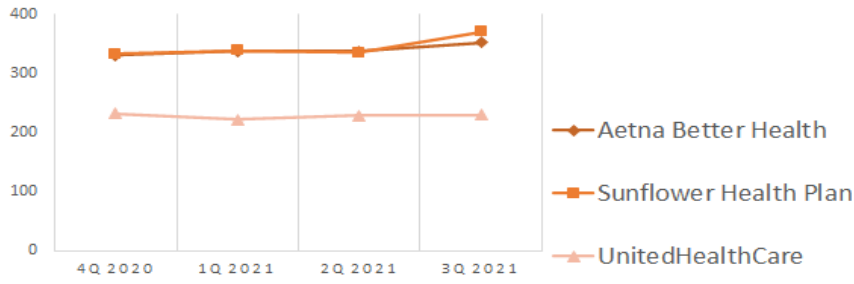


Neurology

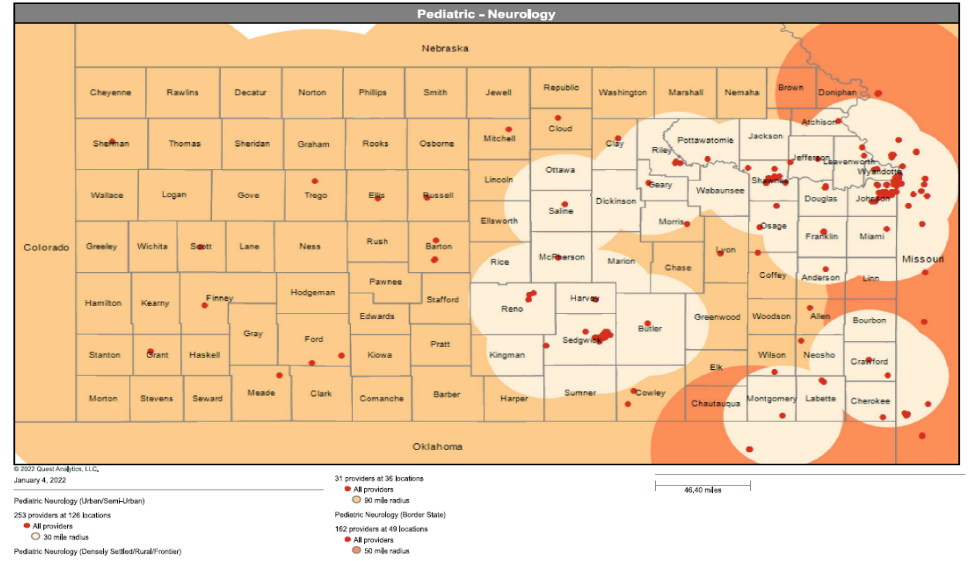
QUARTERLY COUNT TREND

	4Q 2020	1Q 2021	2Q 2021	3Q 2021
Aetna Better Health	331	337	337	352
Sunflower Health Plan	333	339	335	370
UnitedHealthCare	232	222	229	230

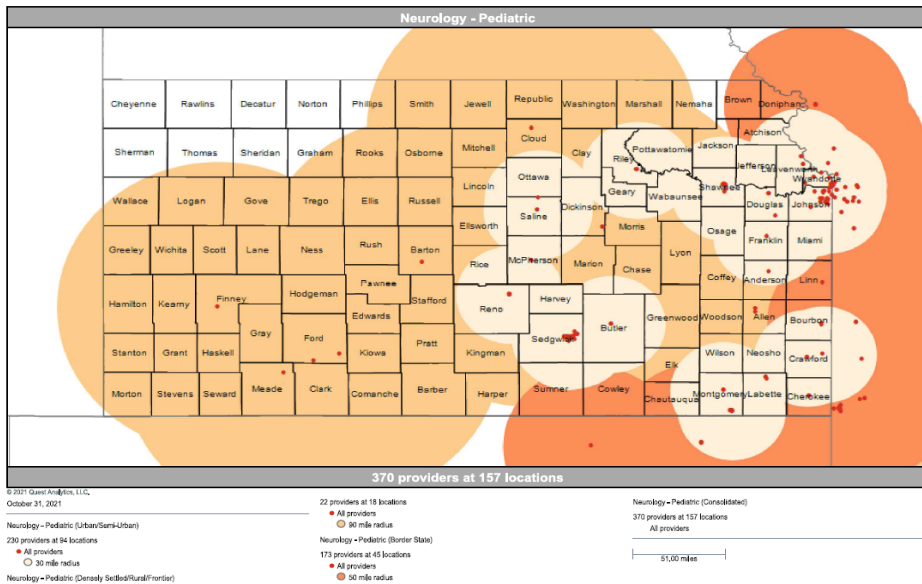
UNIQUE PROVIDER COUNT PEDIATRIC NEUROLOGY



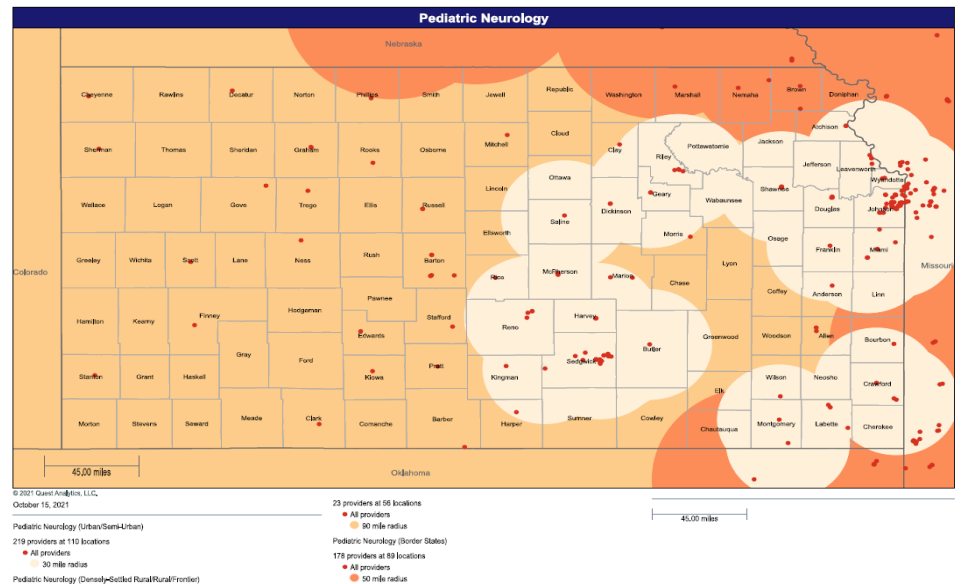
Aetna Better Health



Sunflower Health Plan



UnitedHealthCare

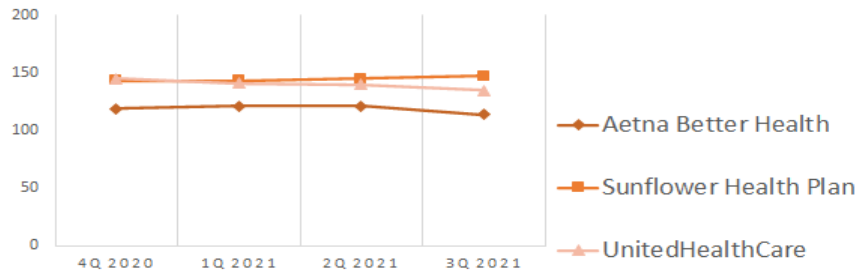


Ophthalmology

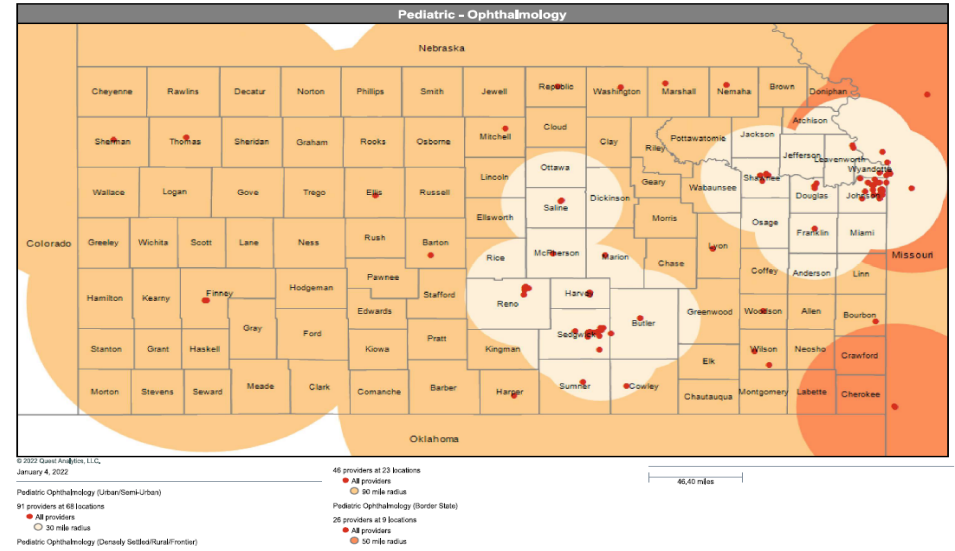
QUARTERLY COUNT TREND

	4Q 2020	1Q 2021	2Q 2021	3Q 2021
Aetna Better Health	119	121	121	114
Sunflower Health Plan	143	143	145	147
UnitedHealthCare	145	141	140	135

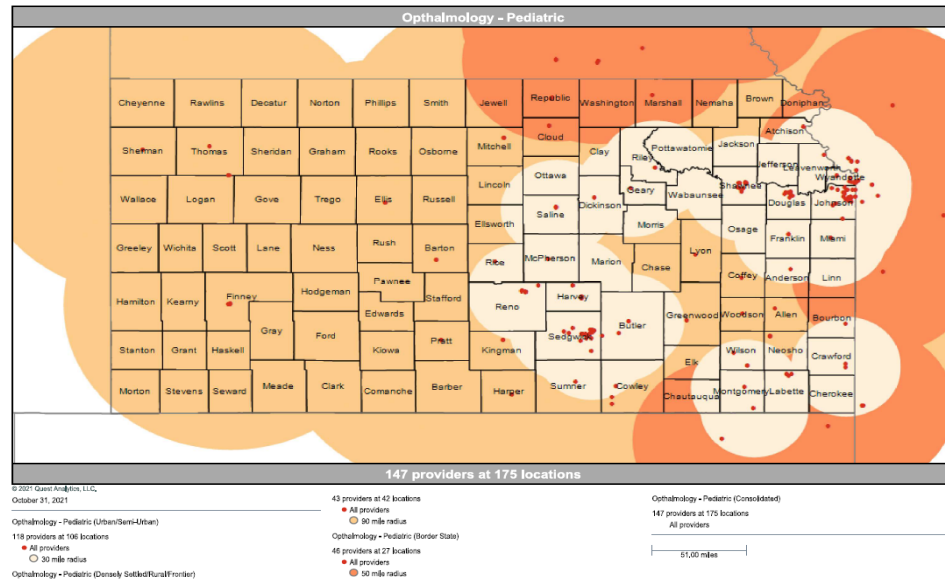
UNIQUE PROVIDER COUNT PEDIATRIC OPHTHALMOLOGY



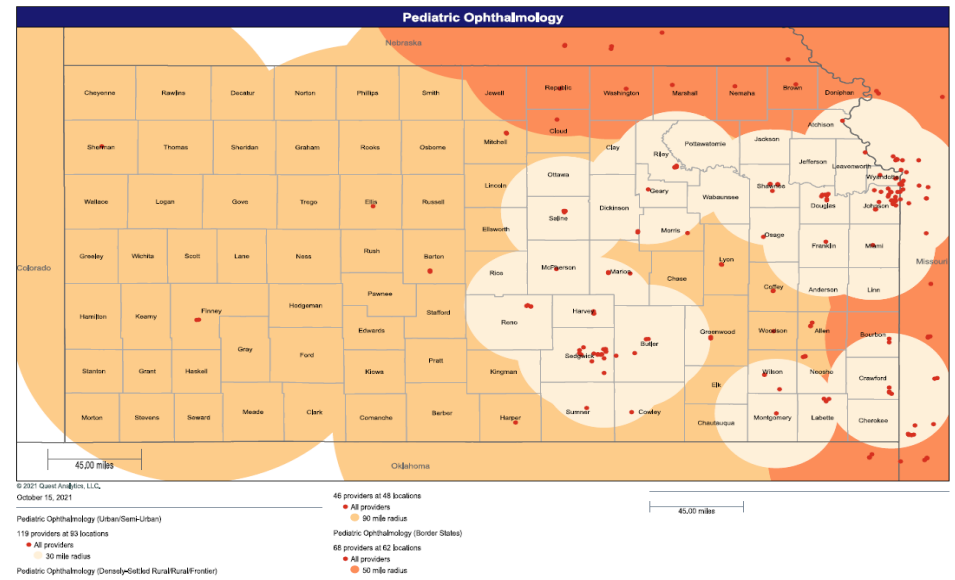
Aetna Better Health



Sunflower Health Plan



UnitedHealthcare

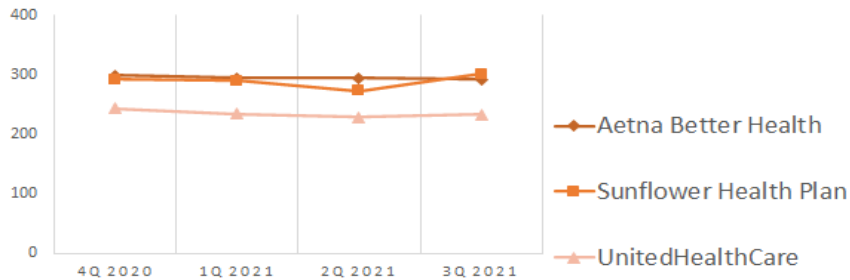


Orthopedics

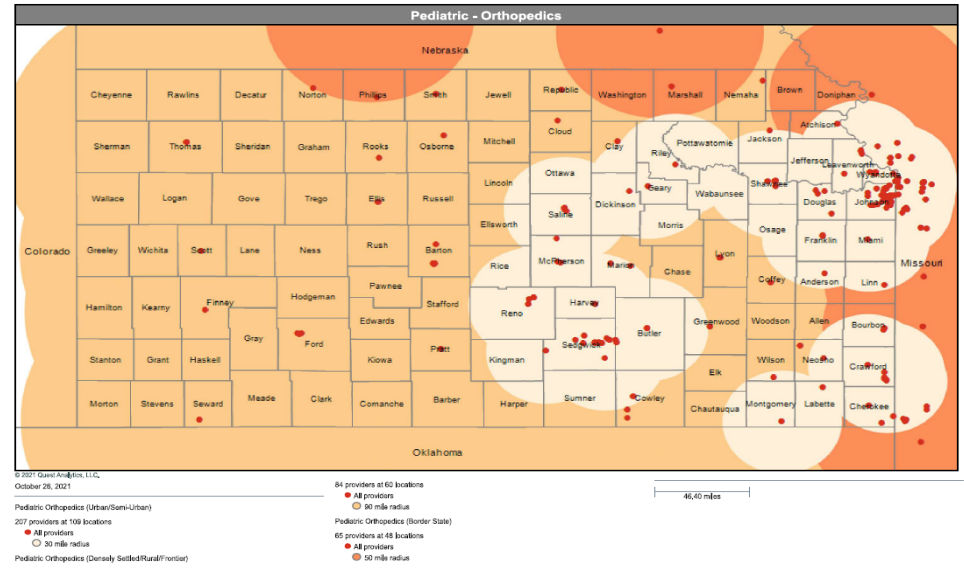
QUARTERLY COUNT TREND

	4Q 2020	1Q 2021	2Q 2021	3Q 2021
Aetna Better Health	299	294	294	292
Sunflower Health Plan	292	290	273	301
UnitedHealthCare	243	234	229	233

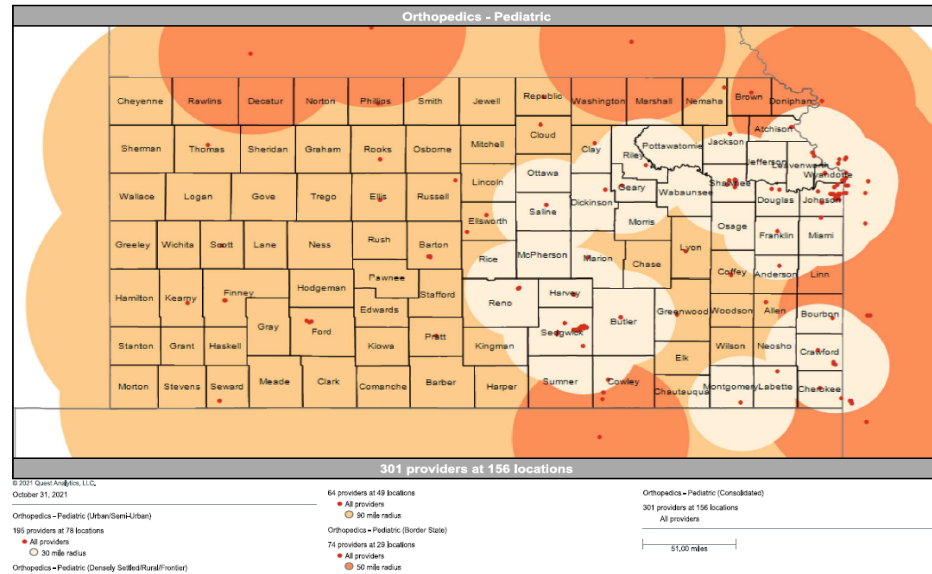
UNIQUE PROVIDER COUNT PEDIATRIC ORTHOPEDICS



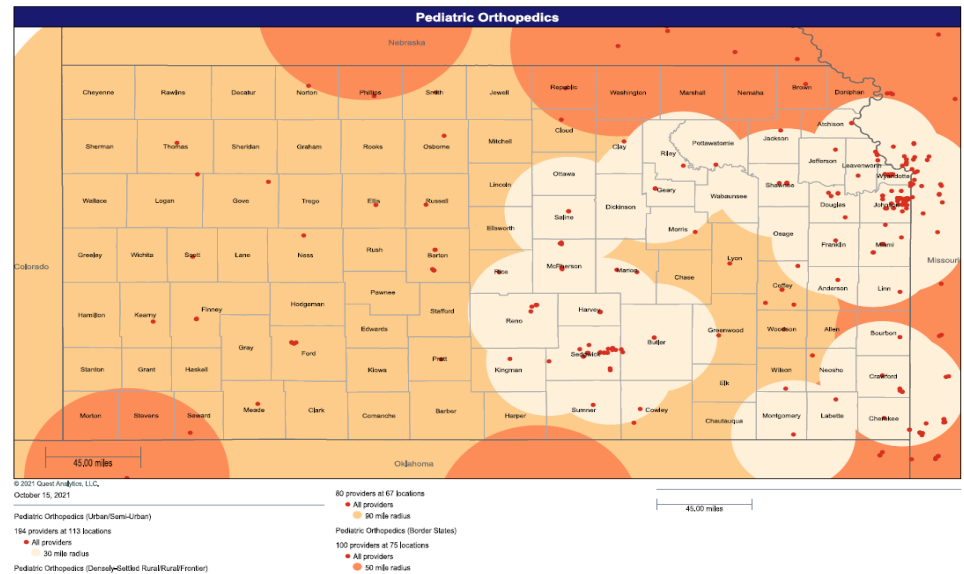
Aetna Better Health



Sunflower Health Plan



UnitedHealthCare

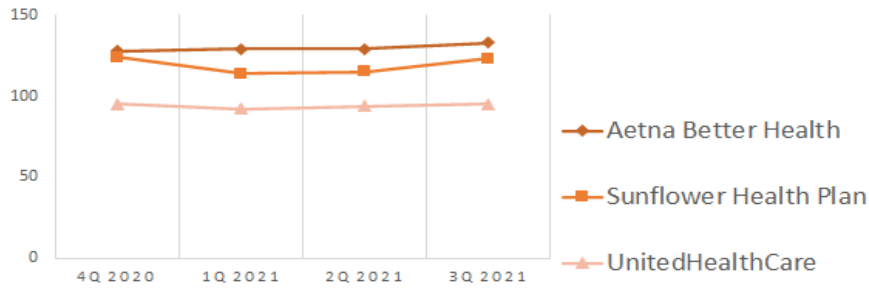


Otolaryngology

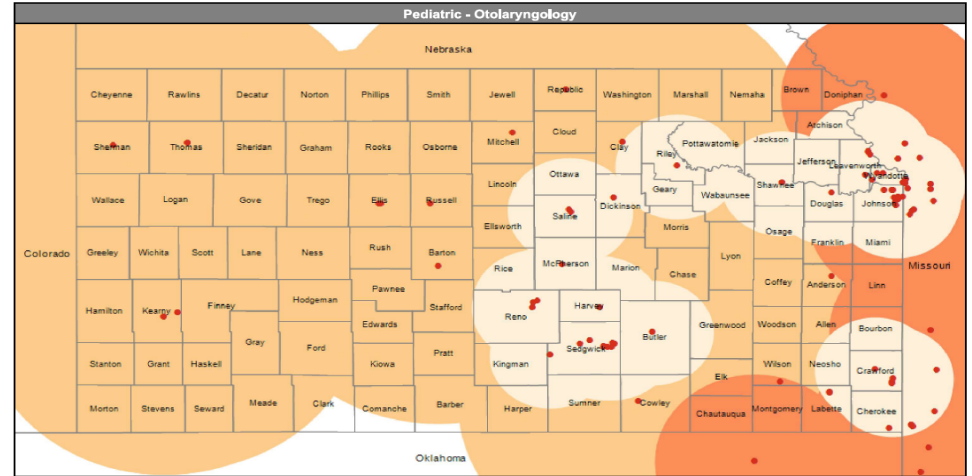
QUARTERLY COUNT TREND

	4Q 2020	1Q 2021	2Q 2021	3Q 2021
Aetna Better Health	128	129	129	133
Sunflower Health Plan	124	114	115	123
UnitedHealthCare	95	92	94	95

UNIQUE PROVIDER COUNT PEDIATRIC OTOLARYNGOLOGY



Aetna Better Health



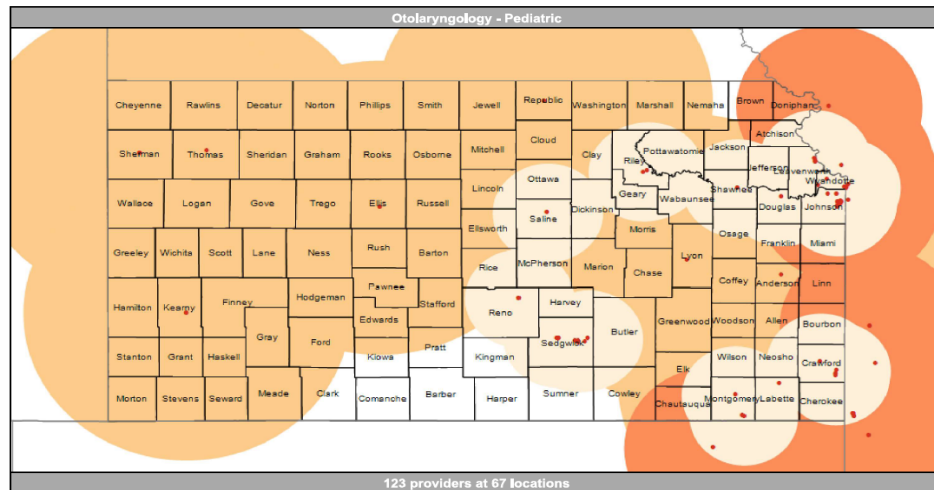
© 2021 Quest Diagnostics, LLC, October 26, 2021

Pediatric Otolaryngology (Urban/Semi-Urban)
110 providers at 47 locations
● All providers
○ 30 mile radius

Pediatric Otolaryngology (Border State)
57 providers at 28 locations
● All providers
○ 30 mile radius

Pediatric Otolaryngology (Densely Settled/Rural/Frontier)

Sunflower Health Plan



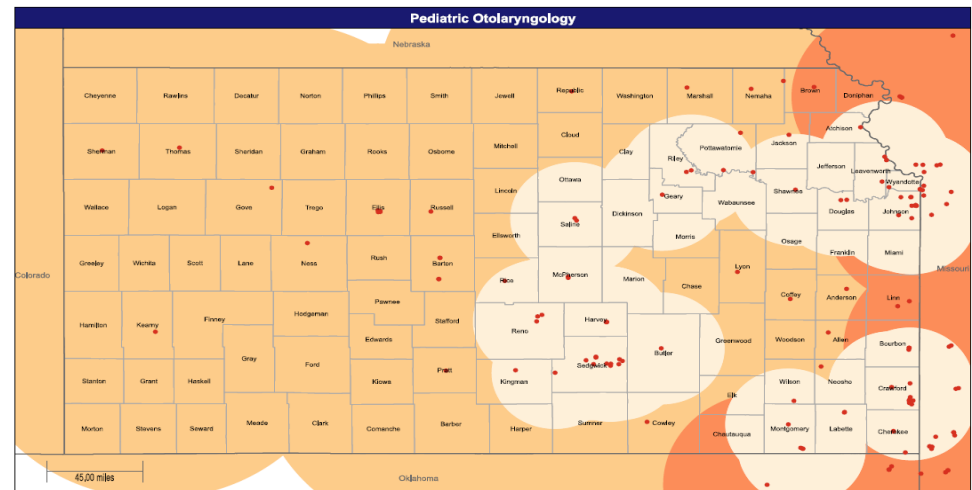
© 2021 Quest Diagnostics, LLC, October 31, 2021

Otolaryngology - Pediatric (Urban/Semi-Urban)
98 providers at 43 locations
● All providers
○ 30 mile radius

Otolaryngology - Pediatric (Border State)
37 providers at 15 locations
● All providers
○ 50 mile radius

Otolaryngology - Pediatric (Consolidated)
123 providers at 67 locations
All providers

UnitedHealthcare



© 2021 Quest Diagnostics, LLC, October 15, 2021

Pediatric Otolaryngology (Urban/Semi-Urban)
91 providers at 59 locations
● All providers
○ 30 mile radius

Pediatric Otolaryngology (Border State)
46 providers at 38 locations
● All providers
○ 50 mile radius

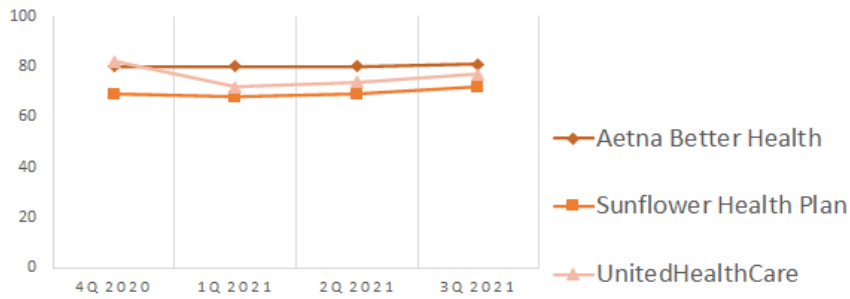
Pediatric Otolaryngology (Densely Settled/Rural/Frontier)

Physical Medicine/Rehab

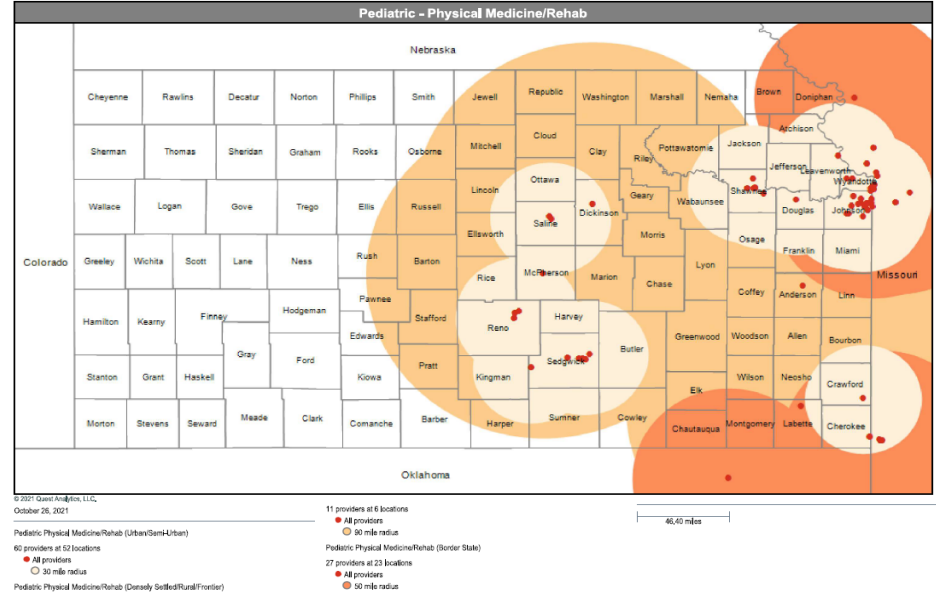
QUARTERLY COUNT TREND

	4Q 2020	1Q 2021	2Q 2021	3Q 2021
Aetna Better Health	80	80	80	81
Sunflower Health Plan	69	68	69	72
UnitedHealthCare	DATA UNAVAILABLE		74	77

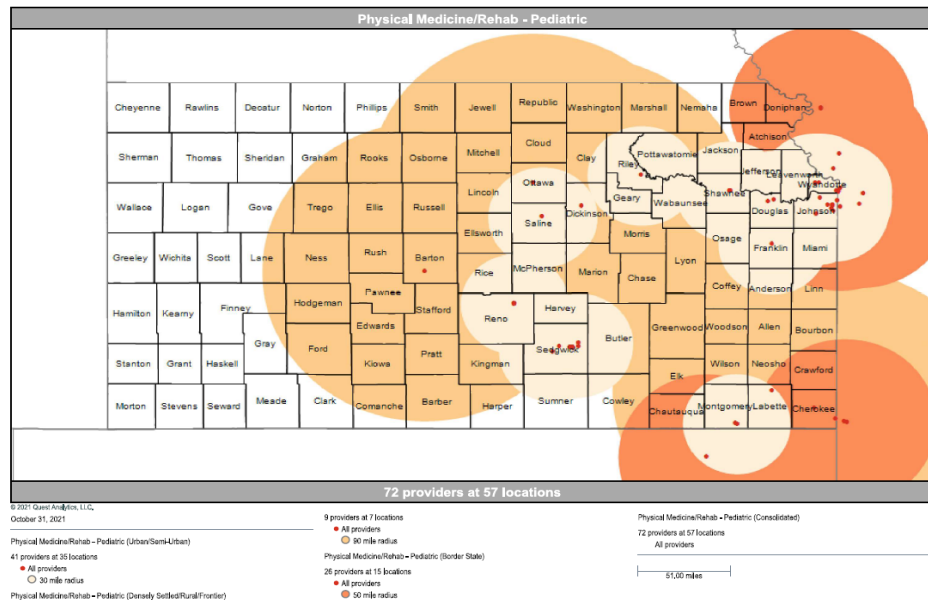
**UNIQUE PROVIDER COUNT
PEDIATRIC PHYSICAL REHABILITATION**



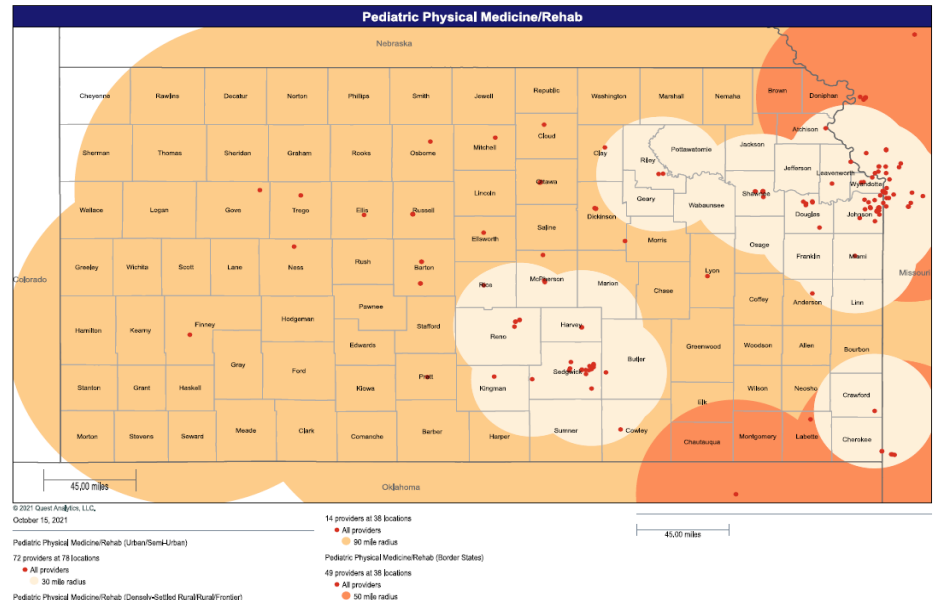
Aetna Better Health



Sunflower Health Plan



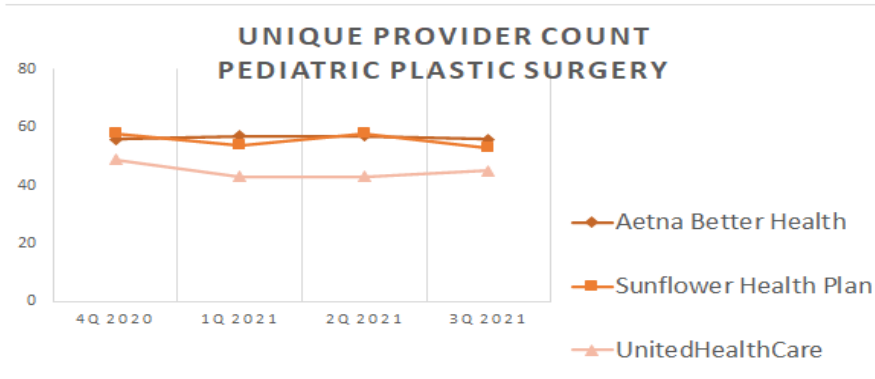
UnitedHealthcare



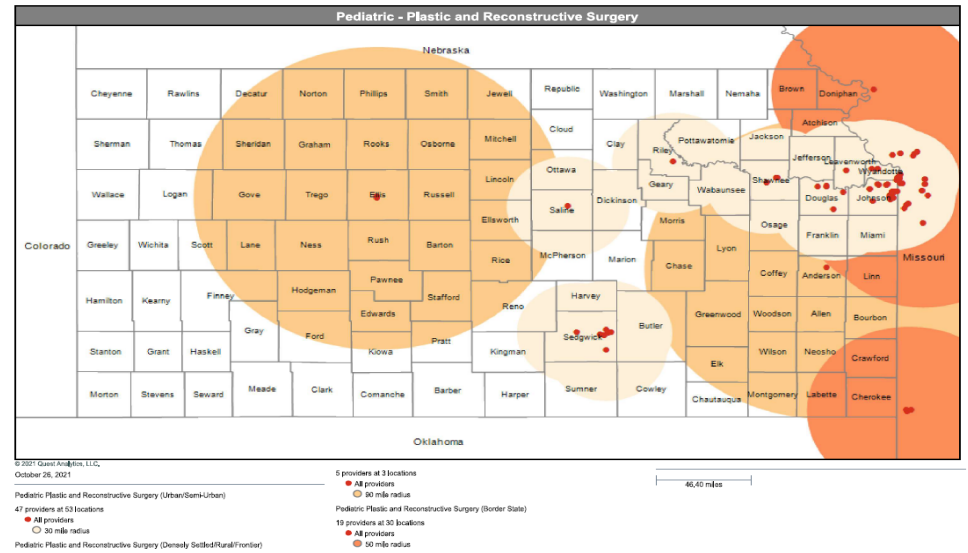
Plastic & Reconstructive Surgery

QUARTERLY COUNT TREND

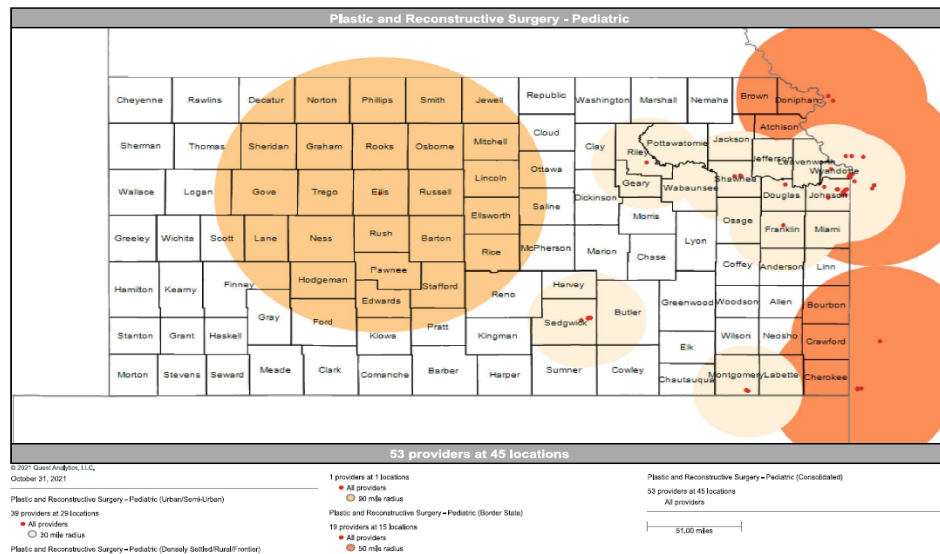
	4Q 2020	1Q 2021	2Q 2021	3Q 2021
Aetna Better Health	56	57	57	56
Sunflower Health Plan	58	54	58	53
UnitedHealthCare	49	43	43	45



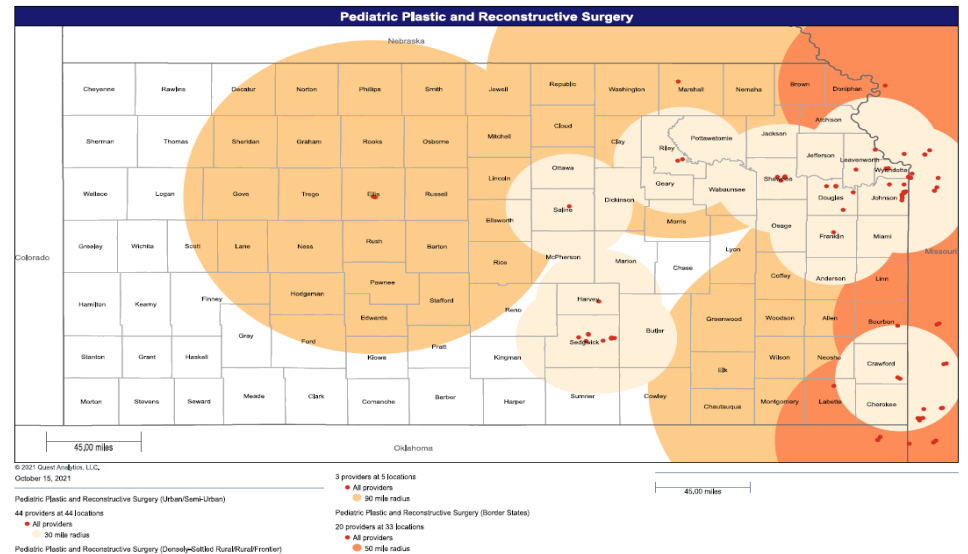
Aetna Better Health



Sunflower Health Plan



UnitedHealthcare

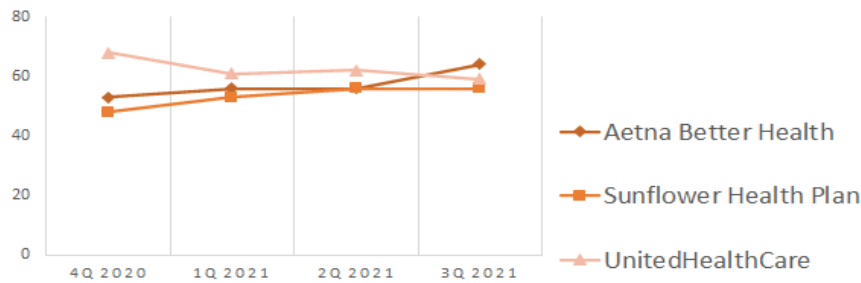


Podiatry

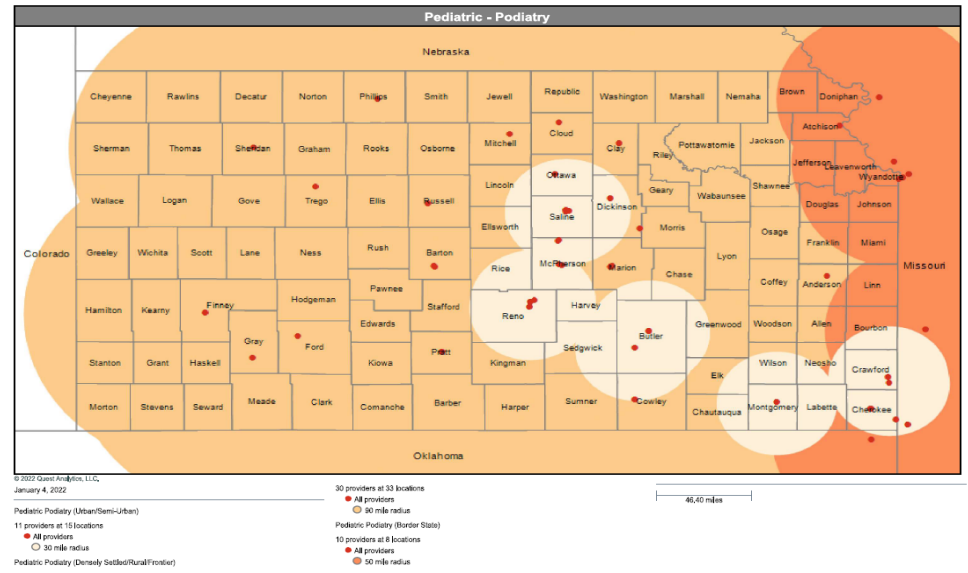
QUARTERLY COUNT TREND

	4Q 2020	1Q 2021	2Q 2021	3Q 2021
Aetna Better Health	53	56	56	64
Sunflower Health Plan	48	53	56	56
UnitedHealthCare	68	61	62	59

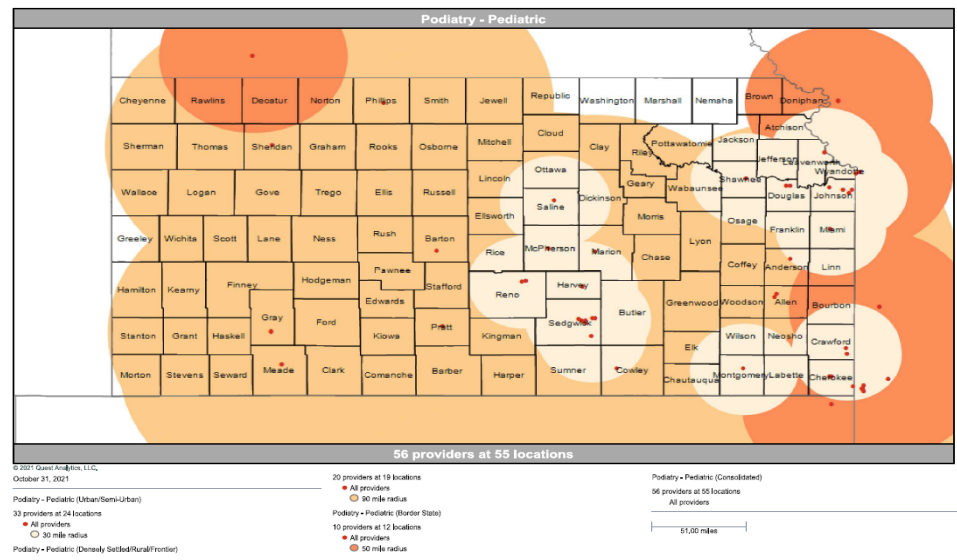
UNIQUE PROVIDER COUNT PEDIATRIC PODIATRY



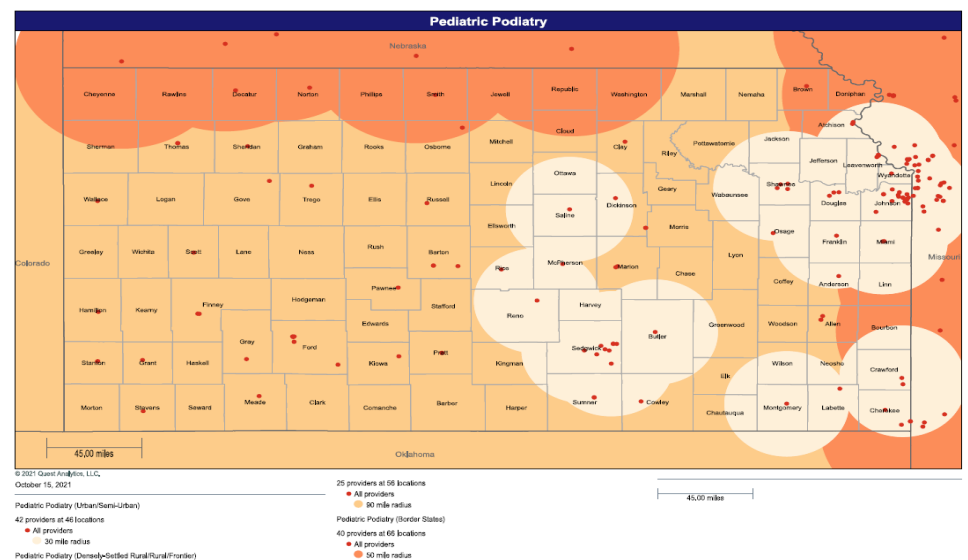
Aetna Better Health



Sunflower Health Plan



UnitedHealthcare

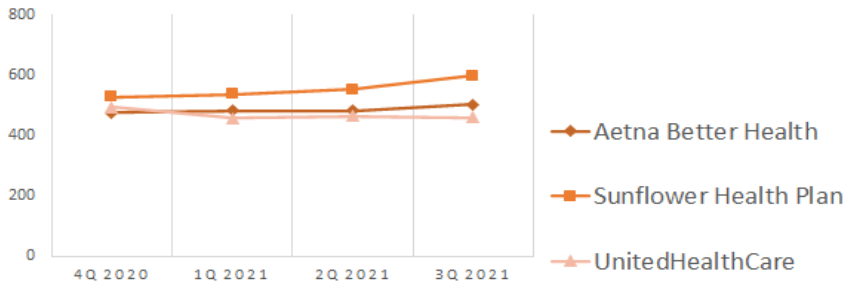


Psychiatrist

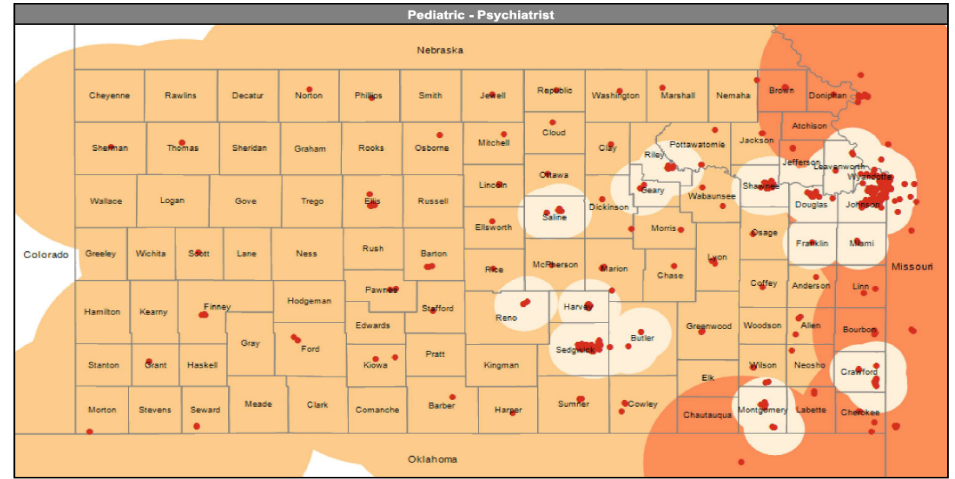
QUARTERLY COUNT TREND

	4Q 2020	1Q 2021	2Q 2021	3Q 2021
Aetna Better Health	475	483	483	502
Sunflower Health Plan	528	537	552	598
UnitedHealthCare	493	458	464	460

UNIQUE PROVIDER COUNT PEDIATRIC PSYCHIATRIST

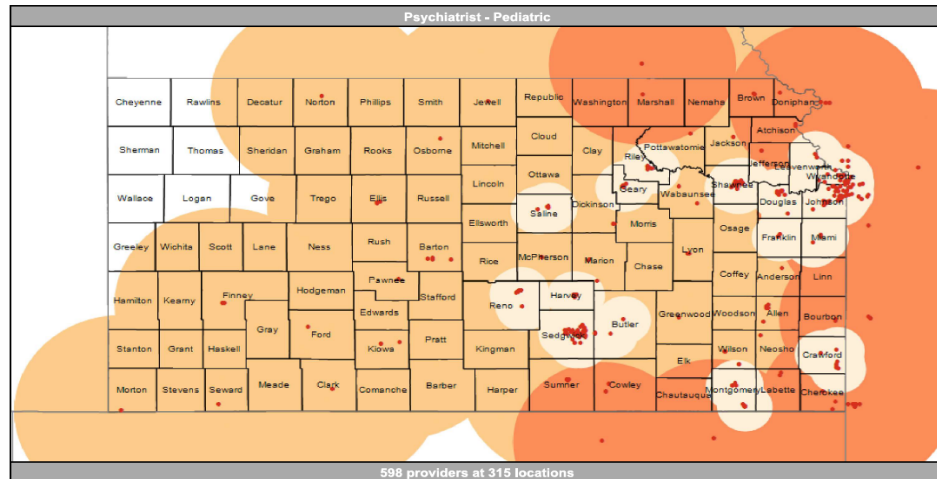


Aetna Better Health



© 2021 Quest Analytics, LLC, October 26, 2021
 Pediatric Psychiatrist (Urban/Semi-Urban)
 348 providers at 290 locations
 ● All providers
 ○ 50 mile radius
 Pediatric Psychiatrist (Border State)
 138 providers at 42 locations
 ● All providers
 ○ 50 mile radius
 Pediatric Psychiatrist (Densely Settled/Rural/Frontier)

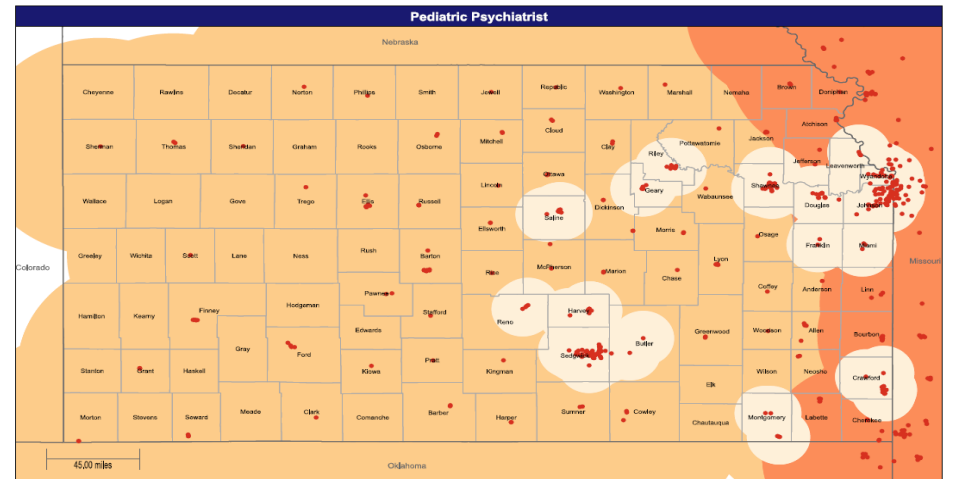
Sunflower Health Plan



© 2021 Quest Analytics, LLC, October 31, 2021
 Psychiatrist - Pediatric (Urban/Semi-Urban)
 447 providers at 201 locations
 ● All providers
 ○ 15 mile radius
 Psychiatrist - Pediatric (Densely Settled/Rural/Frontier)
 107 providers at 55 locations
 ● All providers
 ○ 50 mile radius
 Psychiatrist - Pediatric (Border State)
 144 providers at 49 locations
 ● All providers
 ○ 50 mile radius

Psychiatrist - Pediatric (Consolidated)
 598 providers at 315 locations
 All providers
 50.00 miles

UnitedHealthcare



© 2021 Quest Analytics, LLC, October 15, 2021
 Pediatric Psychiatrist (Urban/Semi-Urban)
 407 providers at 242 locations
 ● All providers
 ○ 15 mile radius
 Pediatric Psychiatrist (Densely Settled/Rural/Frontier)
 130 providers at 142 locations
 ● All providers
 ○ 50 mile radius
 Pediatric Psychiatrist (Border State)
 103 providers at 124 locations
 ● All providers
 ○ 50 mile radius

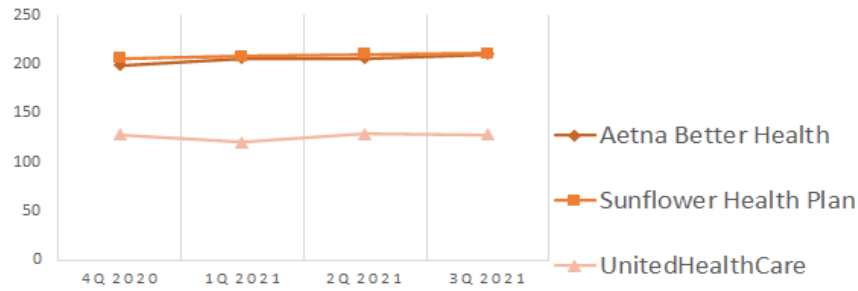
45.00 miles

Pulmonary Disease

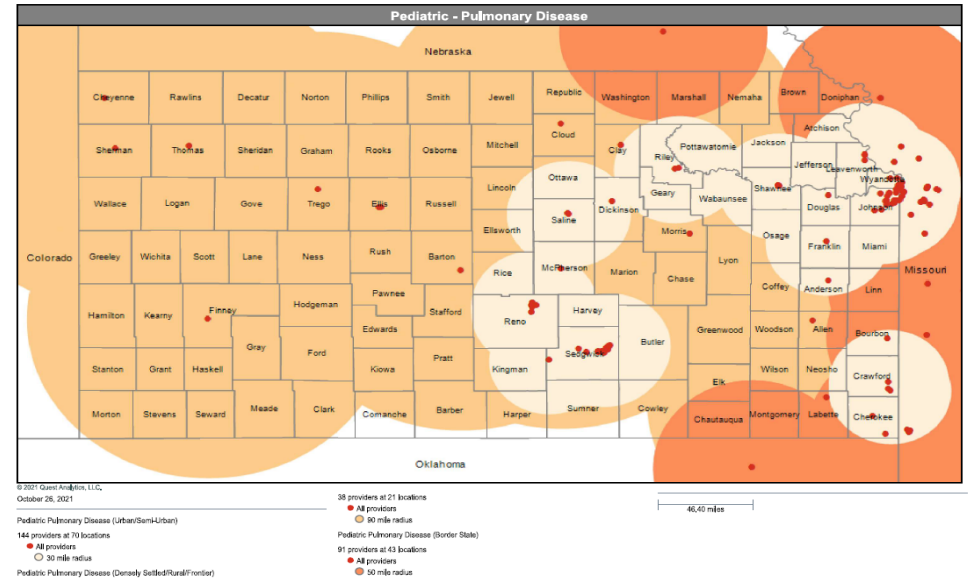
QUARTERLY COUNT TREND

	4Q 2020	1Q 2021	2Q 2021	3Q 2021
Aetna Better Health	199	206	206	210
Sunflower Health Plan	206	208	210	211
UnitedHealthCare	128	120	129	128

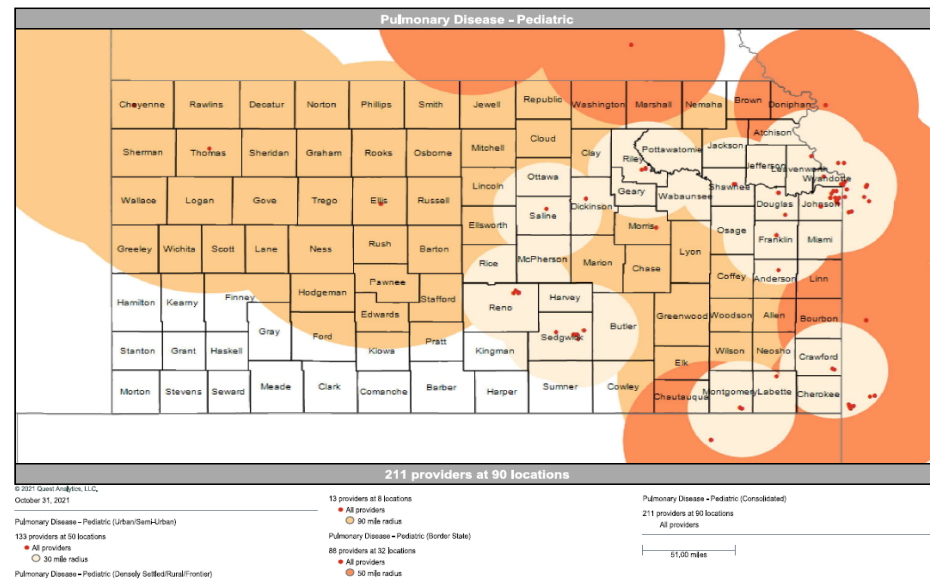
UNIQUE PROVIDER COUNT PEDIATRIC PULMONARY DISEASE



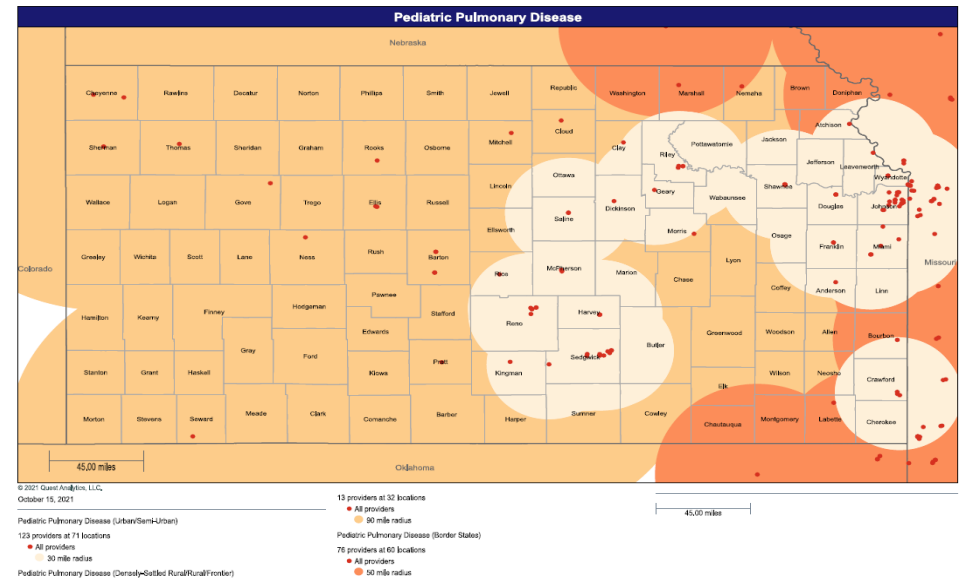
Aetna Better Health



Sunflower Health Plan



UnitedHealthCare

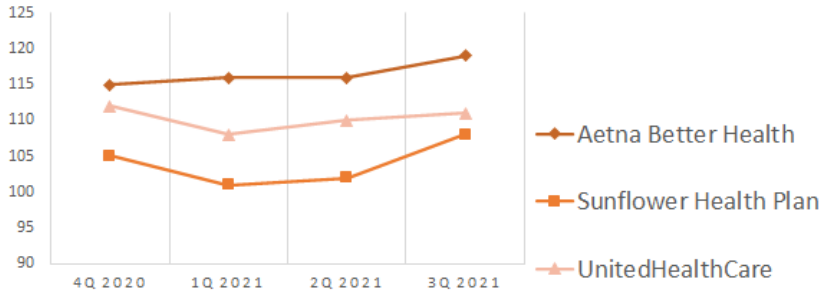


Urology

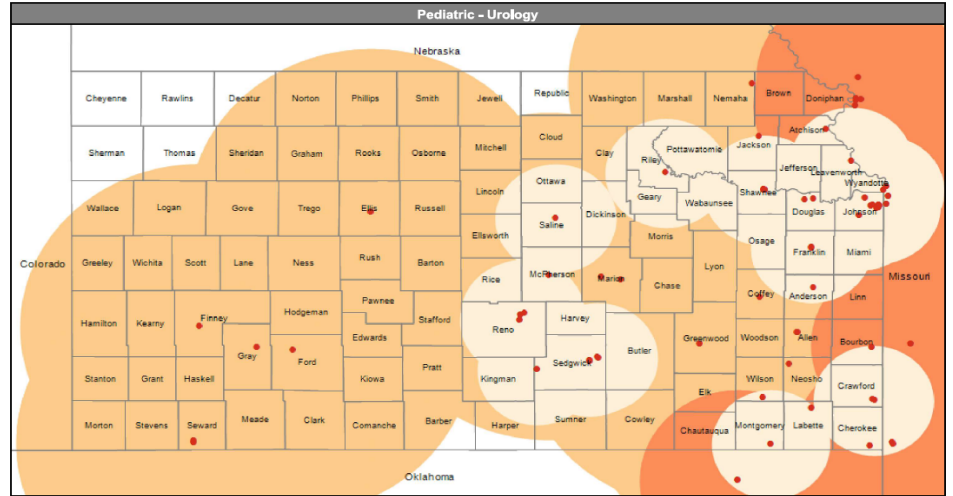
QUARTERLY COUNT TREND

	4Q 2020	1Q 2021	2Q 2021	3Q 2021
Aetna Better Health	115	116	116	119
Sunflower Health Plan	105	101	102	108
UnitedHealthCare	112	108	110	111

UNIQUE PROVIDER COUNT PEDIATRIC UROLOGY



Aetna Better Health



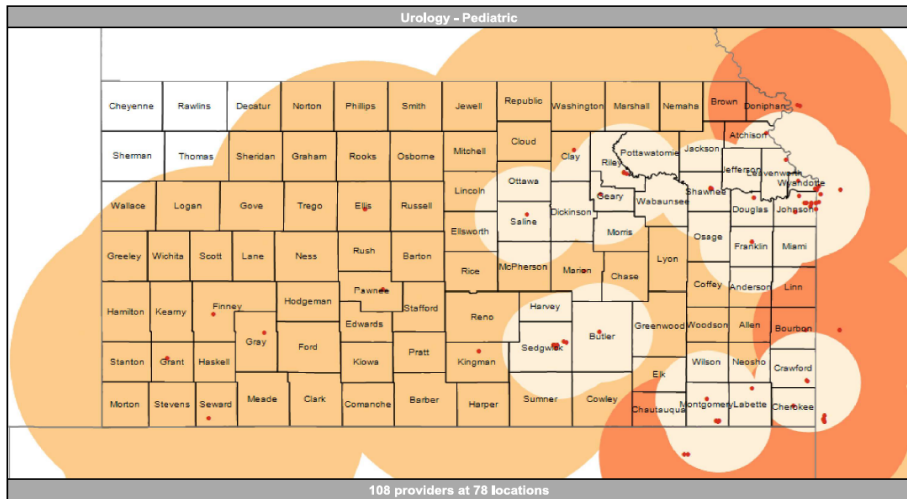
© 2021 Quest Analytics, LLC, October 26, 2021

Pediatric Urology (Urban/Semi-Urban)
20 providers at 24 locations
● All providers
○ 50 mile radius

Pediatric Urology (Border States)
79 providers at 39 locations
● All providers
○ 30 mile radius

Pediatric Urology (Densely Settled/Rural/Frontier)
34 providers at 15 locations
● All providers
○ 50 mile radius

Sunflower Health Plan



© 2021 Quest Analytics, LLC, October 31, 2021

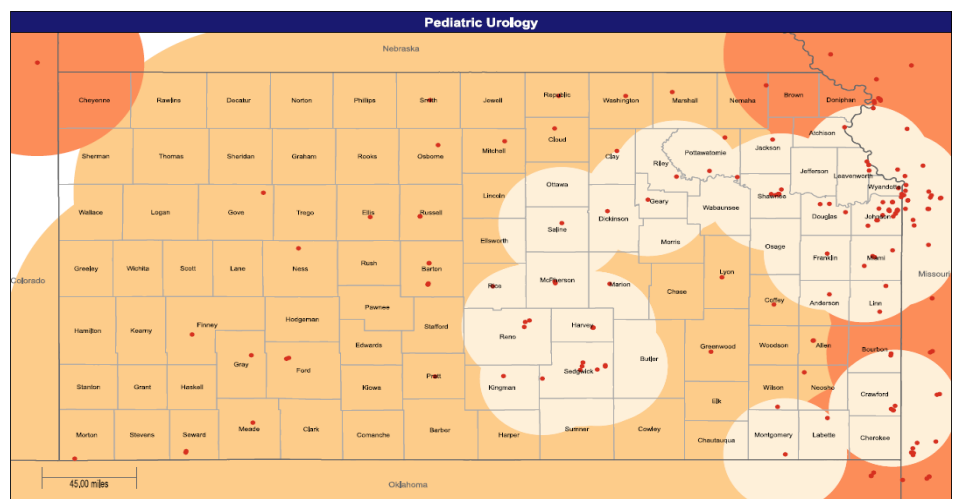
Urology - Pediatric (Urban/Semi-Urban)
65 providers at 43 locations
● All providers
○ 30 mile radius

Urology - Pediatric (Border States)
41 providers at 20 locations
● All providers
○ 50 mile radius

Urology - Pediatric (Densely Settled/Rural/Frontier)
17 providers at 15 locations
● All providers
○ 90 mile radius

Urology - Pediatric (Dense/Statewide)
108 providers at 78 locations
All providers

UnitedHealthCare



© 2021 Quest Analytics, LLC, October 15, 2021

Pediatric Urology (Urban/Semi-Urban)
99 providers at 67 locations
● All providers
○ 30 mile radius

Pediatric Urology (Border States)
90 providers at 54 locations
● All providers
○ 50 mile radius

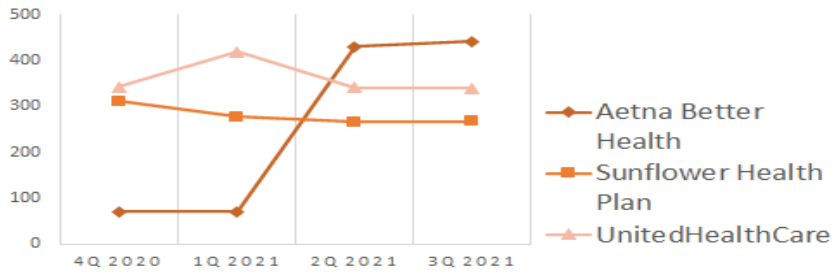
Pediatric Urology (Densely Settled/Rural/Frontier)
25 providers at 53 locations
● All providers
○ 90 mile radius

Dental Primary Care

QUARTERLY COUNT TREND

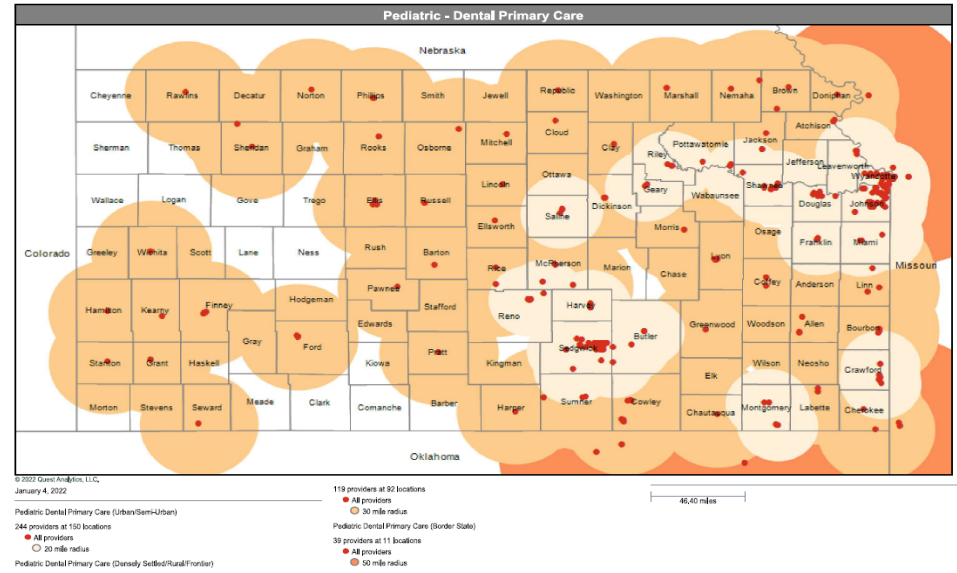
	4Q 2020	1Q 2021	2Q 2021	3Q 2021
Aetna Better Health	70	70	431	442 *
Sunflower Health Plan	311	277	266	268
UnitedHealthCare	342	419	341	340

UNIQUE PROVIDER COUNT PEDIATRIC DENTAL

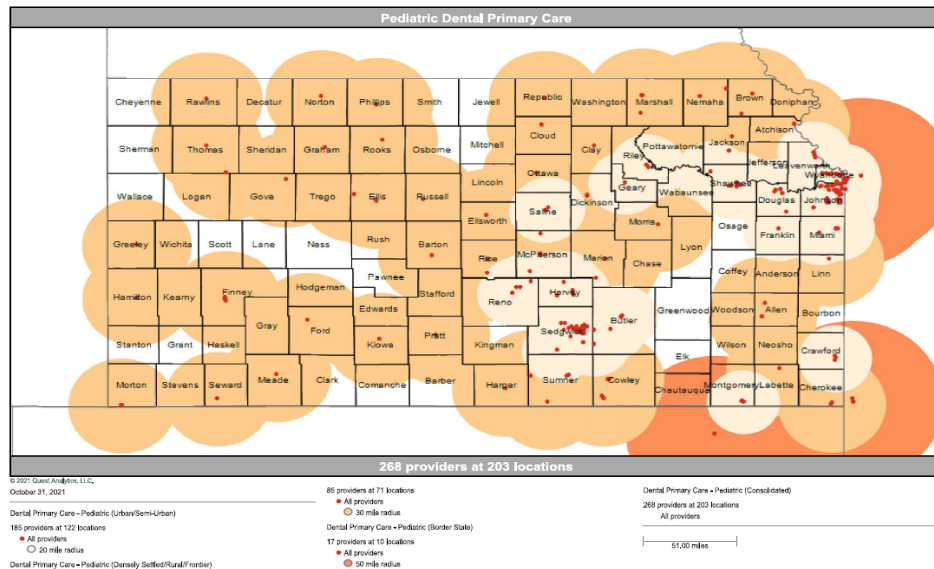


* As of 2Q 2021 Aetna is reporting all dentists whose locations serve pediatric.

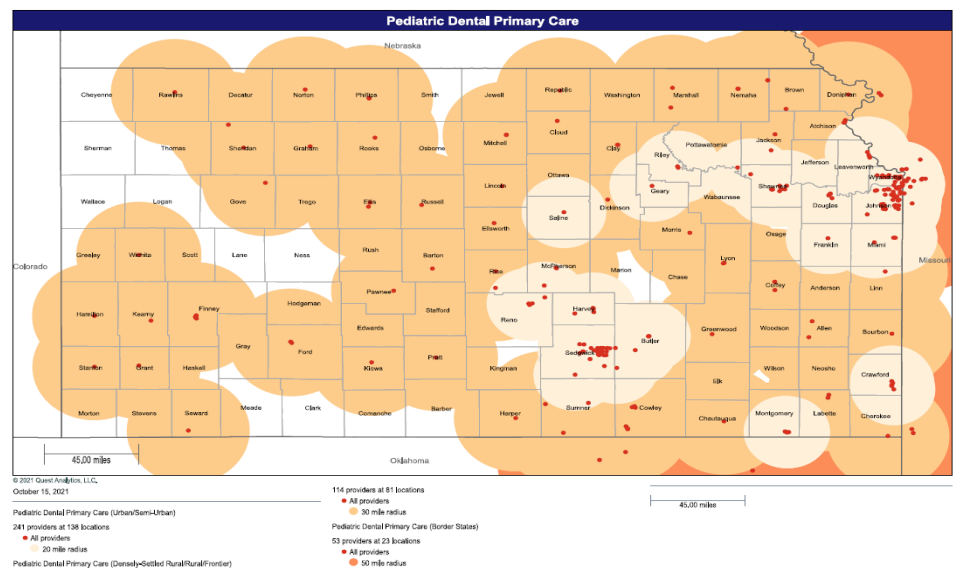
Aetna Better Health



Sunflower Health Plan



UnitedHealthcare



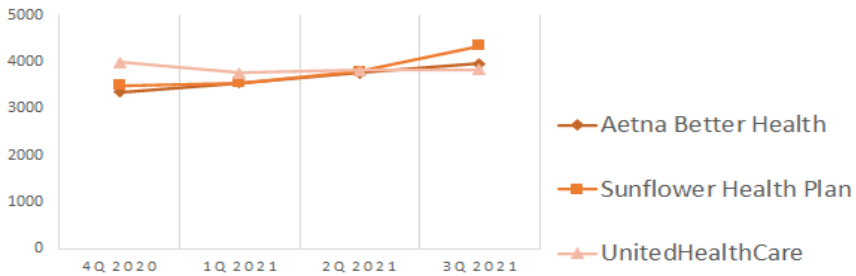
Behavioral Health

Behavioral Health

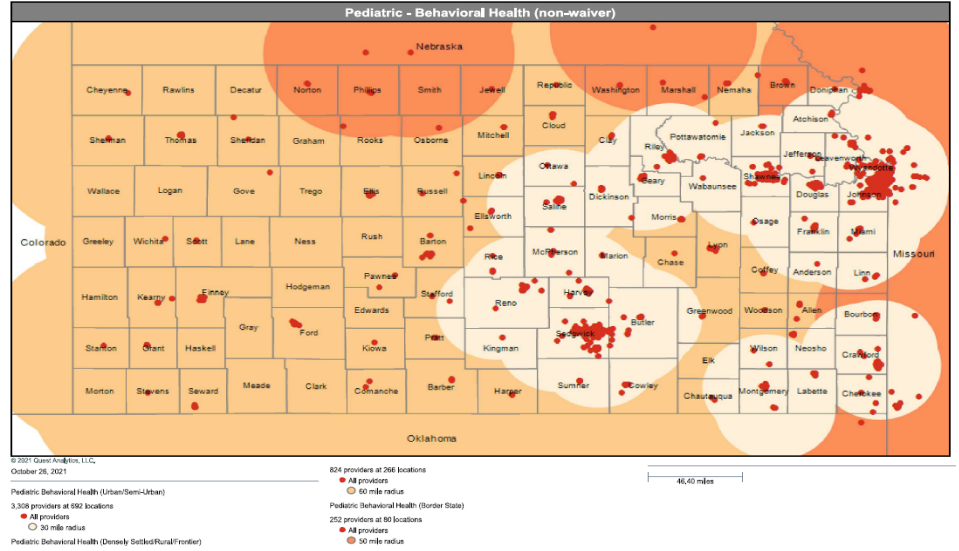
QUARTERLY COUNT TREND

	4Q 2020	1Q 2021	2Q 2021	3Q 2021
Aetna Better Health	3353	3556	3760	3958
Sunflower Health Plan	3497	3557	3799	4346
UnitedHealthCare	3994	3769	3818	3831

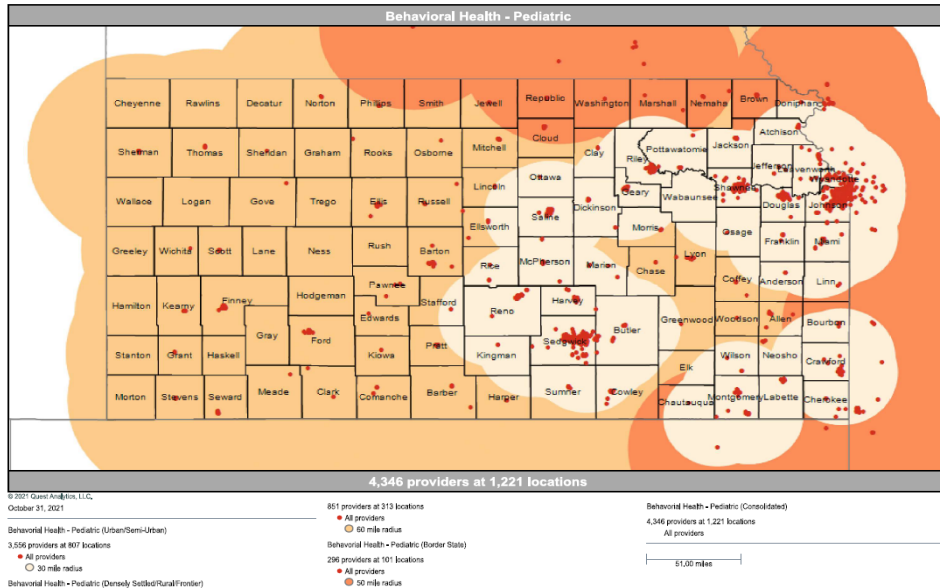
UNIQUE PROVIDER COUNT PEDIATRIC BEHAVIORAL HEALTH



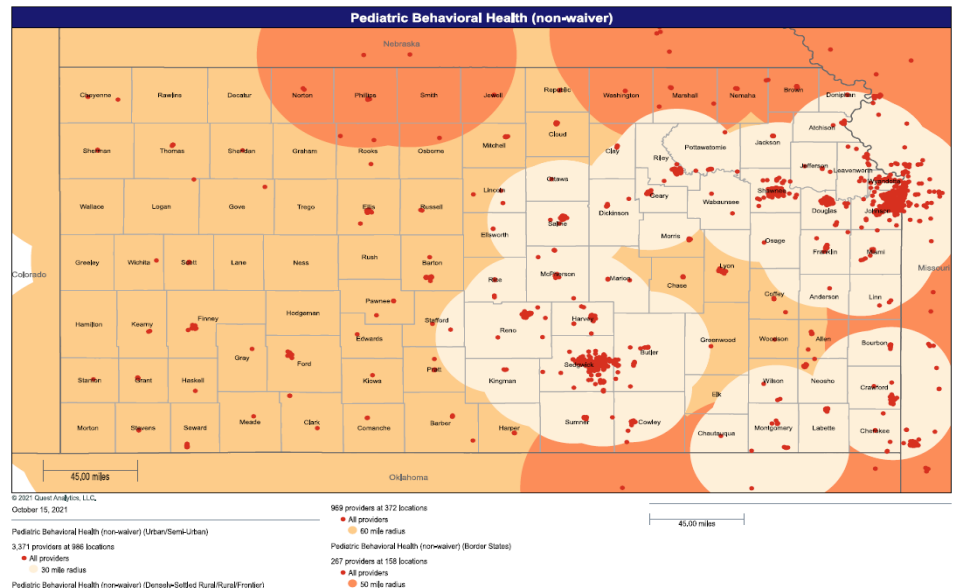
Aetna Better Health



Sunflower Health Plan



UnitedHealthcare





KanCare Managed Care Organization

Network Access As of October 1, 2021

Description of Provider Types and Specialties

Provider Type/Specialty	Description
Primary Care Provider (PCP)	<p>All KanCare members will select or be assigned to a PCP. The KanCare MCOs contract with PCPs to provide, to their members, primary care services including:</p> <ul style="list-style-type: none"> • Basic diagnosis and treatment of common illnesses and medical conditions • Counseling and education on safe health behaviors, self-care skills, treatment options, and preventive services • Referrals to specialists for treatment and management of more complex conditions <p>Family practitioners, general practitioners, internists, pediatricians, OB/GYNs, and other types of providers contracted to fulfill this purpose, may function as PCPs. In addition, physician assistants and nurse practitioners supporting the types of physicians listed above may function as PCPs. The access standard for urban and semi-urban counties is that a PCP be available within 20 miles of the member's residence. For rural and frontier counties, a PCP should be available within 30 miles of the member's residence.</p>
Allergy	<p>Allergists are doctors who specialize in diagnosis, treatment and management of allergies, asthma and immunologic disorders. The KanCare MCOs contract with allergists to provide these services to their members. The access standard for urban and semi-urban counties is that an allergist be available within 25 miles of the member's residence. For rural and frontier counties, an allergist should be available within 100 miles of the member's residence.</p>
Cardiology	<p>Cardiologists are doctors who specialize in diagnosing and treating diseases or conditions of the heart and blood vessels—the cardiovascular system. The KanCare MCOs contract with cardiologists and cardiovascular surgeons to provide these services to their members. The access standard for urban and semi-urban counties is that a cardiologist be available within 25 miles of the member's residence. For rural and frontier counties, a cardiologist should be available within 100 miles of the member's residence.</p>
Dermatology	<p>Dermatologists are doctors who specialize in diagnosis, treatment, and prevention of skin diseases or skin cancers. The KanCare MCOs contract with dermatologists to provide these services to their members. The access standard for urban and semi-urban counties is that a dermatologist be available within 25 miles of the member's residence. For rural and frontier counties, a dermatologist should be available within 100 miles of the member's residence.</p>
Internal Medicine	<p>Physicians specializing in internal medicine, internists, deal with the prevention, diagnosis, and treatment of adult diseases. The access standard for urban and semi-urban counties is that an internist be available within 25 miles of the member's residence. For rural and frontier counties, an internist should be available within 100 miles of the member's residence.</p>
Gastroenterology	<p>Gastroenterologists are doctors who specialize in diseases of the digestive tract. The KanCare MCOs contract with gastroenterologists to provide these services to their members. The access standard for urban and semi-urban counties is that a gastroenterologist be available within 25 miles of the member's residence. For rural and frontier counties, a gastroenterologist should be available within 100 miles of the member's residence.</p>
General Surgery	<p>A general surgeon is a physician who has been educated and trained in the diagnosis and preoperative, operative, and postoperative management of patient care. The KanCare MCOs contract with general surgeons to provide these services to their members. The access standard for urban and semi-urban counties is that a general surgeon be available within 25 miles of the member's residence. For rural and frontier counties, a general surgeon should be available within 100 miles of the member's residence.</p>
Hematology/Oncology	<p>Hematologists are doctors who specialize in diagnosis, treatment, and management of blood disorders. The KanCare MCOs contract with hematologists to provide these services to their members. The access standard for urban and semi-urban counties is that a hematologist be available within 25 miles of the member's residence. For rural and frontier counties, a hematologist should be available within 100 miles of the member's residence.</p>



Neonatology	Neonatologists are doctors who specialize in the treatment of newborn infants—especially premature and ill infants. The KanCare MCOs contract with neonatologists to provide these services to their members. The access standard for urban and semi-urban counties is that a neonatologist be available within 25 miles of the member’s residence. For rural and frontier counties, a neonatologist should be available within 100 miles of the member’s residence.
Nephrology	Nephrologists are doctors who specialize in diagnosis and management of kidney diseases. The KanCare MCOs contract with nephrologists to provide these services to their members. The access standard for urban and semi-urban counties is that a nephrologist be available within 25 miles of the member’s residence. For rural and frontier counties, a nephrologist should be available within 100 miles of the member’s residence.
Neurology	Neurologists are doctors who specialize in diagnosis and treatment of disorders of the nervous system. The KanCare MCOs contract with neurologists to provide these services to their members. The access standard for urban and semi-urban counties is that a neurologist be available within 25 miles of the member’s residence. For rural and frontier counties, a neurologist should be available within 100 miles of the member’s residence.
Neurosurgery	Neurosurgeons are doctors who specialize in brain and spinal surgery. The KanCare MCOs contract with neurosurgeons to provide these services to their members. The access standard for urban and semi-urban counties is that a neurosurgeon be available within 25 miles of the member’s residence. For rural and frontier counties, a neurosurgeon should be available within 100 miles of the member’s residence.
OB/GYN	An obstetrician/gynecologist (OB/GYN) is a physician who both delivers babies and treats diseases of the female reproductive organs. The KanCare MCOs contract with OB/GYNs, including specialists in maternal fetal medicine and certified nurse midwives, to provide these services to their members. The access standard for urban and semi-urban counties is that an OB/GYN be available within 15 miles of the member’s residence. For rural and frontier counties, an OB/GYN should be available within 60 miles of the member’s residence.
Ophthalmology	An ophthalmologist is a physician specializing in medical and surgical eye problems. Since ophthalmologists perform operations on eyes, they are both surgical and medical specialists. The KanCare MCOs contract with ophthalmologists to provide these services to their members. The access standard for urban and semi-urban counties is that an ophthalmologist be available within 25 miles of the member’s residence. For rural and frontier counties, an ophthalmologist should be available within 100 miles of the member’s residence.
Orthopedics	Orthopedists are doctors who specialize in disorders of the bones, ligaments, tendons and joints. The KanCare MCOs contract with orthopedists to provide these services to their members. The access standard for urban and semi-urban counties is that an orthopedist be available within 25 miles of the member’s residence. For rural and frontier counties, an orthopedist should be available within 100 miles of the member’s residence.
Otolaryngology	An otolaryngologist is a physician who specializes in the diagnosis and treatment of disorders of the head and neck. This specialty is more commonly known as ENT (ear, nose, and throat). The access standard for urban and semi-urban counties is that an otolaryngologist be available within 25 miles of the member’s residence. For rural and frontier counties, an otolaryngologist should be available within 100 miles of the member’s residence.
Physical Medicine/Rehab	Physical medicine and rehabilitation is an area of medicine that strives to restore and enhance function and quality of life to those with physical impairments or disabilities. A physician in this field, a physiatrist, specializes in restoring function to people with injuries to the muscles, bones, tissues, and nervous system (such as stroke patients). The access standard for urban and semi-urban counties is that a physiatrist be available within 25 miles of the member’s residence. For rural and frontier counties, a physiatrist should be available within 100 miles of the member’s residence.
Plastic & Reconstructive Surgery	A plastic surgeon specializes in the correction or restoration of form and function. Although cosmetic surgery is the most well-known type of plastic surgery, most plastic surgery is not cosmetic. Plastic surgeons deal with reconstructive surgery as well as the treatment of burns. The access standard for urban and semi-urban counties is that a plastic surgeon be available within 25 miles of the member’s residence. For rural and frontier counties, a plastic surgeon should be available within 100 miles of the member’s residence.



**KanCare Managed Care
Organization Network
Access As of October 1, 2021**

Podiatry	A podiatrist is a physician who specializes in the diagnosis and treatment of disorders of the foot, ankle, and lower extremities. The access standard for urban and semi-urban counties is that a podiatrist be available within 25 miles of the member's residence. For rural and frontier counties, a podiatrist should be available within 100 miles of the member's residence.
Psychiatrist	A psychiatrist is a physician who specializes in the prevention, diagnosis, and treatment of mental, addictive, and emotional disorders. The KanCare MCOs contract with psychiatrists to provide these services to their members. The access standard for urban and semi-urban counties is that a psychiatrist be available within 15 miles of the member's residence. For rural and frontier counties, a psychiatrist should be available within 60 miles of the member's residence.
Pulmonary Disease	A pulmonologist is a physician who diagnoses and treats diseases and conditions of the lungs and chest. Pulmonology often involves managing patients who need life support and mechanical ventilation. The access standard for urban and semi-urban counties is that a pulmonologist be available within 25 miles of the member's residence. For rural and frontier counties, a pulmonologist should be available within 100 miles of the member's residence.
Urology	Urology focuses on the urinary tract in males and females, and on the reproductive system in males. Urologists diagnose, treat, and manage patients with urological disorders. The organs covered by urology include the kidneys, ureters, urethra, urinary bladder, adrenal gland and the male reproductive organs. The access standard for urban and semi-urban counties is that a urologist be available within 25 miles of the member's residence. For rural and frontier counties, a urologist should be available within 100 miles of the member's residence.
Hospital	Hospitals are healthcare institutions that provide patient treatment by specialized staff and equipment. Hospitals most commonly provide overnight stays for people with serious or life threatening health problems, emergency care, and surgical care. The KanCare MCOs contract with hospitals to provide these services to their members. The access standard for both urban and rural counties is that a hospital be available within 30 miles of the member's residence.
Optometry	An optometrist is a health care professional who is licensed to provide primary eye care services. The KanCare MCOs contract with optometrists to provide these services to their members. The access standard for both urban and rural counties is that an optometrist be available within 30 minutes transport time of the member's residence. The plans have used 30 miles as a proxy for 30 minutes transport time.
Dental Primary Care	Dental primary care includes dental procedures or protocols that attempt to preserve oral hard tissues (teeth) and soft tissues (gums) in good health. Common examples of services include checkups, cleanings, fluoride treatment and sealants. The KanCare MCOs contract with dental providers, including general dentistry practitioners and pediatric dentists, to provide primary dental care services to their members. The access standard for urban and semi-urban counties is that dental primary care be available within 20 miles of the member's residence. For rural and frontier counties, dental primary care should be available within 30 miles of the member's residence.
Retail Pharmacy	Retail pharmacists are medical professionals who prepare and sell prescription drugs as directed by physicians. Pharmacists use their knowledge and training to counsel customers on the appropriate dosages as well as provide instructions concerning the safety of combining certain medications. The KanCare MCOs contract with retail pharmacies to provide these services to their members. The access standard for urban and semi-urban counties is that a retail pharmacy be available within 10 miles of the member's residence. For rural and frontier counties, a retail pharmacy should be available within 30 miles of the member's residence.
Behavioral Health	Behavioral healthcare refers to a continuum of services for individuals at risk of, or suffering from, mental, behavioral, or addictive disorders. The KanCare MCOs contract with behavioral health providers, including mental health and substance use disorder providers, to offer these services to their members. The access standard for urban and semi-urban counties is that behavioral health services be available within 30 miles of the member's residence. For densely-settled rural counties, behavioral health services should be available within 45 miles of the member's residence. For rural and frontier counties, behavioral health services should be available within 60 miles of the member's residence. The KanCare MCOs were instructed to exclude Community Mental Health Centers (CMHCs), Psychiatric Residential Treatment Facilities (PRTFs), and Regional Alcohol and Drug Assessment Centers (RADACs) when creating these maps, as all of these providers must be in network for all plans due to the nature of service they provide.