



GEO-ACCESS MAPS

For 1st Quarter, 2022

The following Geo-Access maps are generated by the KanCare Managed Care Organizations (MCOs) each quarter and illustrate the geographical coverage of providers throughout the state for specific provider types. The format for the maps has been updated to reflect changes with KanCare 2.0 and in accordance with the Medicaid and CHIP Managed Care Final Rule.

The Geographic Mapping Reports allow KDHE to evaluate the growth of the network, identify gaps in coverage, monitor MCO compliance with the KanCare Network Adequacy Standards, and provide constructive feedback to the MCOs.

The provider categories included in the maps are listed below:

- Adult Primary Care Providers (PCPs)
- Pediatric Primary Care Providers (PCPs)
- OB/GYN
- Adult Behavioral Health (non-waiver)
- Pediatric Behavioral Health (non-waiver)
- Adult Specialists
- Pediatric Specialists
- Hospital
- Pharmacy
- Dental and Vision
- Ancillary Services
- HCBS (fixed-site)

Each map identifies the specialty and—where applicable—population for the service identified. Only providers contracted for the specified service are shown, including providers in border states. Provider service locations are identified on each map as a small dot and colored circles are used to represent the radius in miles from each provider service location (for the identified urban-rural classification). The size of each circle corresponds to distance requirements identified in the network standards.

For each map, a count will display the number of unique providers and locations. In some instances, many providers practice in a single location. Providers may also have multiple practice locations.

The index below identifies the classification indicators used in the maps. For all maps, the following scale is used.



Adult Services

- Urban/Semi-Urban
- Densely Settled/Rural/Frontier
- Border State
- Provider Locations

Pediatric Services

- Urban/Semi-Urban
- Densely Settled/Rural/Frontier
- Border State
- Provider Locations

HCBS Services

- Urban/Semi-Urban
- Densely Settled/Rural/Frontier
- Border State
- Provider Locations

Hospital, Ancillary, Pharmacy, and Vision Services

- Urban/Semi-Urban
- Densely Settled/Rural/Frontier
- Border State
- Provider Locations



KanCare Managed Care Organization
 Mapped Provider Count Report
Aetna Better Health

Provider Specialty Type	# Unique Providers	# Unique Locations	URBAN & SEMI-URBAN		RURAL & FRONTIER	
			Percent of Members within Access Standard	Mean Distance from Member to Provider Type	Percent of Members within Access Standard	Mean Distance from Member to Provider Type
Primary Care Physicians			<i>20 MILES / 40 MINUTES</i>		<i>30 MILES / 45 MINUTES</i>	
Adult Primary Care Providers	2500	790	100.0%	1.5	100.0%	3.9
Pediatric Primary Care Providers	3113	828	100.0%	1.6	100.0%	3.9
OB/GYN			<i>15 MILES / 30 MINUTES</i>		<i>60 MILES / 90 MINUTES</i>	
OB/GYN	499	254	99.9%	3.1	100.0%	13.7
Behavioral Health			<i>30 MILES / 60 MINUTES</i>		<i>60 MILES / 90 MINUTES</i>	
Adult Behavioral Health	3427	1007	100.0%	1.4	100.0%	5.8
Pediatric Behavioral Health	4077	1024	100.0%	1.5	100.0%	5.8
Specialist			<i>30 MILES / 60 MINUTES</i>		<i>90 MILES / 135 MINUTES</i>	
ADULT SPECIALIST			<i>30 MILES / 60 MINUTES</i>		<i>90 MILES / 135 MINUTES</i>	
Allergy	39	51	97.1%	8.1	100.0%	41.0
Cardiology	507	296	100.0%	2.9	100.0%	15.6
Dermatology	58	118	100.0%	4.8	100.0%	20.4
Gastroenterology	145	114	100.0%	7.5	99.7%	40.3
General Surgery	469	358	100.0%	3.0	100.0%	7.9
Hematology/Oncology	244	180	100.0%	4.5	100.0%	23.6
Nephrology	131	131	100.0%	5.2	100.0%	25.8
Neurology	358	223	100.0%	3.9	100.0%	16.4
Ophthalmology	117	102	100.0%	6.2	100.0%	25.0
Orthopedics	306	254	100.0%	3.2	100.0%	10.9
Otolaryngology	128	96	100.0%	5.5	100.0%	27.1
Physical Medicine/Rehab	84	91	100.0%	6.7	90.8%	51.7
Plastic and Reconstructive Surgery	57	89	96.7%	9.5	92.3%	56.2
Podiatry	65	81	100.0%	6.4	100.0%	21.0
Psychiatrist	524	389	100.0%	2.2	100.0%	8.4
NOTE: The standard for this specialty differs from other specialties in this group.			<i>15 MILES / 30 MINUTES</i> ↑		<i>60 MILES / 90 MINUTES</i> ↑	
Pulmonary Disease	212	150	100.0%	5.5	100.0%	27.1
Urology	116	82	100.0%	6.2	99.8%	25.0



KanCare Managed Care Organization
 Mapped Provider Count Report
Aetna Better Health

Provider Specialty Type	# Unique Providers	# Unique Locations	URBAN & SEMI-URBAN		RURAL & FRONTIER	
			Percent of Members within Access Standard	Mean Distance from Member to Provider Type	Percent of Members within Access Standard	Mean Distance from Member to Provider Type
PEDIATRIC SPECIALIST			<i>30 MILES / 60 MINUTES</i>		<i>90 MILES / 135 MINUTES</i>	
Allergy	39	50	97.7%	8.0	100.0%	45.1
Cardiology	507	296	100.0%	3.2	100.0%	15.3
Dermatology	58	118	100.0%	5.0	100.0%	19.9
Gastroenterology	145	114	100.0%	7.3	99.6%	43.7
General Surgery	468	358	100.0%	3.3	100.0%	7.8
Hematology/Oncology	244	180	100.0%	4.8	100.0%	22.3
Neonatology	56	24	94.5%	15.3	66.7%	97.5
Nephrology	130	131	100.0%	5.4	100.0%	28.4
Neurology	358	223	100.0%	4.2	100.0%	17.3
Ophthalmology	117	102	100.0%	5.9	100.0%	27.2
Orthopedics	306	254	100.0%	3.4	100.0%	10.8
Otolaryngology	128	96	100.0%	5.6	100.0%	30.2
Physical Medicine/Rehab	84	91	100.0%	6.5	85.0%	62.3
Plastic and Reconstructive Surgery	57	89	97.3%	8.8	86.9%	66.0
Podiatry	65	81	100.0%	6.4	100.0%	22.4
Psychiatrist	523	387	100.0%	2.4	100.0%	8.4
NOTE: The standard for this specialty differs from other specialties in this group.			<i>15 MILES / 30 MINUTES</i> ↑		<i>60 MILES / 90 MINUTES</i> ↑	
Pulmonary Disease	212	150	100.0%	5.5	100.0%	29.8
Urology	116	82	100.0%	6.4	99.7%	24.3
Hospital			<i>30 MILES / 60 MINUTES</i>		<i>60 MILES / 90 MINUTES</i>	
Hospital	143	147	100.0%	4.6	100.0%	7.7
Pharmacy			<i>10 MILES / 20 MINUTES</i>		<i>30 MILES / 45 MINUTES</i>	
Pharmacy	685	680	99.9%	1.6	100.0%	4.1
Vision			<i>30 MILES / 60 MINUTES</i>		<i>60 MILES / 90 MINUTES</i>	
Optometry	404	301	100.0%	2.0	100.0%	8.5
Dental			<i>20 MILES / 40 MINUTES</i>		<i>30 MILES / 45 MINUTES</i>	
Adult Dental Primary Care	320	225	100.0%	2.6	97.8%	9.3
Pediatric Dental Primary Care	376	253	100.0%	2.5	97.6%	9.0



KanCare Managed Care Organization
 Mapped Provider Count Report
Aetna Better Health

Provider Specialty Type	# Unique Providers	# Unique Locations	URBAN & SEMI-URBAN		RURAL & FRONTIER	
			Percent of Members within Access Standard	Mean Distance from Member to Provider Type	Percent of Members within Access Standard	Mean Distance from Member to Provider Type
Ancillary Services			30 MILES / 60 MINUTES		60 MILES / 90 MINUTES	
Physical Therapy	654	227	100.0%	3.2	100.0%	14.4
Occupational Therapy	222	119	100.0%	4.3	92.6%	31.4
Speech Therapy	227	112	97.5%	6.8	92.6%	36.9
X-Ray	157	163	100.0%	4.2	100.0%	7.7
Lab	187	195	100.0%	4.4	100.0%	7.0
NOTE: The standard for this specialty differs from other specialties in this group.					30 MILES / 60 MINUTES ↑	

Provider Specialty Type	# Unique Providers	# Unique Locations	URBAN & SEMI-URBAN		RURAL & FRONTIER	
			Percent of Members within Access Standard	Mean Distance from Member to Specialist	Percent of Members within Access Standard	Mean Distance from Member to Specialist
Adult Day Care PT 55/PS 410/PC S5101 & S5102			30 MILES / 60 MINUTES		60 MILES / 100 MINUTES	
FE Waiver Providers	131	138	100.0%	4.3	100.0%	13.6
Day Supports PT 55/PS 520/PC T2021						
IDD Waiver Providers	124	140	100.0%	3.5	100.0%	17.1



KanCare Managed Care Organization
 Mapped Provider Count Report
Sunflower State Health Plan

Provider Specialty Type	# Unique Providers	# Unique Locations	URBAN & SEMI-URBAN		RURAL & FRONTIER	
			Percent of Members within Access Standard	Mean Distance from Member to Provider Type	Percent of Members within Access Standard	Mean Distance from Member to Provider Type
Primary Care Physicians			<i>20 MILES / 40 MINUTES</i>		<i>30 MILES / 45 MINUTES</i>	
Adult Primary Care Providers	3,435	1,042	100.0%	1.4	100.0%	3.0
Pediatric Primary Care Providers	4,281	1,086	100.0%	1.5	100.0%	3.2
OB/GYN			<i>15 MILES / 30 MINUTES</i>		<i>60 MILES / 90 MINUTES</i>	
OB/GYN	467	201	99.9%	3.2	97.6%	16.5
Behavioral Health			<i>30 MILES / 60 MINUTES</i>		<i>60 MILES / 90 MINUTES</i>	
Adult Behavioral Health	3,573	1,180	100.0%	1.2	100.0%	5.0
Pediatric Behavioral Health	4,317	1,225	100.0%	1.3	100.0%	5.3
Specialist			<i>30 MILES / 60 MINUTES</i>		<i>90 MILES / 135 MINUTES</i>	
ADULT SPECIALIST			<i>30 MILES / 60 MINUTES</i>		<i>90 MILES / 135 MINUTES</i>	
Allergy	47	32	99.1%	7.8	100.0%	38.4
Cardiology	486	160	100.0%	4.6	100.0%	21.2
Dermatology	93	69	99.9%	7.8	100.0%	36.7
Gastroenterology	144	73	100.0%	7.3	99.8%	40.4
General Surgery	463	250	100.0%	3.4	100.0%	9.9
Hematology/Oncology	230	79	100.0%	5.6	99.8%	29.7
Nephrology	124	68	99.1%	7.3	100.0%	31.2
Neurology	352	135	100.0%	5.2	100.0%	26.5
Ophthalmology	161	184	100.0%	2.9	100.0%	16.0
Orthopedics	293	151	100.0%	3.8	100.0%	15.9
Otolaryngology	130	58	100.0%	6.2	100.0%	34.4
Physical Medicine/Rehab	68	54	100.0%	6.6	92.2%	51.9
Plastic and Reconstructive Surgery	58	41	89.9%	13.1	94.3%	59.2
Podiatry	65	64	99.9%	6.6	100.0%	27.8
Psychiatrist*	564	318	99.9%	2.2	100.0%	10.4
*NOTE: The standard for this specialty differs from other specialties in this group.			<i>15 MILES / 30 MINUTES</i>		<i>60 MILES / 90 MINUTES</i>	
Pulmonary Disease	221	86	100.0%	5.9	100.0%	31.3
Urology	86	57	100.0%	6.9	99.8%	28.0



KanCare Managed Care Organization
 Mapped Provider Count Report
 Sunflower State Health Plan

Provider Specialty Type	# Unique Providers	# Unique Locations	URBAN & SEMI-URBAN		RURAL & FRONTIER	
			Percent of Members within Access Standard	Mean Distance from Member to Provider Type	Percent of Members within Access Standard	Mean Distance from Member to Provider Type
PEDIATRIC SPECIALIST			<i>30 MILES / 60 MINUTES</i>		<i>90 MILES / 135 MINUTES</i>	
Allergy	49	34	99.3%	7.6	100.0%	41.5
Cardiology	488	162	100.0%	4.6	100.0%	21.0
Dermatology	93	69	99.9%	7.2	100.0%	37.7
Gastroenterology	145	74	100.0%	7.0	99.8%	42.5
General Surgery	466	251	100.0%	3.5	100.0%	9.9
Hematology/Oncology	232	80	100.0%	5.6	99.8%	30.0
Neonatology	84	24	98.1%	12.3	70.5%	91.0
Nephrology	124	68	99.3%	6.9	100.0%	31.5
Neurology	353	135	100.0%	5.2	100.0%	27.0
Ophthalmology	161	184	100.0%	2.9	100.0%	18.7
Orthopedics	296	152	100.0%	3.9	100.0%	16.1
Otolaryngology	130	58	100.0%	6.2	100.0%	36.7
Physical Medicine/Rehab	68	54	100.0%	6.4	88.3%	58.9
Plastic and Reconstructive Surgery	59	41	89.6%	13.1	90.6%	65.6
Podiatry	67	64	99.9%	6.7	100.0%	29.0
Psychiatrist*	569	319	99.9%	2.4	100.0%	10.7
*NOTE: The standard for this specialty differs from other specialties in this group.			<i>15 MILES / 30 MINUTES</i>		<i>60 MILES / 90 MINUTES</i>	
Pulmonary Disease	221	86	100.0%	5.8	100.0%	33.1
Urology	86	57	100.0%	6.9	99.8%	27.6
Hospital			<i>30 MILES / 60 MINUTES</i>		<i>60 MILES / 90 MINUTES</i>	
Hospital	276	333	100.0%	3.2	100.0%	5.3
Pharmacy			<i>10 MILES / 20 MINUTES</i>		<i>30 MILES / 45 MINUTES</i>	
Pharmacy	629	619	99.8%	1.5	100.0%	3.7
Vision			<i>30 MILES / 60 MINUTES</i>		<i>60 MILES / 90 MINUTES</i>	
Optometry	462	418	100.0%	1.8	100.0%	6.5
Dental			<i>20 MILES / 40 MINUTES</i>		<i>30 MILES / 45 MINUTES</i>	
Adult Dental Primary Care	291	247	100.0%	3.2	99.9%	7.9
Pediatric Dental Primary Care	275	209	100.0%	2.6	96.7%	13.2



KanCare Managed Care Organization
 Mapped Provider Count Report
Sunflower State Health Plan

Provider Specialty Type	# Unique Providers	# Unique Locations	URBAN & SEMI-URBAN		RURAL & FRONTIER	
			Percent of Members within Access Standard	Mean Distance from Member to Provider Type	Percent of Members within Access Standard	Mean Distance from Member to Provider Type
Ancillary Services			<i>30 MILES / 60 MINUTES</i>		<i>60 MILES / 90 MINUTES</i>	
Physical Therapy	866	388	100.0%	2.6	100.0%	4.8
Occupational Therapy	370	267	100.0%	2.6	100.0%	8.2
Speech Therapy	304	164	100.0%	3.4	100.0%	19.9
X-Ray	195	211	100.0%	3.9	100.0%	8.3
Lab*	205	218	100.0%	4.4	100.0%	8.9
*NOTE: The standard for this specialty differs from other specialties in this group.					<i>30 MILES / 60 MINUTES</i>	

Provider Specialty Type	# Unique Providers	# Unique Locations	URBAN & SEMI-URBAN		RURAL & FRONTIER	
			Percent of Members within Access Standard	Mean Distance from Member to Specialist	Percent of Members within Access Standard	Mean Distance from Member to Specialist
Adult Day Care PT 55/PS 410/PC S5101 & S5102			<i>30 MILES / 60 MINUTES</i>		<i>60 MILES / 100 MINUTES</i>	
FE Waiver Providers	172	184	100.0%	2.1	100.0%	10.0
Day Supports PT 55/PS 520/PC T2021			<i>30 MILES / 60 MINUTES</i>		<i>60 MILES / 100 MINUTES</i>	
IDD Waiver Providers	175	269	100.0%	2.3	100.0%	9.5



KanCare Managed Care Organization
 Mapped Provider Counts
United HealthCare

Provider Specialty Type	# Unique Providers	# Unique Locations	URBAN & SEMI-URBAN		RURAL & FRONTIER	
			Percent of Members within Access Standard	Mean Distance from Member to Provider Type	Percent of Members within Access Standard	Mean Distance from Member to Provider Type
Primary Care Physicians			<i>20 MILES / 40 MINUTES</i>		<i>30 MILES / 45 MINUTES</i>	
Adult Primary Care Providers	3667	1159	99.9%	0.9	100.0%	2.2
Pediatric Primary Care Providers	3905	1166	99.9%	1.0	100.0%	2.4
OB/GYN			<i>15 MILES / 30 MINUTES</i>		<i>60 MILES / 90 MINUTES</i>	
OB/GYN	326	185	98.4%	2.6	99.8%	11.5
Behavioral Health			<i>30 MILES / 60 MINUTES</i>		<i>60 MILES / 90 MINUTES</i>	
Adult Behavioral Health	3201	1335	100.0%	0.8	100.0%	4.2
Pediatric Behavioral Health	3712	1383	100.0%	0.9	100.0%	4.3
Specialist			<i>30 MILES / 60 MINUTES</i>		<i>90 MILES / 135 MINUTES</i>	
ADULT SPECIALIST			<i>30 MILES / 60 MINUTES</i>		<i>90 MILES / 135 MINUTES</i>	
Allergy	45	38	97.2%	6.5	95.8%	36.1
Cardiology	370	201	99.9%	3.1	100.0%	10.9
Dermatology	54	62	97.5%	5.9	97.5%	23.8
Gastroenterology	118	91	99.9%	4.9	98.2%	32.4
General Surgery	338	241	100.0%	2.6	100.0%	7.4
Hematology/Oncology	212	101	99.9%	3.5	99.1%	17.4
Nephrology	79	53	94.1%	6.6	97.5%	29.4
Neurology	238	114	100.0%	3.4	99.7%	20.1
Ophthalmology	80	119	99.9%	2.7	100.0%	17.1
Orthopedics	233	168	99.9%	3.2	100.0%	9.5
Otolaryngology	110	103	99.9%	3.5	99.9%	19.1
Physical Medicine/Rehab	78	95	99.9%	4.3	96.2%	31.7
Plastic and Reconstructive Surgery	42	52	93.3%	7.8	83.8%	55.9
Podiatry	58	106	99.9%	3.6	100.0%	12.6
Psychiatrist	452	375	99.6%	1.7	100.0%	6.2
NOTE: The standard for this specialty differs from other specialties in this group.			<i>15 MILES / 30 MINUTES</i> ↑		<i>60 MILES / 90 MINUTES</i> ↑	
Pulmonary Disease	129	89	98.7%	4.4	99.9%	24.8
Urology	109	95	99.9%	3.9	99.7%	13.9



KanCare Managed Care Organization
Mapped Provider Counts
United HealthCare

Provider Specialty Type	# Unique Providers	# Unique Locations	URBAN & SEMI-URBAN		RURAL & FRONTIER	
			Percent of Members within Access Standard	Mean Distance from Member to Provider Type	Percent of Members within Access Standard	Mean Distance from Member to Provider Type
PEDIATRIC SPECIALIST			30 MILES / 60 MINUTES		90 MILES / 135 MINUTES	
Allergy	45	38	97.7%	6.4	94.5%	39.2
Cardiology	367	199	99.9%	3.1	100.0%	10.7
Dermatology	54	62	98.0%	5.8	97.8%	22.2
Gastroenterology	118	91	99.9%	4.8	97.7%	34.7
General Surgery	338	241	100.0%	2.7	100.0%	7.4
Hematology/Oncology	212	101	99.9%	3.7	99.4%	16.9
Neonatology	74	29	94.1%	8.1	63.9%	87.6
Nephrology	78	53	95.2%	6.2	97.8%	28.3
Neurology	238	114	100.0%	3.6	99.6%	21.5
Ophthalmology	135	151	99.9%	2.6	100.0%	19.1
Orthopedics	233	168	99.9%	3.2	100.0%	9.3
Otolaryngology	110	103	99.9%	3.7	99.8%	22.9
Physical Medicine/Rehab	78	95	99.9%	4.3	96.4%	32.6
Plastic and Reconstructive Surgery	42	52	94.6%	7.3	78.7%	61.9
Podiatry	58	106	99.9%	3.7	100.0%	12.1
Psychiatrist	452	375	99.6%	1.7	100.0%	6.3
NOTE: The standard for this specialty differs from other specialties in this group.			15 MILES / 30 MINUTES ↑		60 MILES / 90 MINUTES ↑	
Pulmonary Disease	129	89	98.9%	4.4	99.9%	25.0
Urology	109	95	99.9%	4.0	99.8%	13.4
Hospital			30 MILES / 60 MINUTES		60 MILES / 90 MINUTES	
Hospital	220	204	100.0%	2.8	100.0%	4.9
Pharmacy			10 MILES / 20 MINUTES		30 MILES / 45 MINUTES	
Pharmacy	679	652	99.1%	1.2	100.0%	3.1
Vision			30 MILES / 60 MINUTES		60 MILES / 90 MINUTES	
Optometry	472	508	100.0%	1.3	100.0%	4.8
Dental			20 MILES / 40 MINUTES		30 MILES / 45 MINUTES	
Adult Dental Primary Care	292	187	99.9%	2.2	92.6%	9.9
Pediatric Dental Primary Care	340	219	99.9%	2.1	96.7%	8.1



KanCare Managed Care Organization
 Mapped Provider Counts
United HealthCare

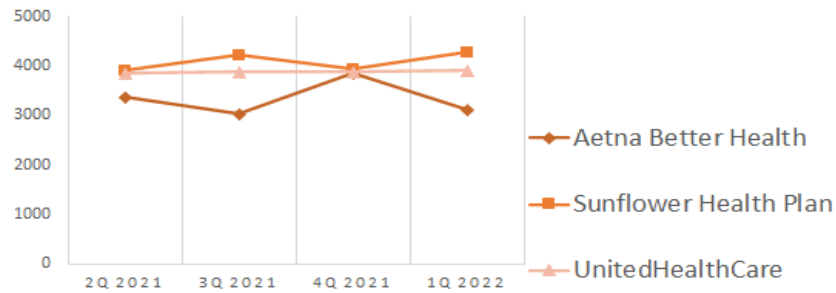
Provider Specialty Type	# Unique Providers	# Unique Locations	URBAN & SEMI-URBAN		RURAL & FRONTIER	
			Percent of Members within Access Standard	Mean Distance from Member to Specialist	Percent of Members within Access Standard	Mean Distance from Member to Specialist
Ancillary Services			<i>30 MILES / 60 MINUTES</i>		<i>60 MILES / 90 MINUTES</i>	
Physical Therapy	790	459	100.0%	1.7	100.0%	4.1
Occupational Therapy	345	332	100.0%	2.0	100.0%	4.6
Speech Therapy	333	300	100.0%	2.3	100.0%	4.7
X-Ray	292	256	100.0%	2.6	100.0%	4.8
Lab	271	244	100.0%	2.7	99.9%	4.8
NOTE: The standard for this specialty differs from other specialties in this group.					<i>30 MILES / 60 MINUTES</i> ↑	
Provider Specialty Type	# Unique Providers	# Unique Locations	URBAN & SEMI-URBAN		RURAL & FRONTIER	
			Percent of Members within Access Standard	Mean Distance from Member to Specialist	Percent of Members within Access Standard	Mean Distance from Member to Specialist
Adult Day Care PT 55/PS 410/PC S5101 & S5102			<i>30 MILES / 60 MINUTES</i>		<i>60 MILES / 100 MINUTES</i>	
FE Waiver Providers	142	157	100.0%	2.2	100.0%	10.5
Day Supports PT 55/PS 520/PC T2021			<i>30 MILES / 60 MINUTES</i>		<i>60 MILES / 100 MINUTES</i>	
IDD Waiver Providers	159	275	99.9%	1.8	100.0%	5.8

Primary Care Providers (PCP)

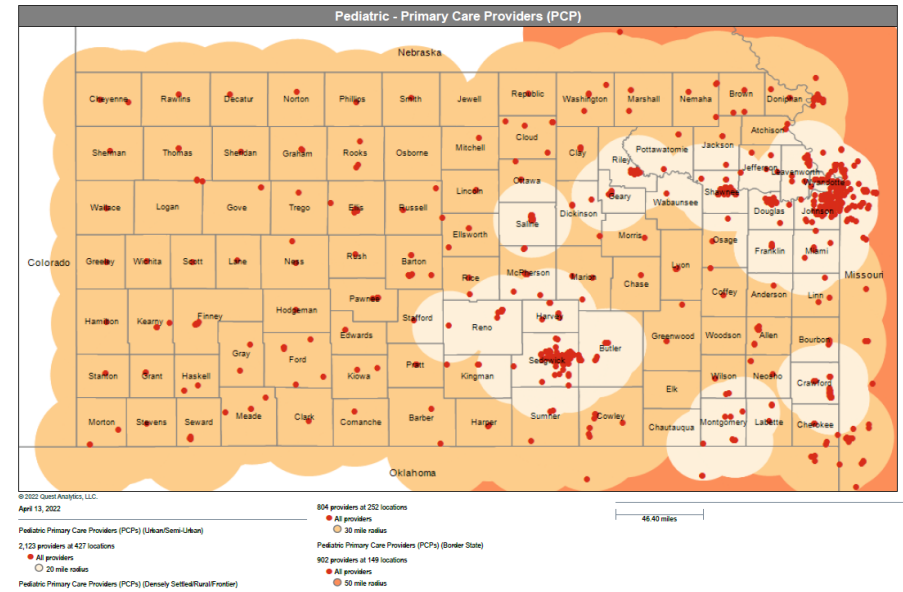
QUARTERLY COUNT TREND

	2Q 2021	3Q 2021	4Q 2021	1Q 2022
Aetna Better Health	3362	3028	3855	3113
Sunflower Health Plan	3908	4217	3931	4281
UnitedHealthCare	3855	3874	3878	3905

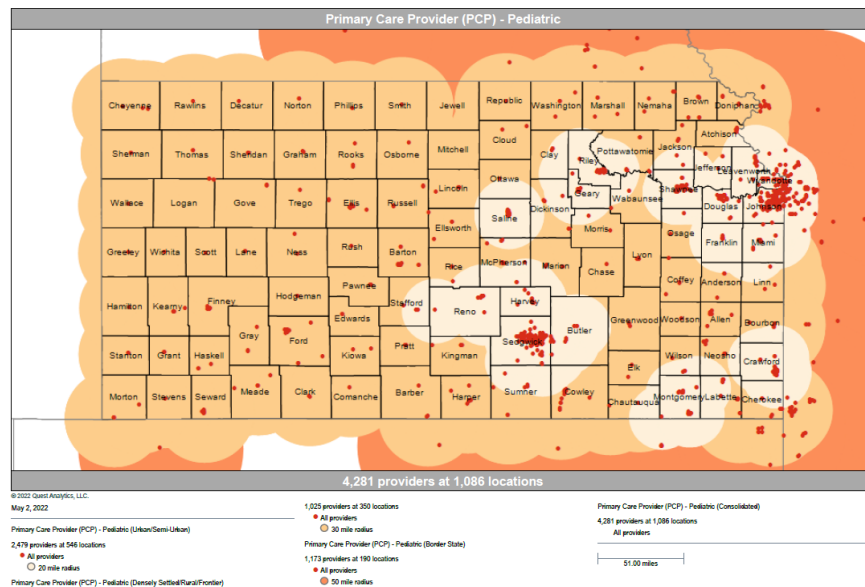
UNIQUE PROVIDER COUNT PEDIATRIC PCP



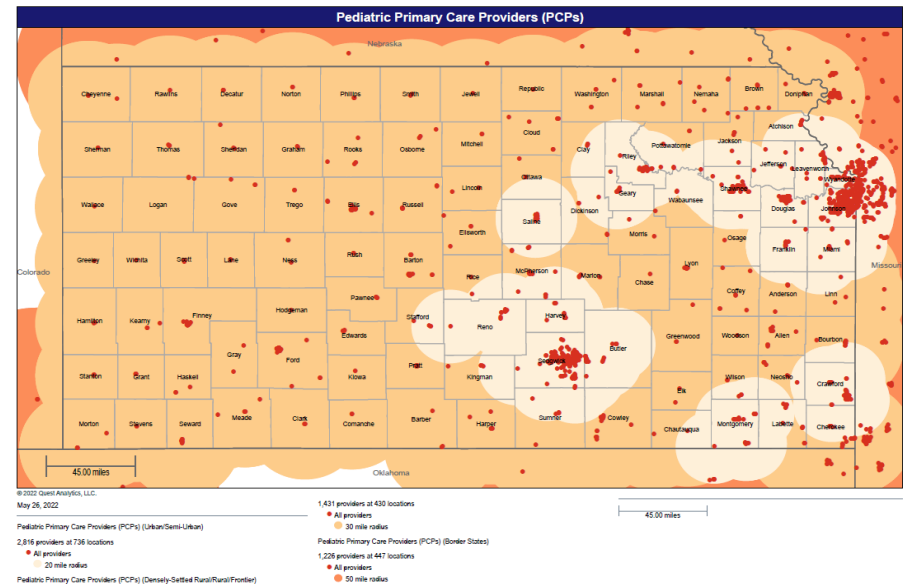
Aetna Better Health



Sunflower Health Plan



UnitedHealthcare

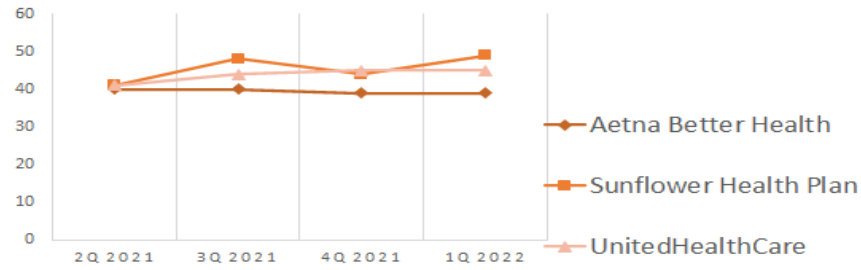


Allergy

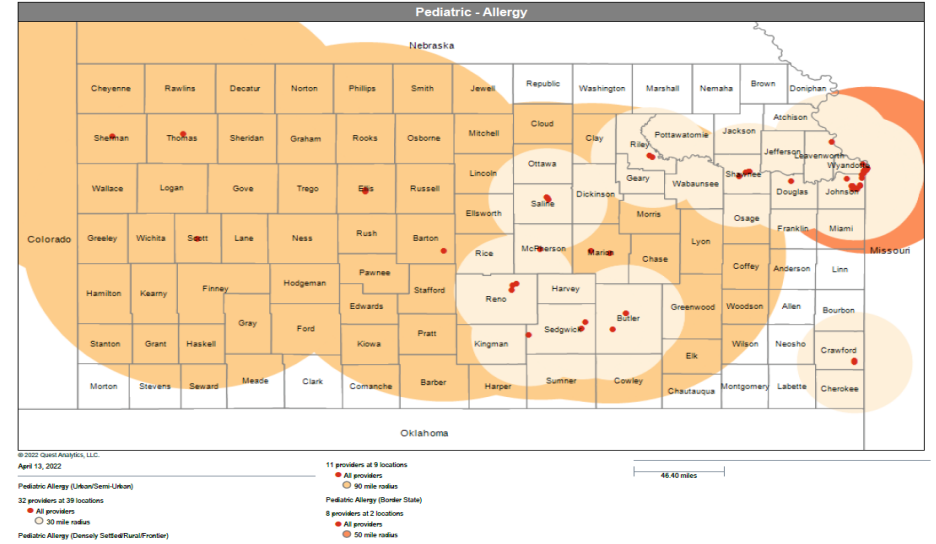
QUARTERLY COUNT TREND

	2Q 2021	3Q 2021	4Q 2021	1Q 2022
Aetna Better Health	40	40	39	39
Sunflower Health Plan	41	48	44	49
UnitedHealthCare	41	44	45	45

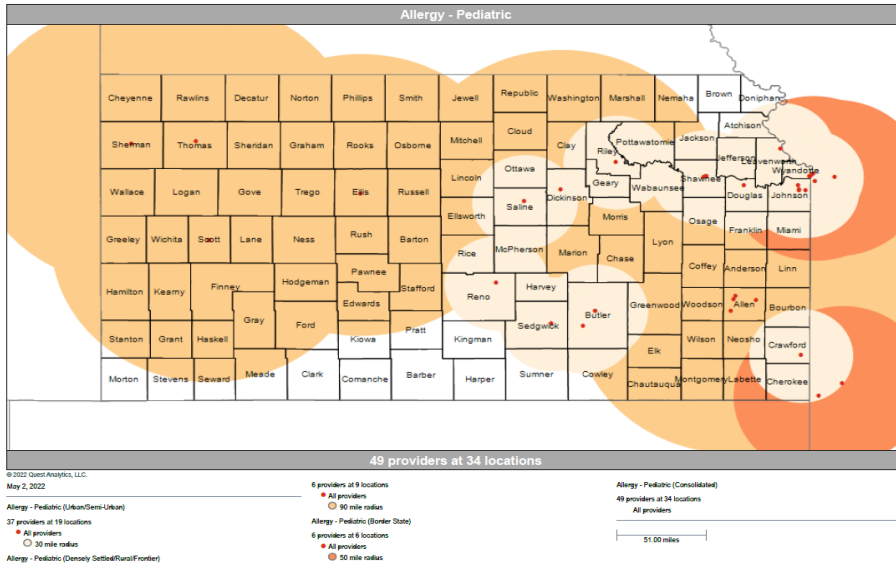
UNIQUE PROVIDER COUNT PEDIATRIC ALLERGY



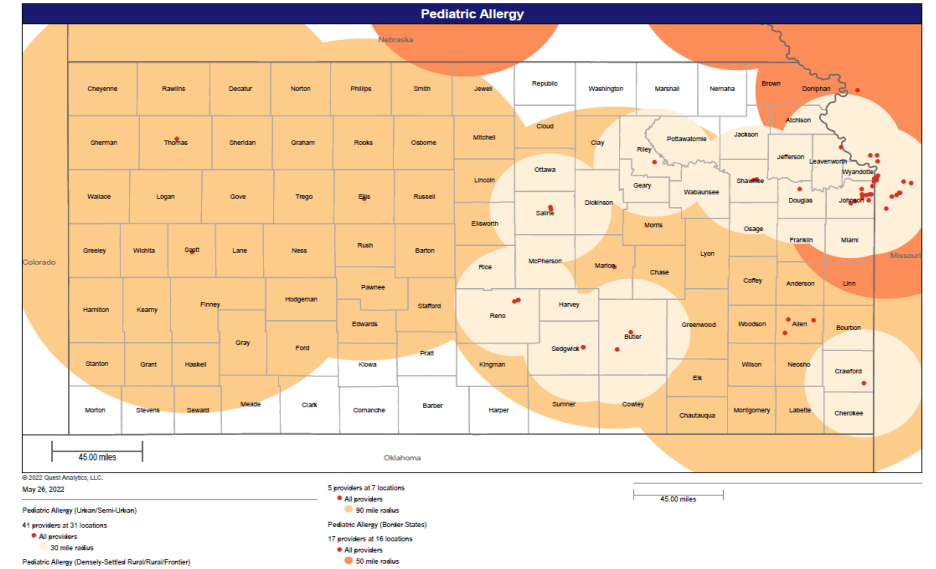
Aetna Better Health



Sunflower Health Plan



UnitedHealthcare

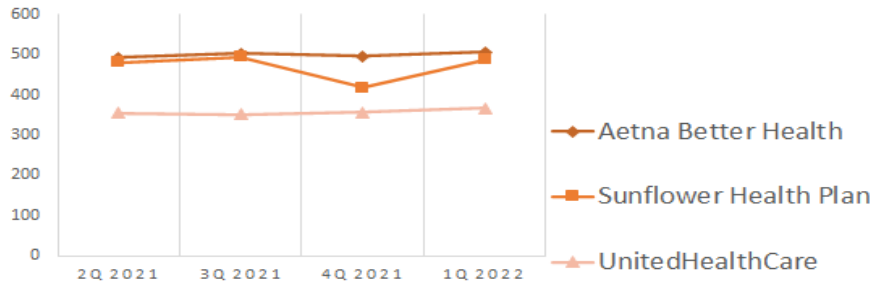


Cardiology

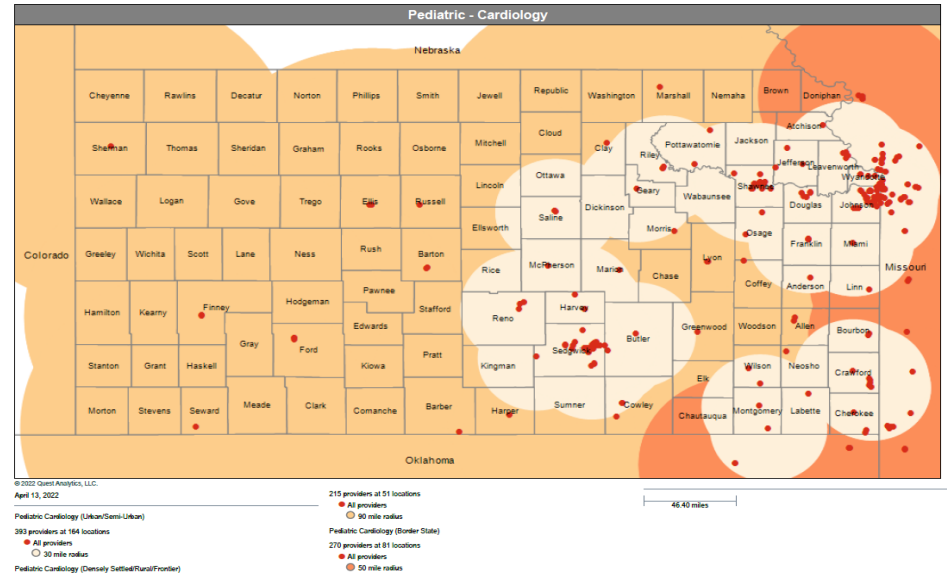
QUARTERLY COUNT TREND

	2Q 2021	3Q 2021	4Q 2021	1Q 2022
Aetna Better Health	493	503	496	507
Sunflower Health Plan	480	494	417	488
UnitedHealthCare	355	352	356	367

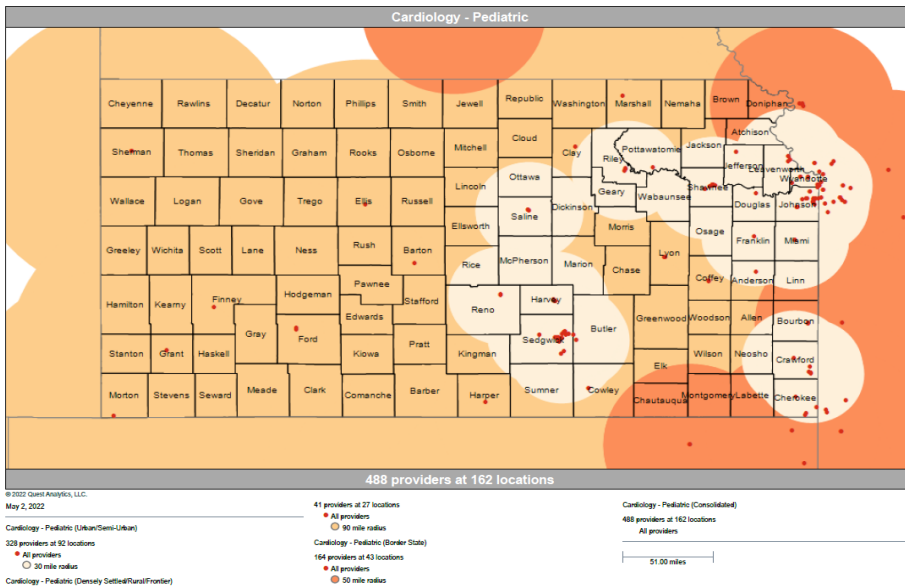
UNIQUE PROVIDER COUNT PEDIATRIC CARDIOLOGY



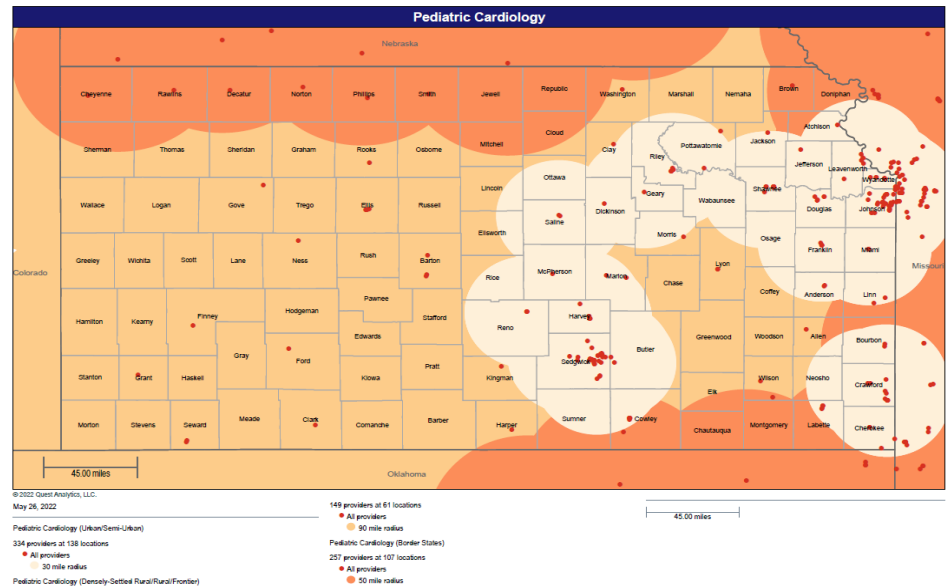
Aetna Better Health



Sunflower Health Plan



UnitedHealthCare





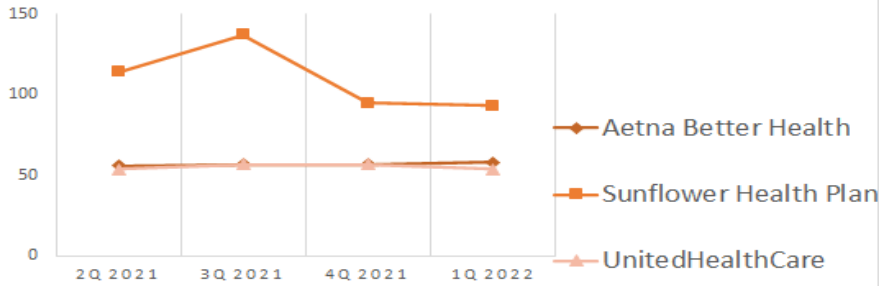
KanCare Managed Care Organization Network Access As of April 1, 2022

Dermatology

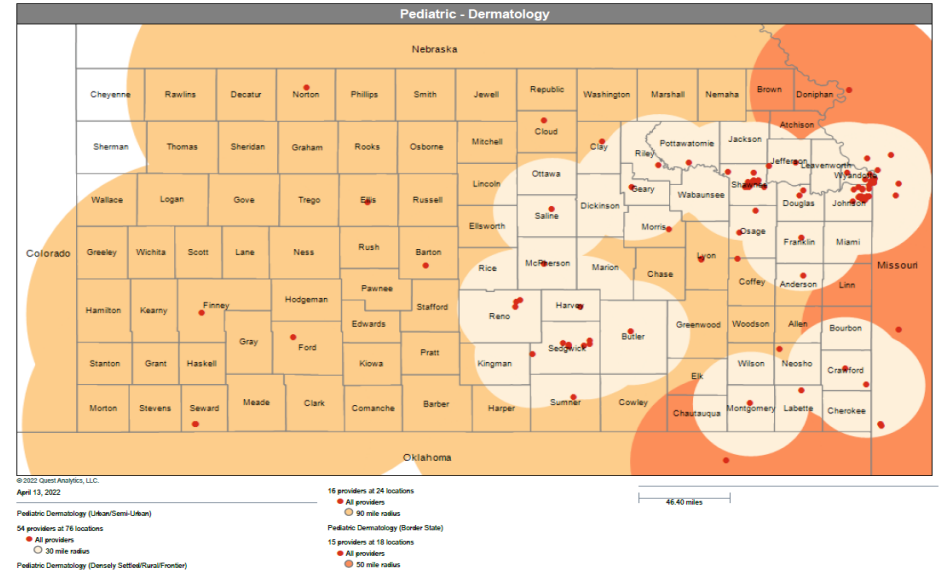
QUARTERLY COUNT TREND

	2Q 2021	3Q 2021	4Q 2021	1Q 2022
Aetna Better Health	56	57	57	58
Sunflower Health Plan	114	137	95	93
UnitedHealthCare	54	57	57	54

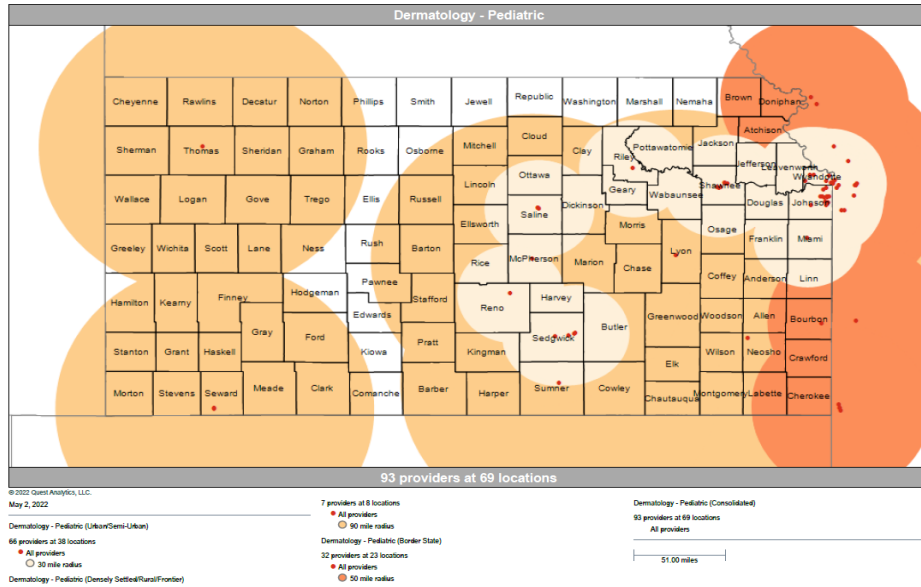
UNIQUE PROVIDER COUNT PEDIATRIC DERMATOLOGY



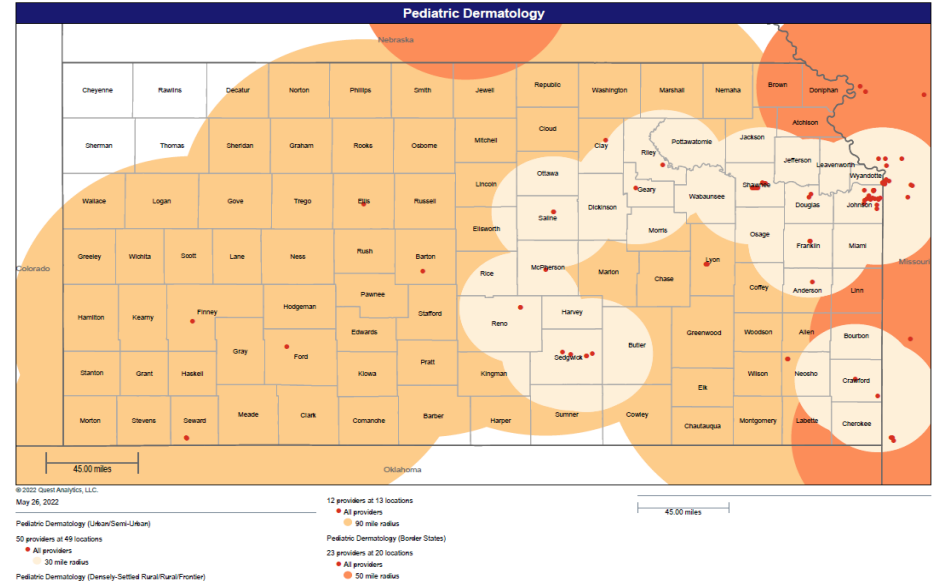
Aetna Better Health



Sunflower Health Plan



UnitedHealthCare

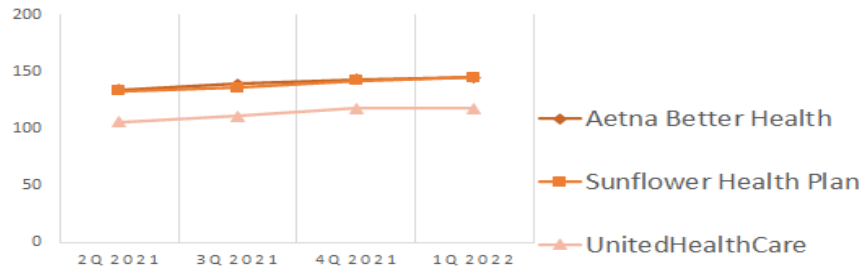


Gastroenterology

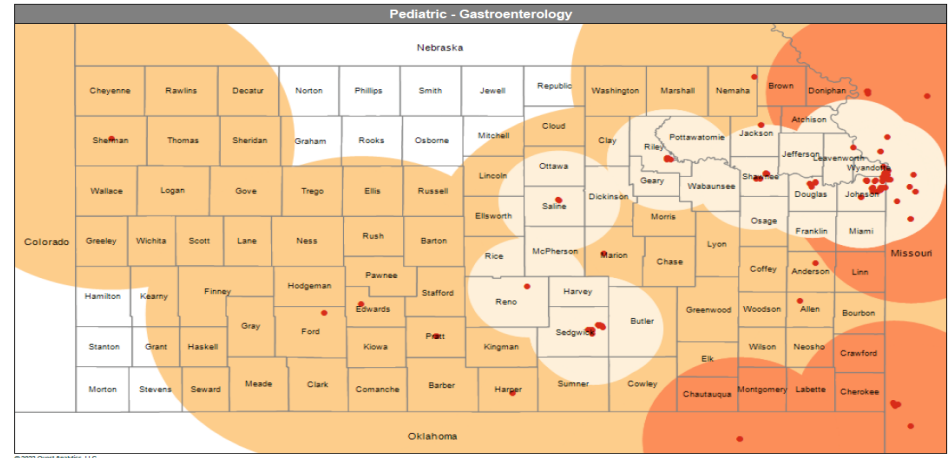
QUARTERLY COUNT TREND

	2Q 2021	3Q 2021	4Q 2021	1Q 2022
Aetna Better Health	134	139	143	145
Sunflower Health Plan	133	136	142	145
UnitedHealthCare	106	111	118	118

UNIQUE PROVIDER COUNT PEDIATRIC GASTROENTEROLOGY



Aetna Better Health



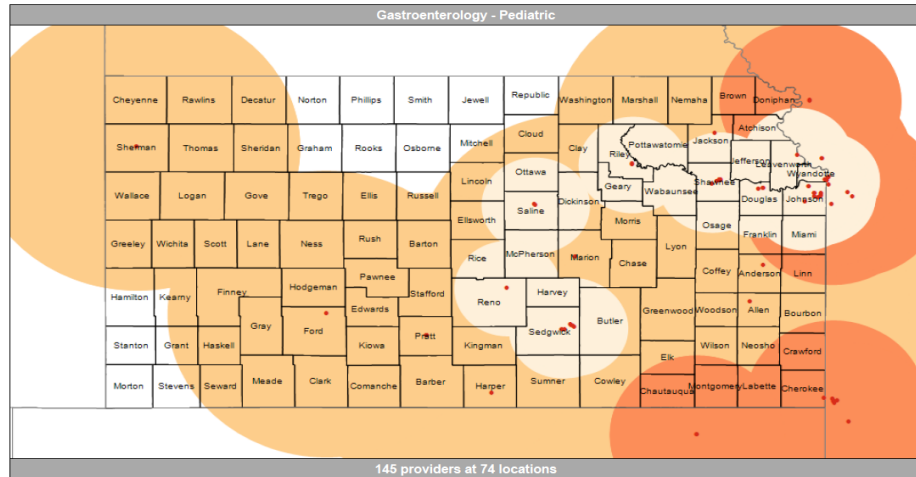
© 2022 Quest Analytics, LLC. April 13, 2022

9 providers at 12 locations
 ● All providers
 ○ 90 mile radius

113 providers at 68 locations
 ● All providers
 ○ 30 mile radius

Pediatric Gastroenterology (Densely Settled/Rural/Frontier)

Sunflower Health Plan



© 2022 Quest Analytics, LLC. May 2, 2022

145 providers at 74 locations

10 providers at 11 locations
 ● All providers
 ○ 90 mile radius

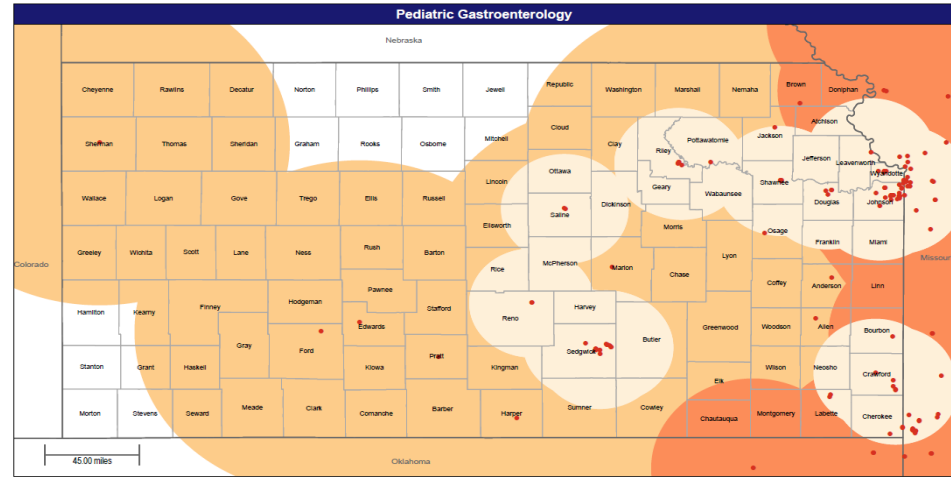
96 providers at 42 locations
 ● All providers
 ○ 30 mile radius

Gastroenterology - Pediatric (Consolidated)
 145 providers at 74 locations
 All providers

Gastroenterology - Pediatric (Border State)
 50 providers at 21 locations
 ● All providers
 ○ 50 mile radius

Gastroenterology - Pediatric (Densely Settled/Rural/Frontier)

UnitedHealthCare



© 2022 Quest Analytics, LLC. May 26, 2022

13 providers at 18 locations
 ● All providers
 ○ 90 mile radius

110 providers at 73 locations
 ● All providers
 ○ 30 mile radius

63 providers at 54 locations
 ● All providers
 ○ 50 mile radius

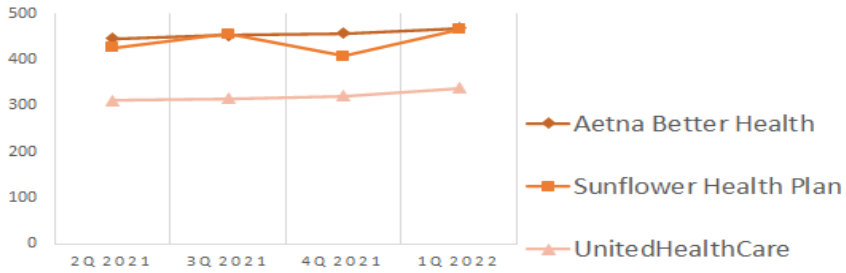
Pediatric Gastroenterology (Densely Settled/Rural/Frontier)

General Surgery

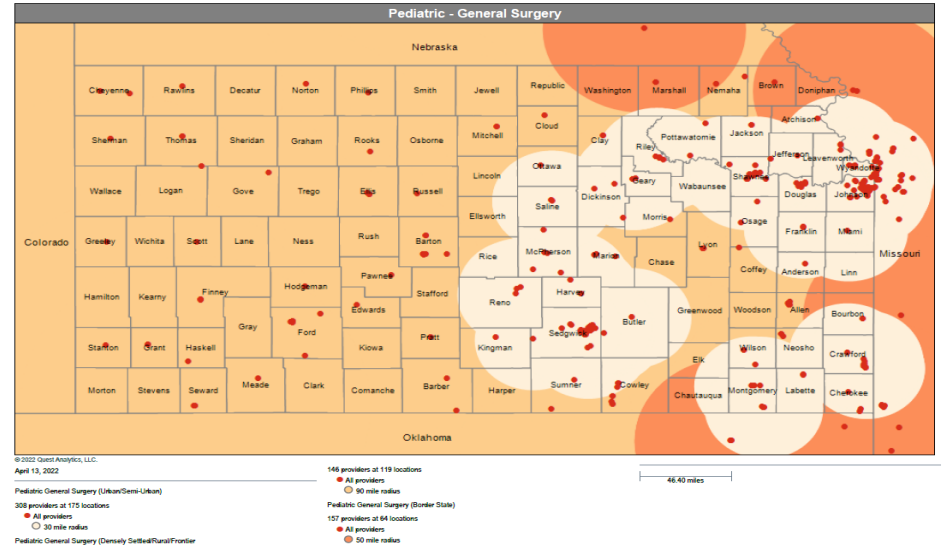
QUARTERLY COUNT TREND

	2Q 2021	3Q 2021	4Q 2021	1Q 2022
Aetna Better Health	446	453	457	468
Sunflower Health Plan	426	456	408	466
UnitedHealthCare	312	316	321	338

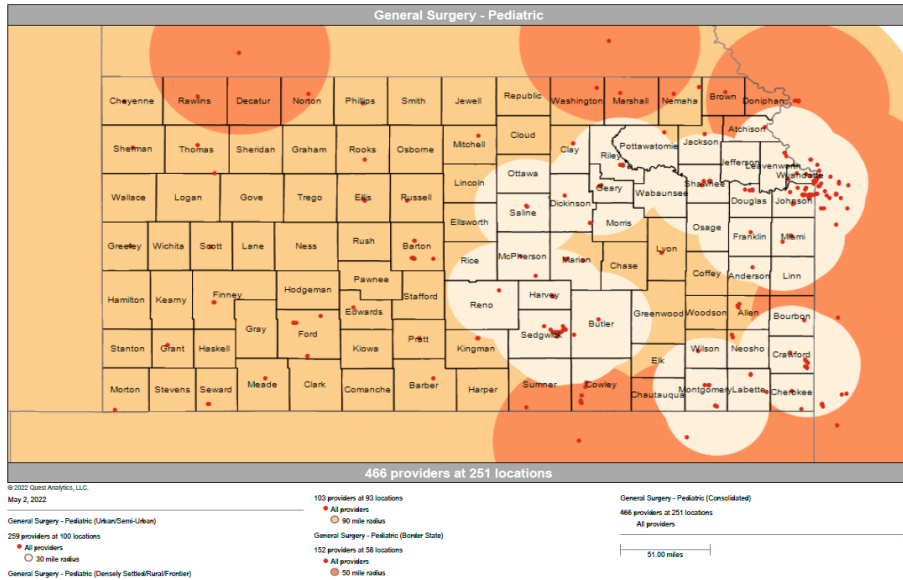
UNIQUE PROVIDER COUNT PEDIATRIC GENERAL SURGERY



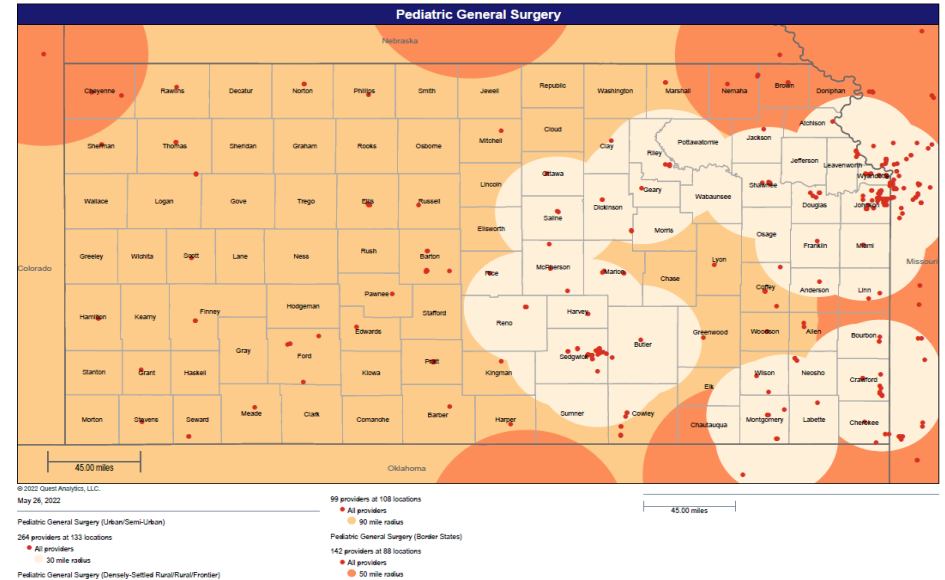
Aetna Better Health



Sunflower Health Plan



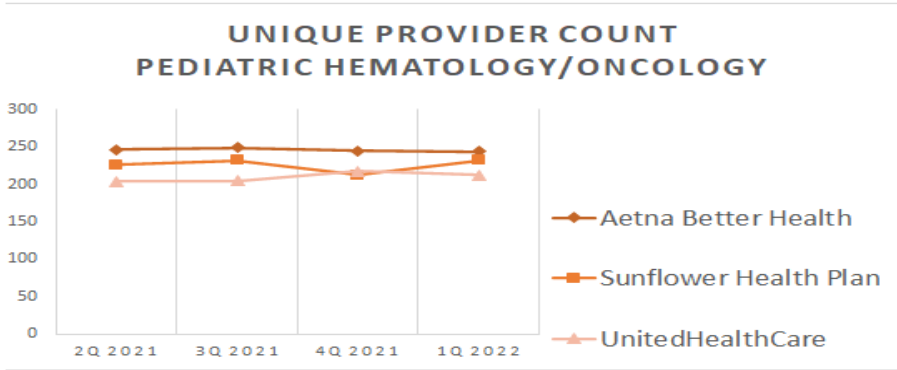
UnitedHealthCare



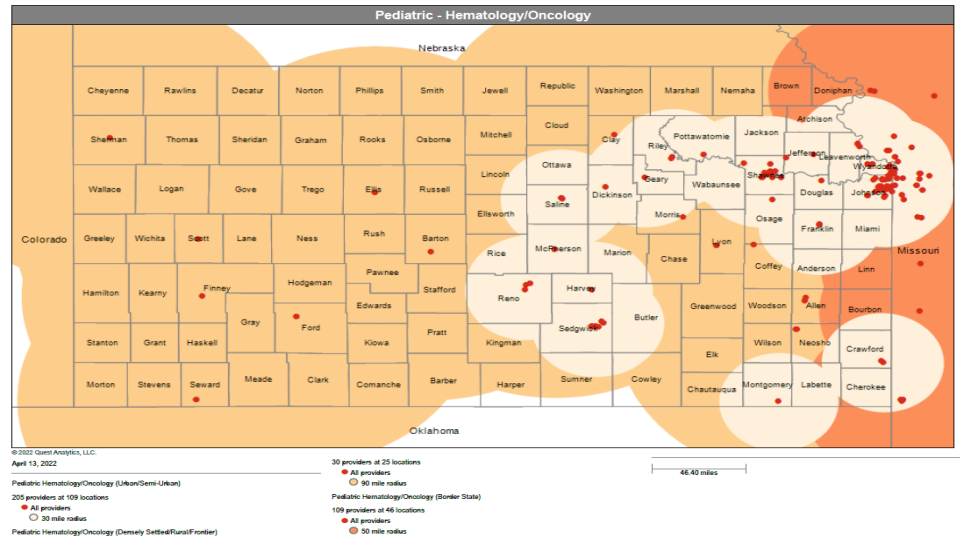
Hematology/Oncology

QUARTERLY COUNT TREND

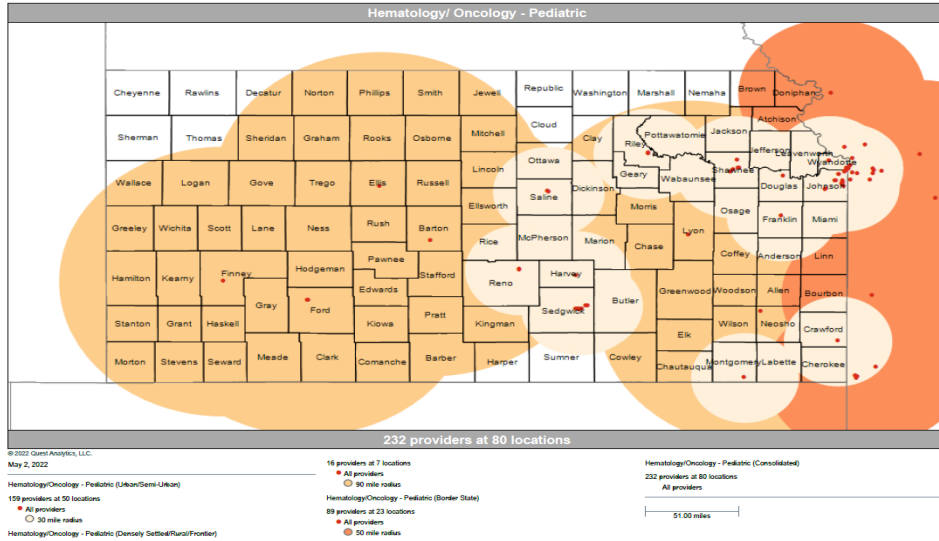
	2Q 2021	3Q 2021	4Q 2021	1Q 2022
Aetna Better Health	246	249	245	244
Sunflower Health Plan	226	232	212	232
UnitedHealthCare	204	205	217	212



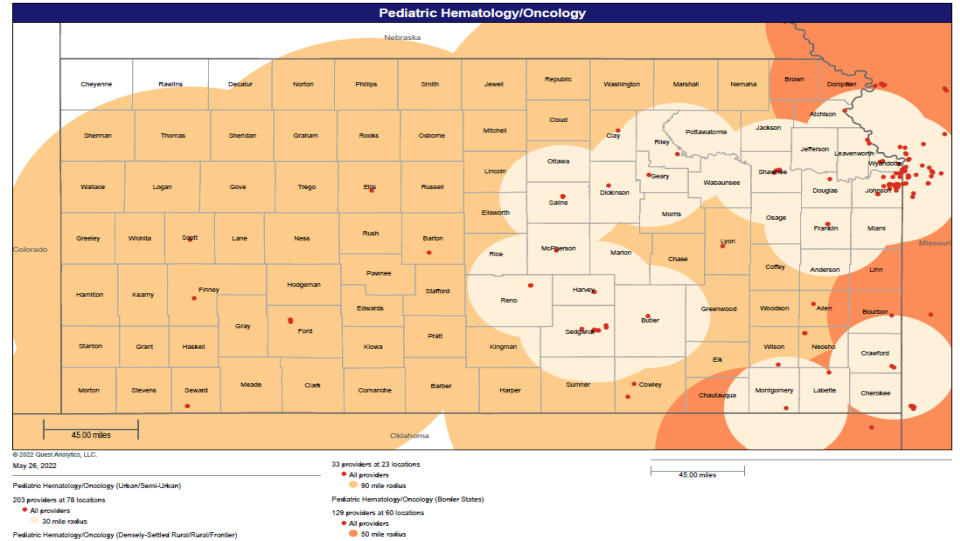
Aetna Better Health



Sunflower Health Plan



UnitedHealthCare

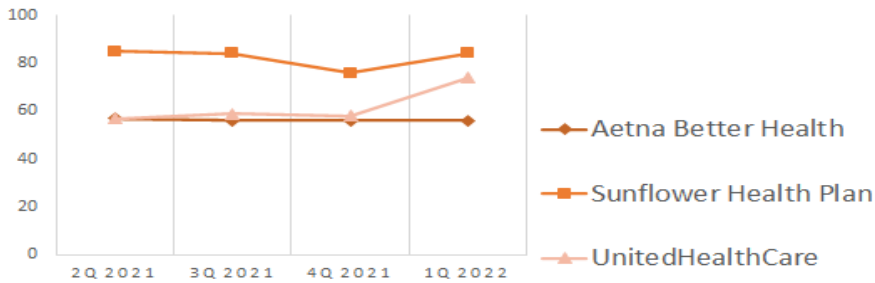


Neonatology

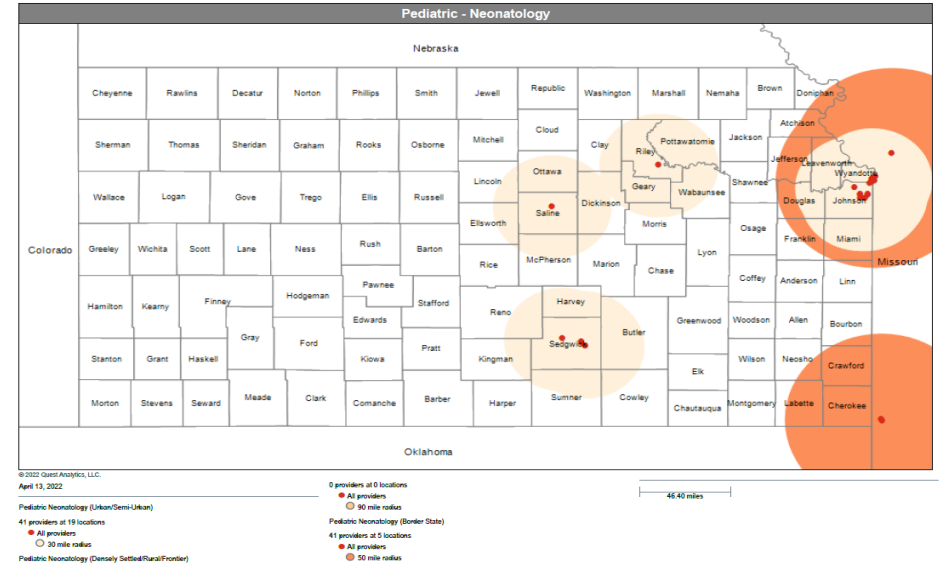
QUARTERLY COUNT TREND

	2Q 2021	3Q 2021	4Q 2021	1Q 2022
Aetna Better Health	57	56	56	56
Sunflower Health Plan	85	84	76	84
UnitedHealthCare	57	59	58	74

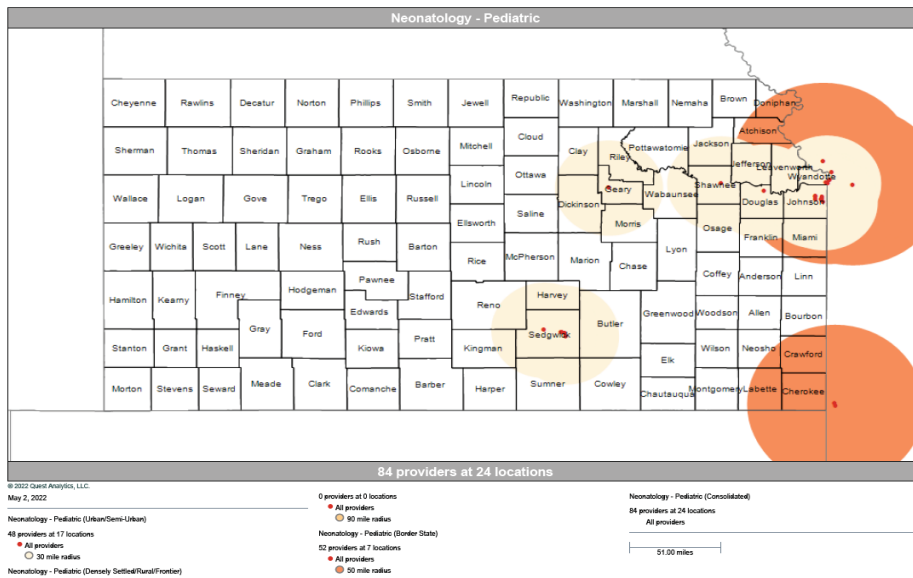
UNIQUE PROVIDER COUNT PEDIATRIC NEONATOLOGY



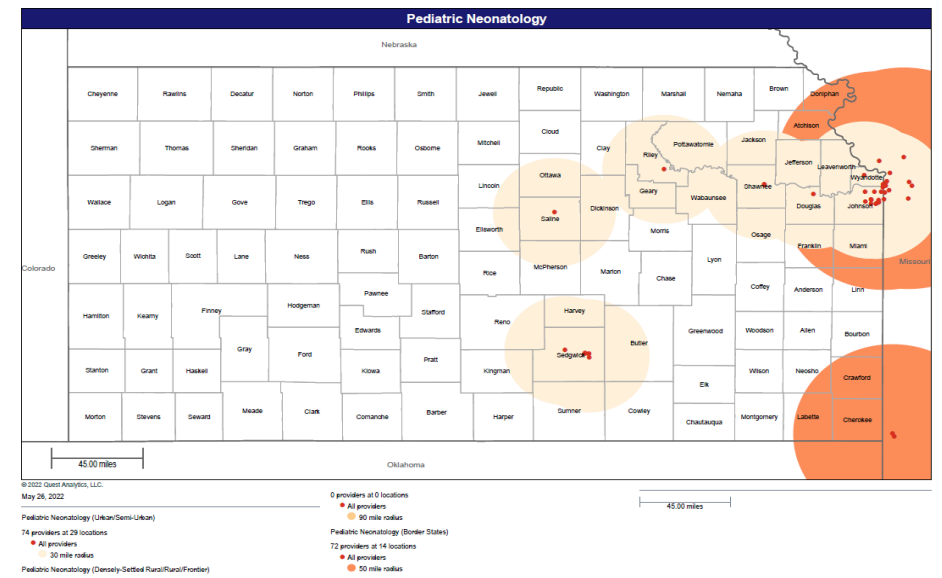
Aetna Better Health



Sunflower Health Plan



UnitedHealthcare

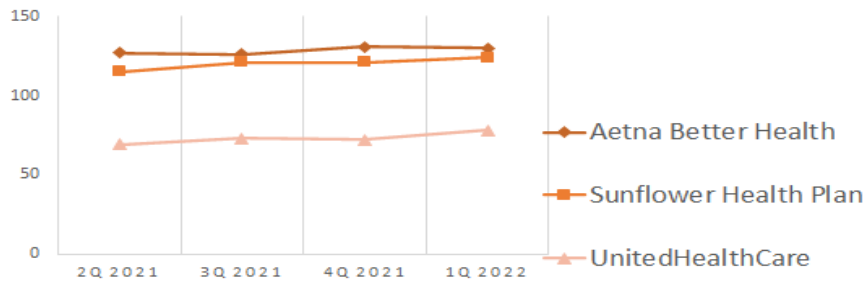


Nephrology

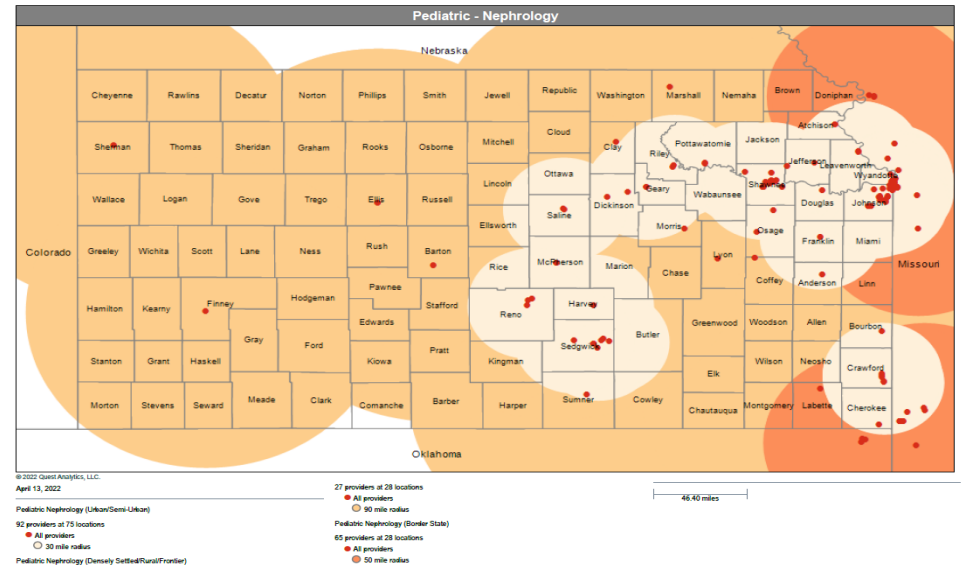
QUARTERLY COUNT TREND

	2Q 2021	3Q 2021	4Q 2021	1Q 2022
Aetna Better Health	127	126	131	130
Sunflower Health Plan	115	121	121	124
UnitedHealthCare	69	73	72	78

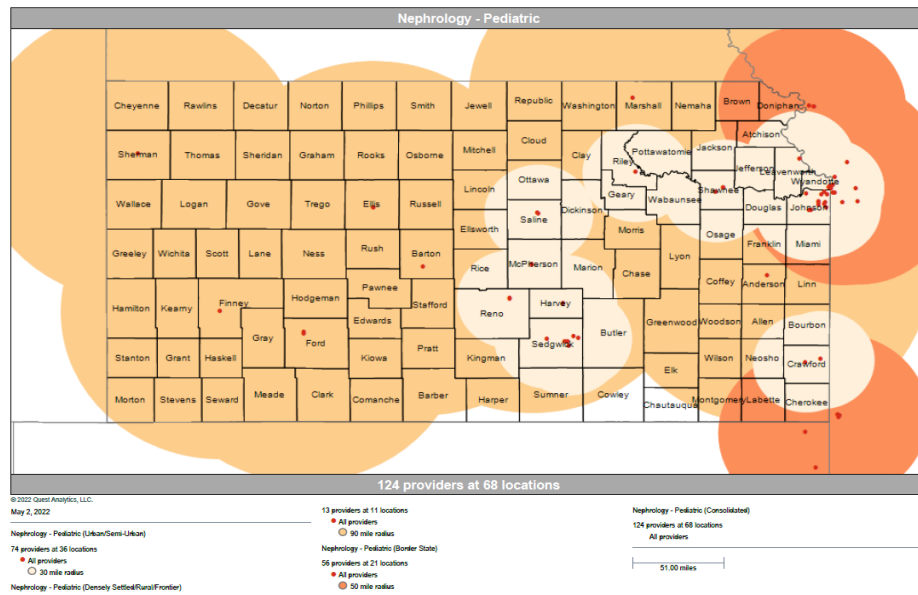
UNIQUE PROVIDER COUNT PEDIATRIC NEPHROLOGY



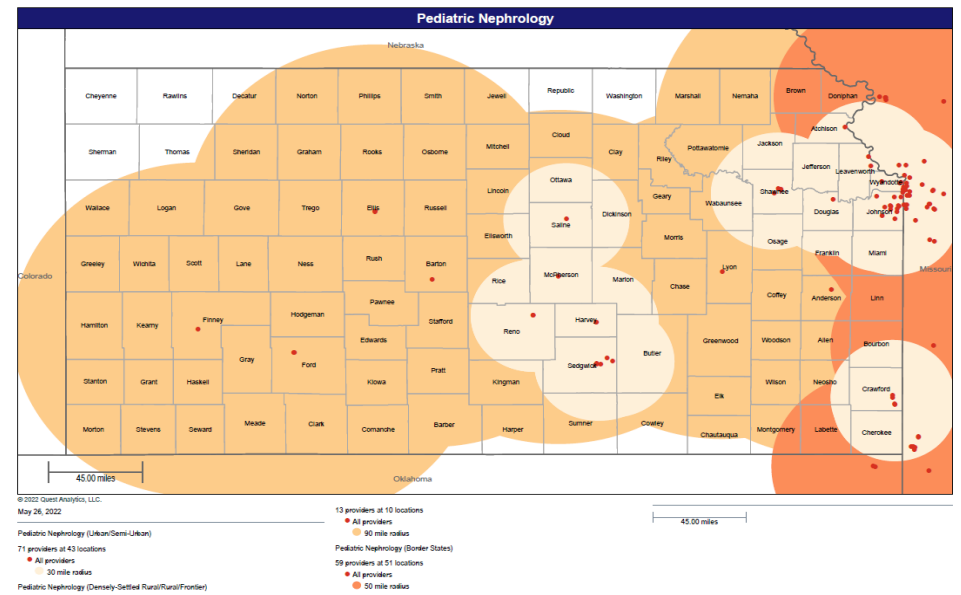
Aetna Better Health



Sunflower Health Plan



UnitedHealthcare

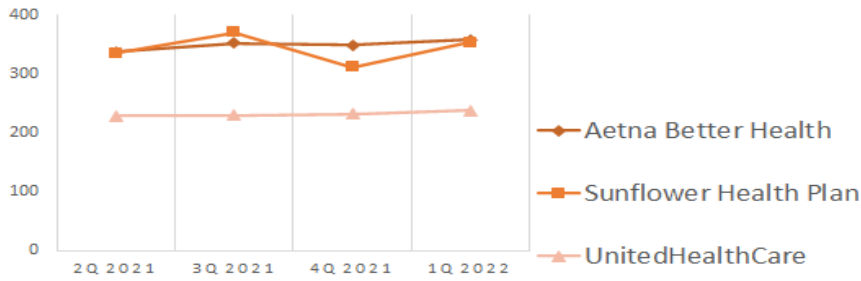


Neurology

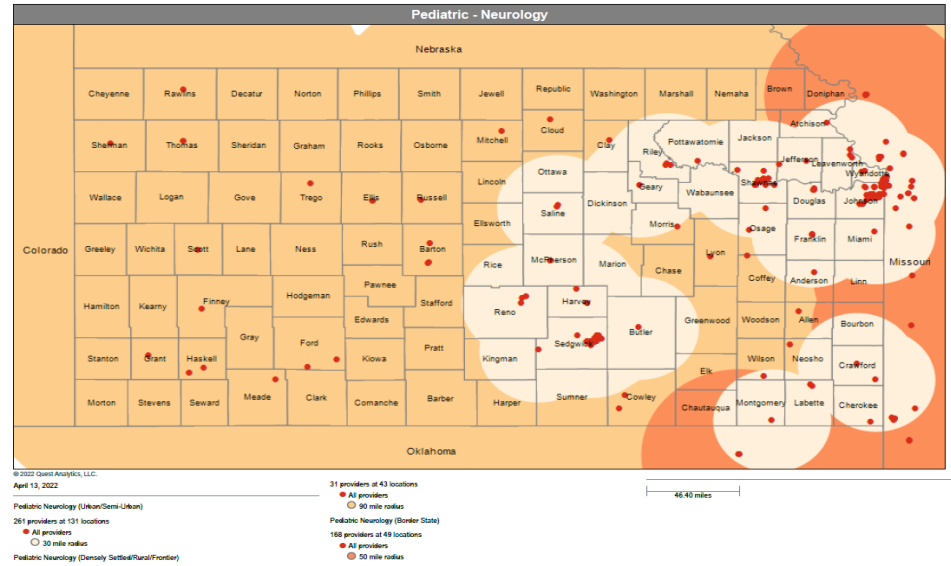
QUARTERLY COUNT TREND

	2Q 2021	3Q 2021	4Q 2021	1Q 2022
Aetna Better Health	337	352	349	358
Sunflower Health Plan	335	370	312	353
UnitedHealthCare	229	230	232	238

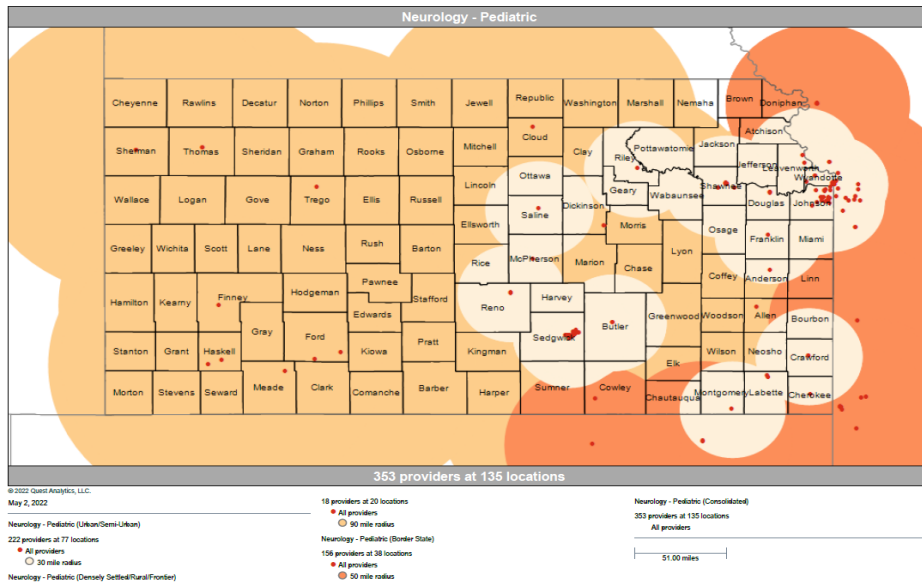
UNIQUE PROVIDER COUNT PEDIATRIC NEUROLOGY



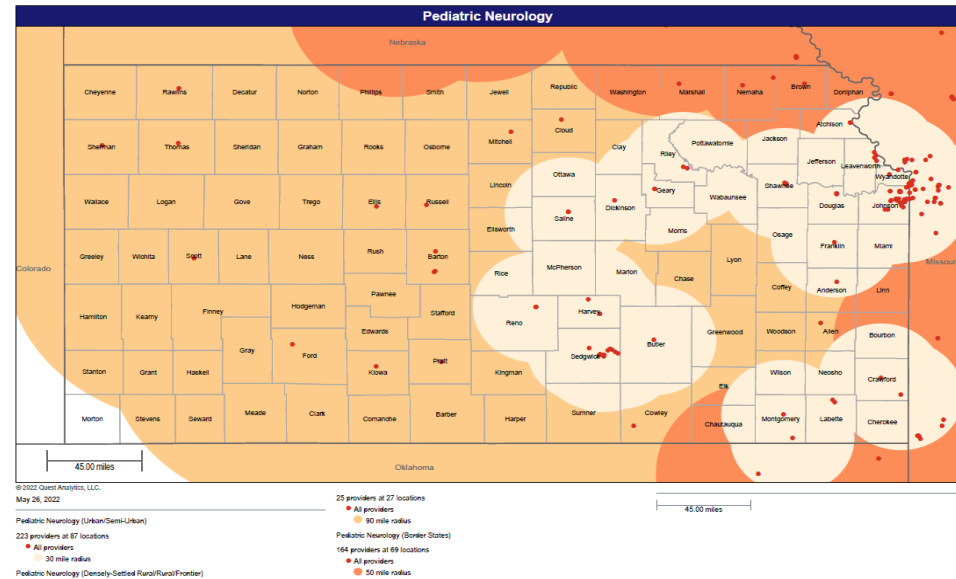
Aetna Better Health



Sunflower Health Plan



UnitedHealthcare

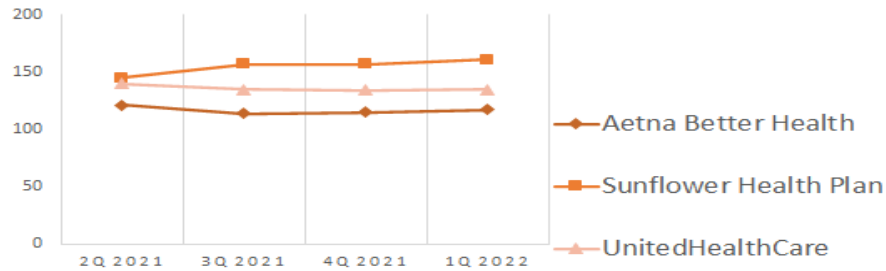


Ophthalmology

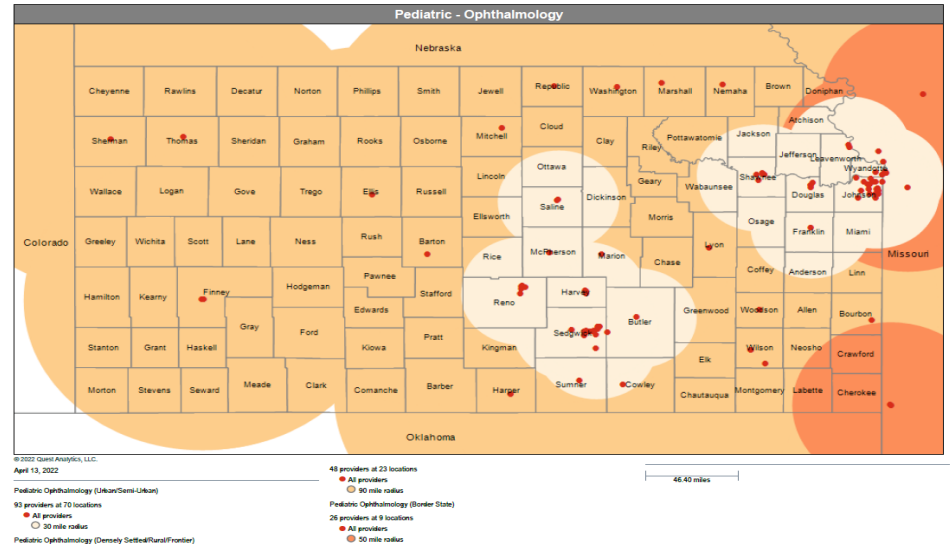
QUARTERLY COUNT TREND

	2Q 2021	3Q 2021	4Q 2021	1Q 2022
Aetna Better Health	121	114	115	117
Sunflower Health Plan	145	157	157	161
UnitedHealthCare	140	135	134	135

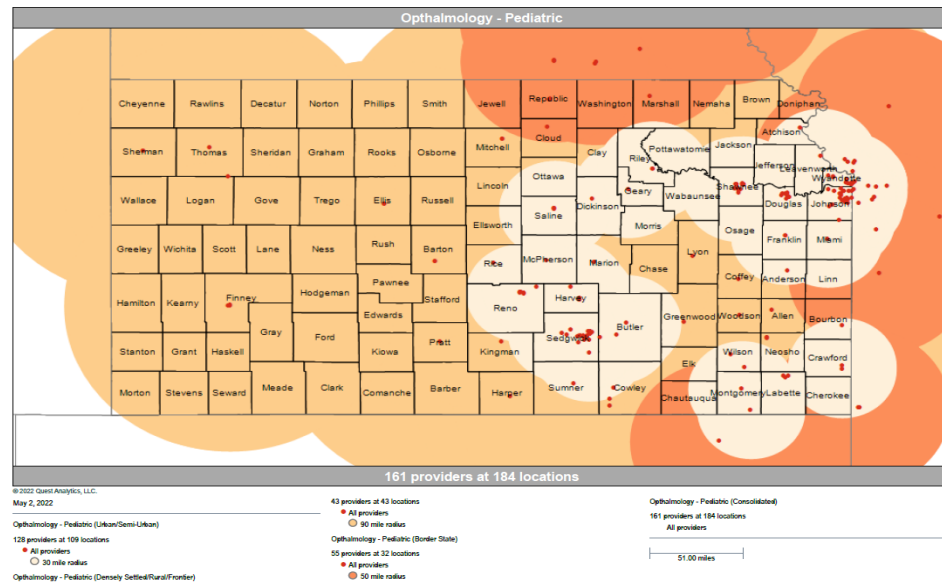
UNIQUE PROVIDER COUNT PEDIATRIC OPHTHALMOLOGY



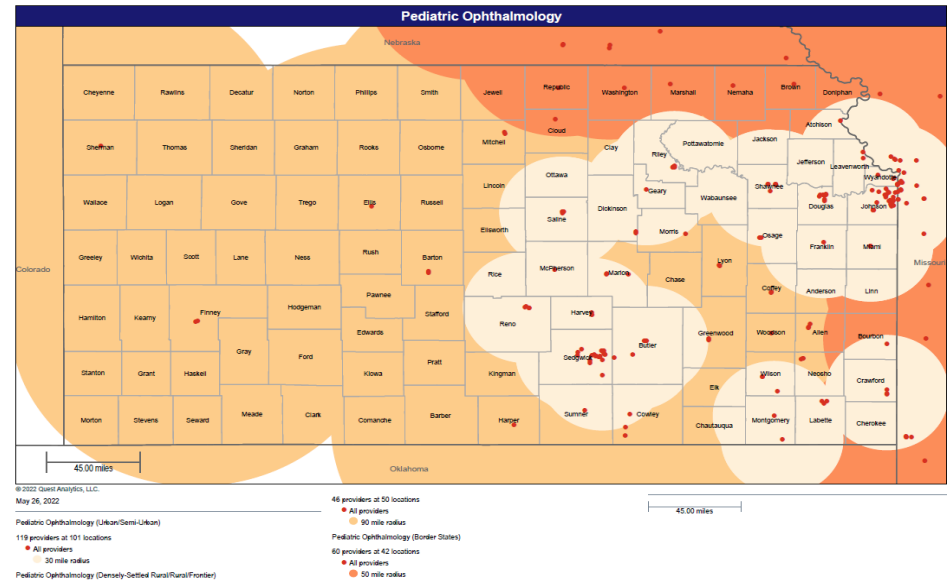
Aetna Better Health



Sunflower Health Plan



UnitedHealthCare

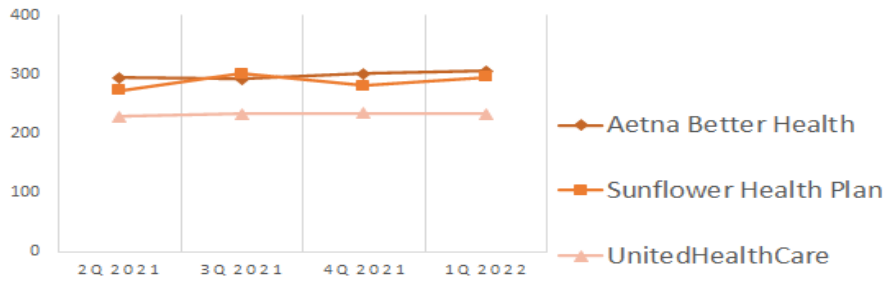


Orthopedics

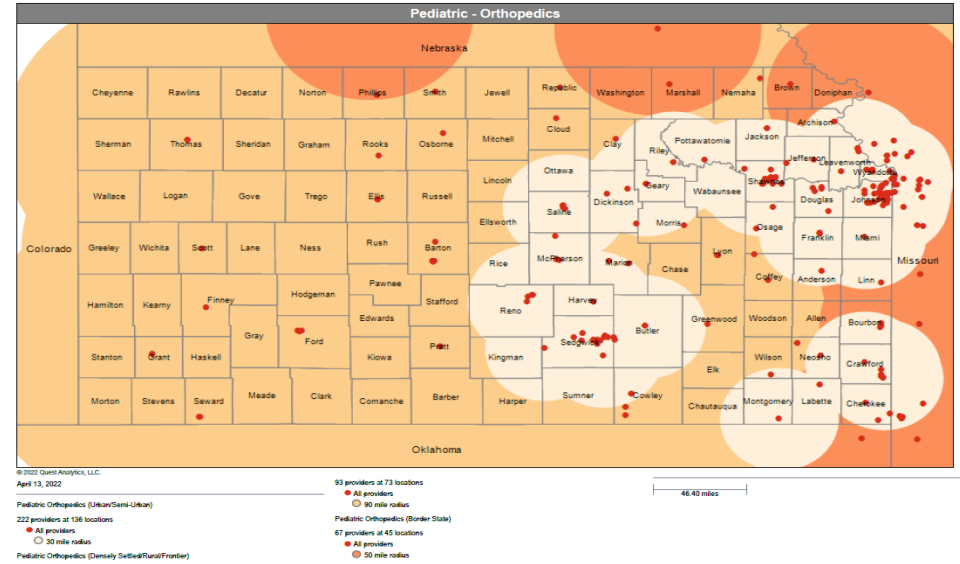
QUARTERLY COUNT TREND

	2Q 2021	3Q 2021	4Q 2021	1Q 2022
Aetna Better Health	294	292	301	306
Sunflower Health Plan	273	301	281	296
UnitedHealthCare	229	233	234	233

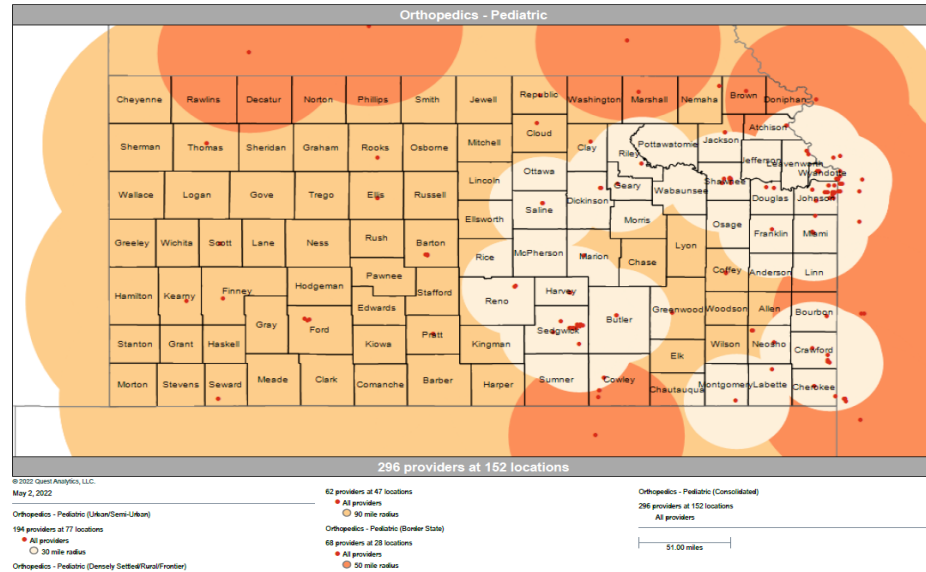
UNIQUE PROVIDER COUNT PEDIATRIC ORTHOPEDICS



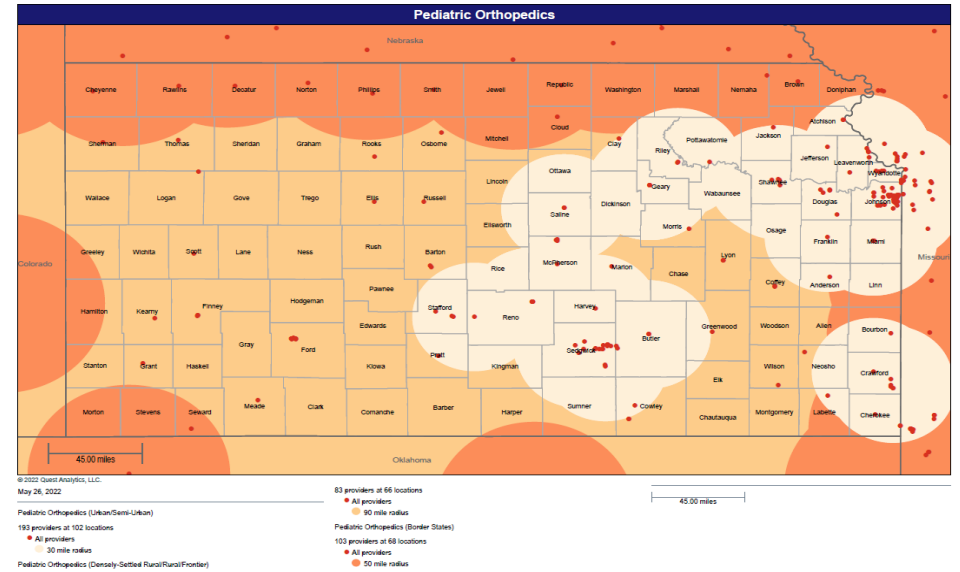
Aetna Better Health



Sunflower Health Plan



UnitedHealthCare

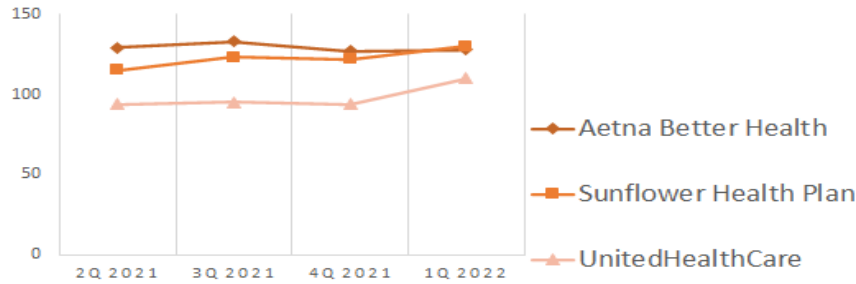


Otolaryngology

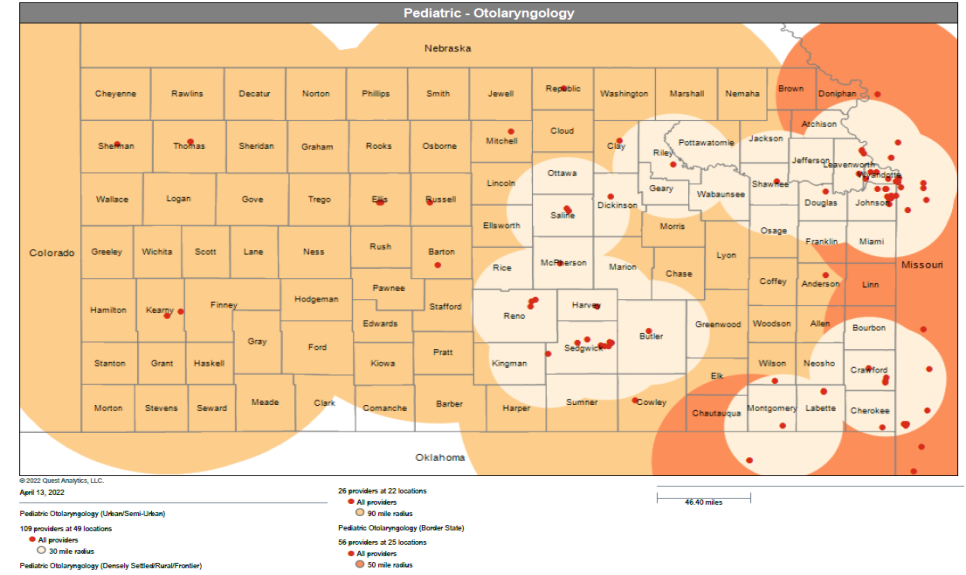
QUARTERLY COUNT TREND

	2Q 2021	3Q 2021	4Q 2021	1Q 2022
Aetna Better Health	129	133	127	128
Sunflower Health Plan	115	123	122	130
UnitedHealthCare	94	95	94	110

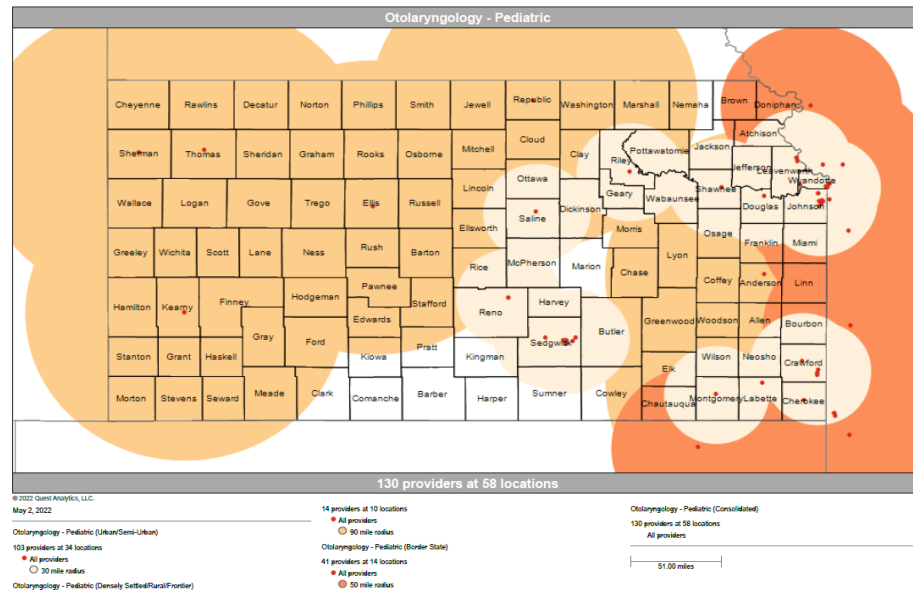
UNIQUE PROVIDER COUNT PEDIATRIC OTOLARYNGOLOGY



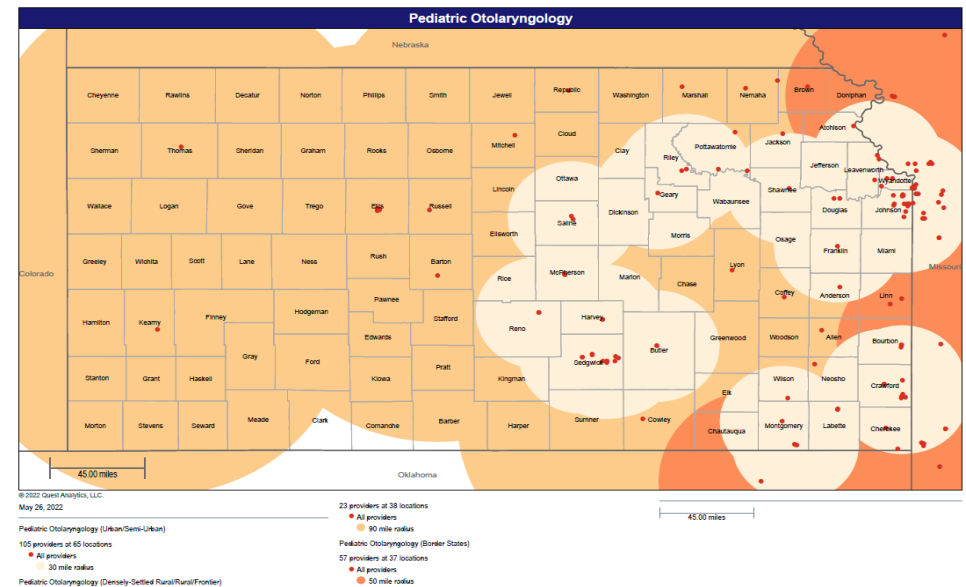
Aetna Better Health



Sunflower Health Plan



UnitedHealthCare

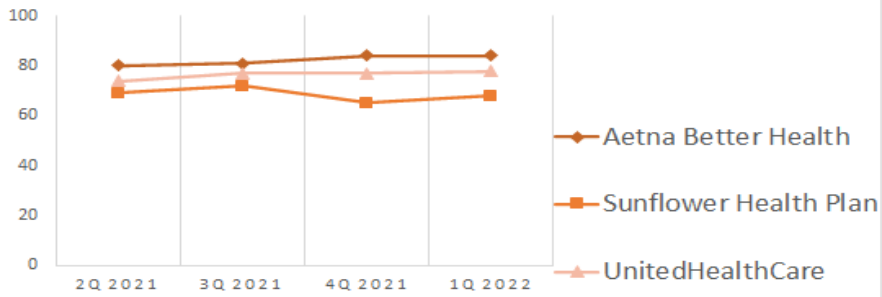


Physical Medicine/Rehab

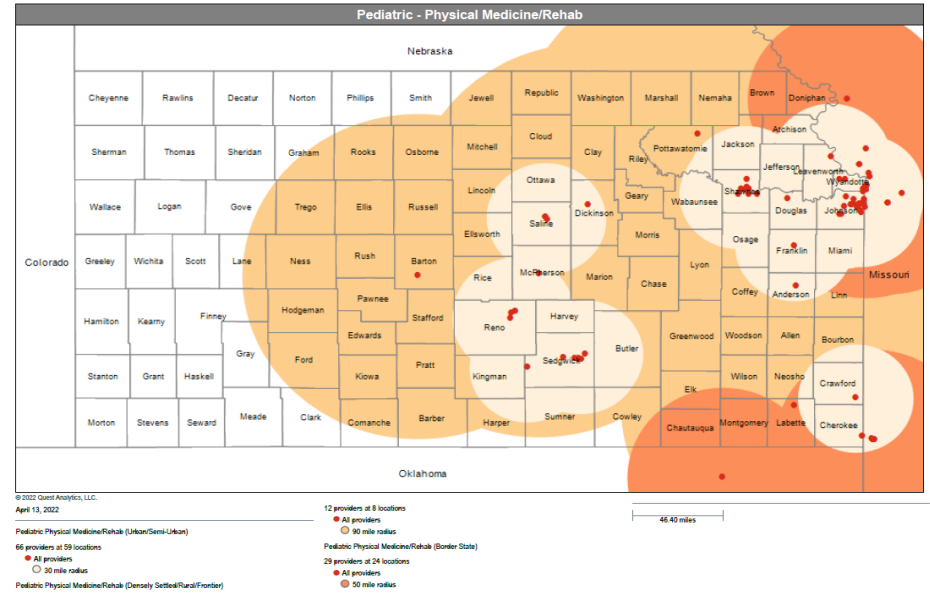
QUARTERLY COUNT TREND

	2Q 2021	3Q 2021	4Q 2021	1Q 2022
Aetna Better Health	80	81	84	84
Sunflower Health Plan	69	72	65	68
UnitedHealthCare	74	77	77	78

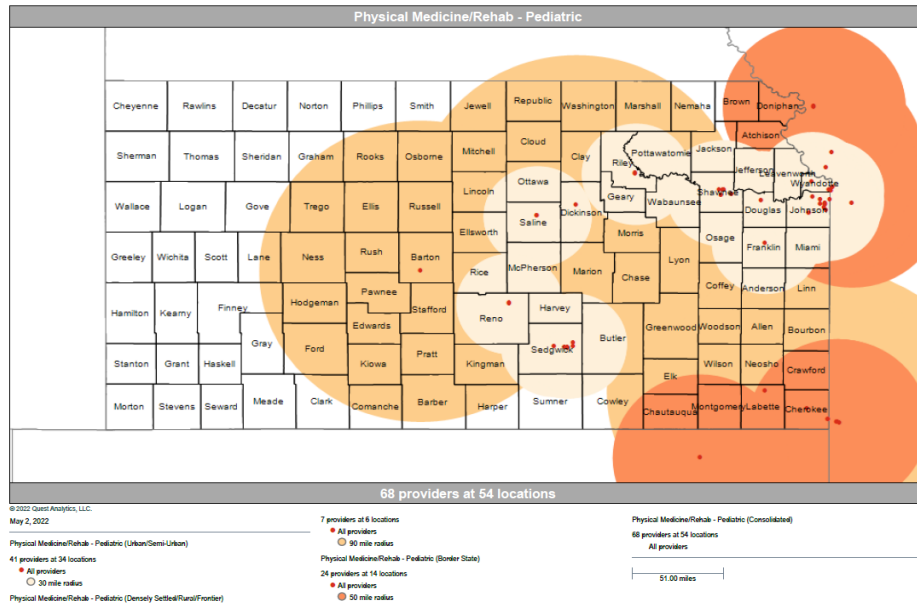
UNIQUE PROVIDER COUNT PEDIATRIC PHYSICAL REHABILITATION



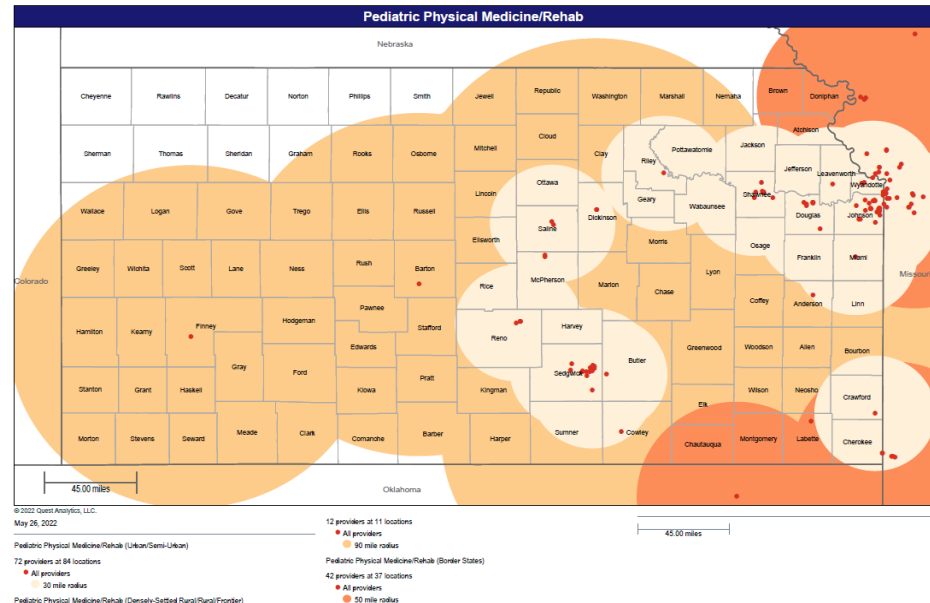
Aetna Better Health



Sunflower Health Plan



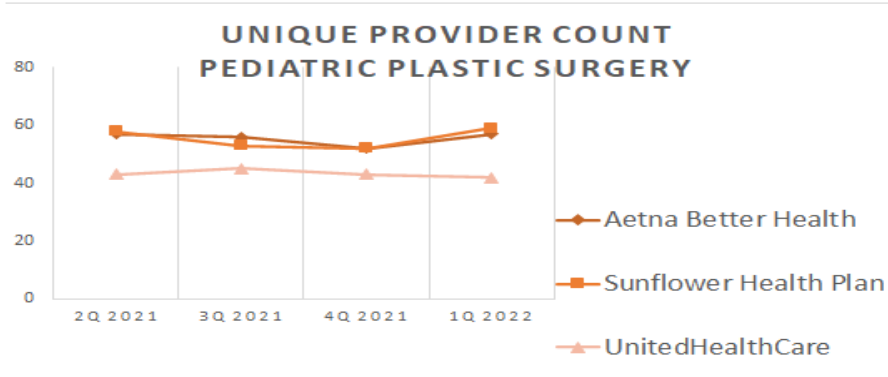
UnitedHealthcare



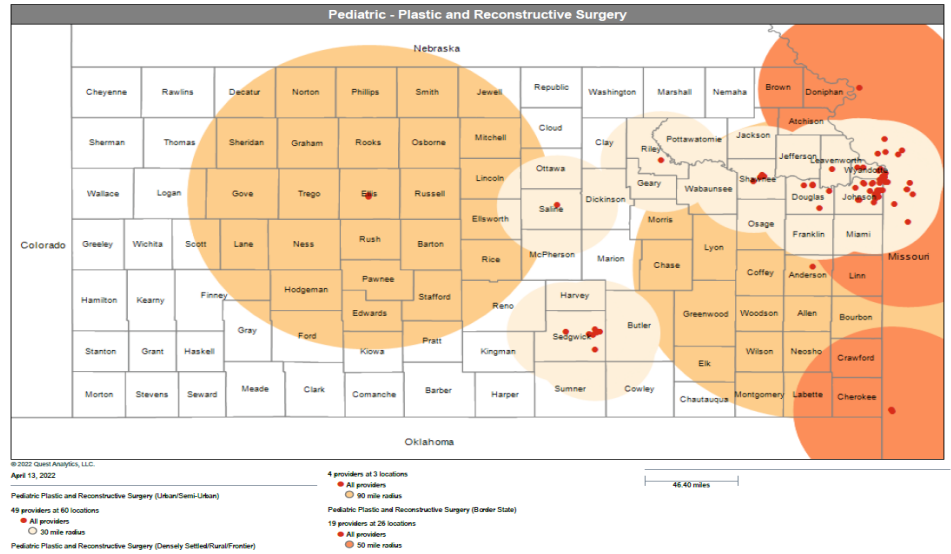
Plastic & Reconstructive Surgery

QUARTERLY COUNT TREND

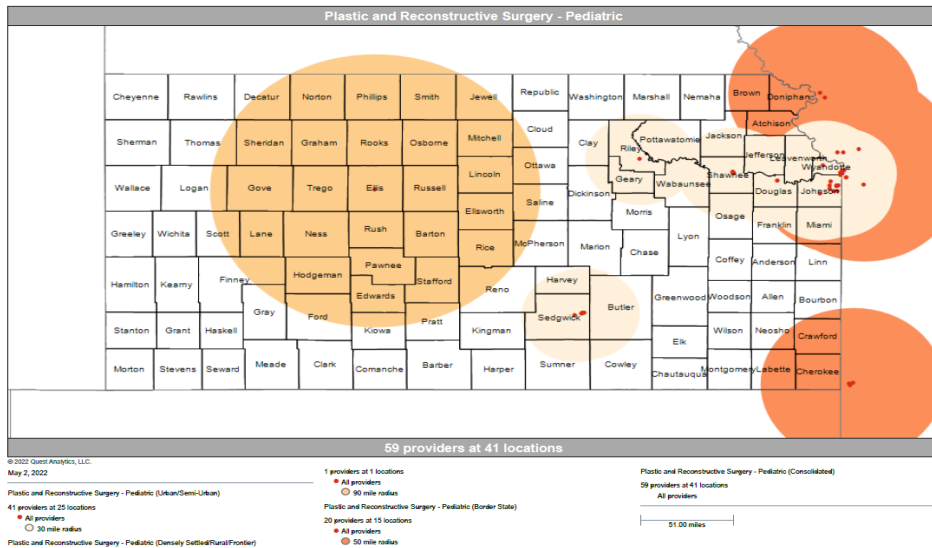
	2Q 2021	3Q 2021	4Q 2021	1Q 2022
Aetna Better Health	57	56	52	57
Sunflower Health Plan	58	53	52	59
UnitedHealthCare	43	45	43	42



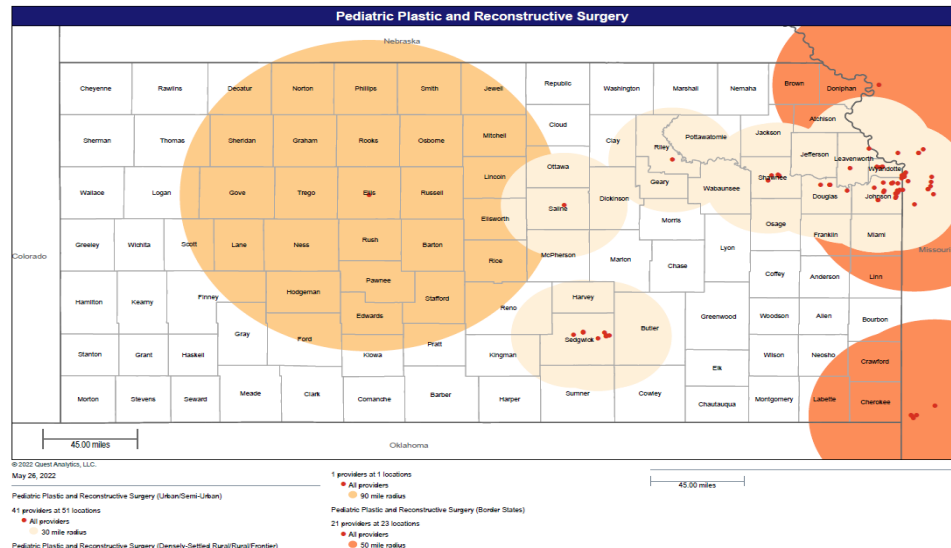
Aetna Better Health



Sunflower Health Plan



UnitedHealthcare

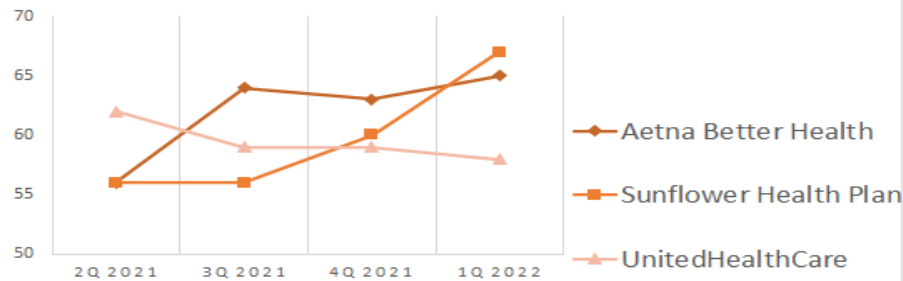


Podiatry

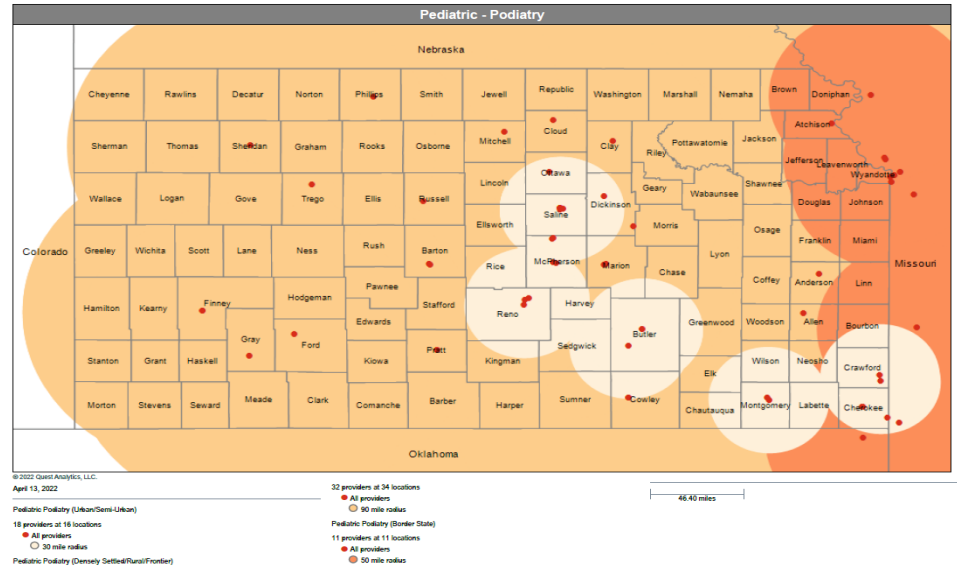
QUARTERLY COUNT TREND

	2Q 2021	3Q 2021	4Q 2021	1Q 2022
Aetna Better Health	56	64	63	65
Sunflower Health Plan	56	56	60	67
UnitedHealthCare	62	59	59	58

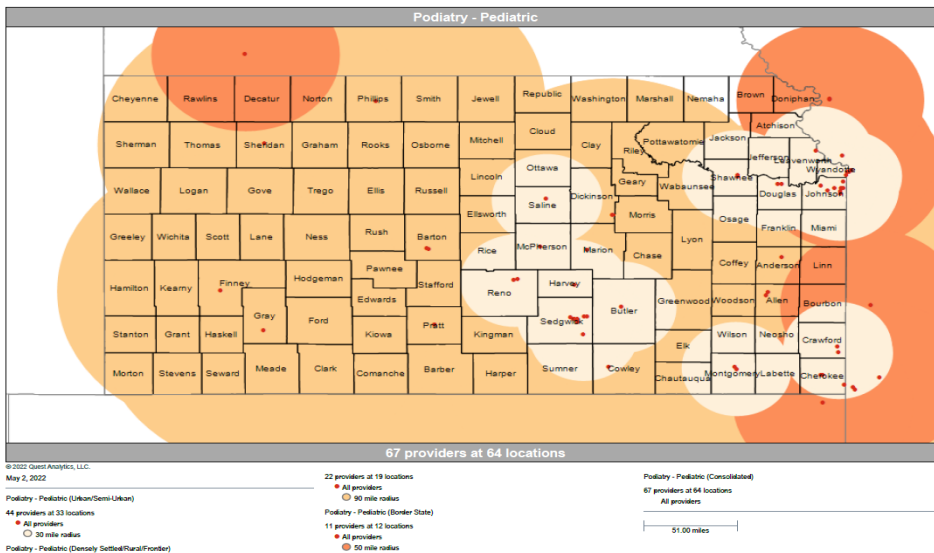
UNIQUE PROVIDER COUNT PEDIATRIC PODIATRY



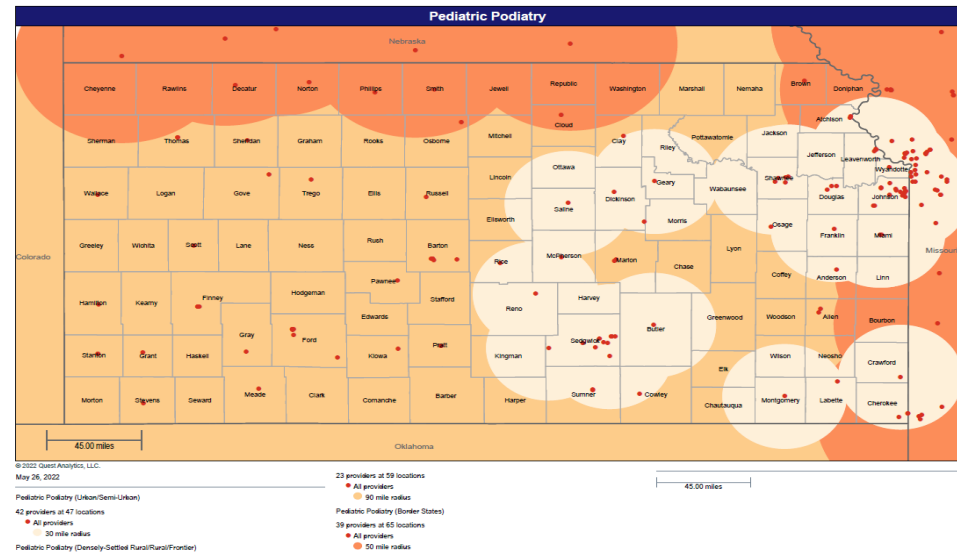
Aetna Better Health



Sunflower Health Plan



UnitedHealthcare

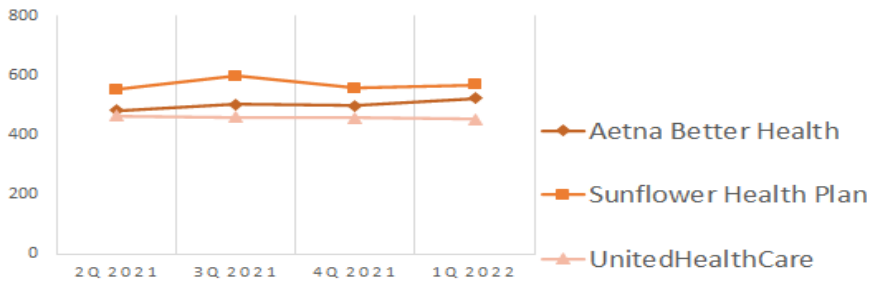


Psychiatrist

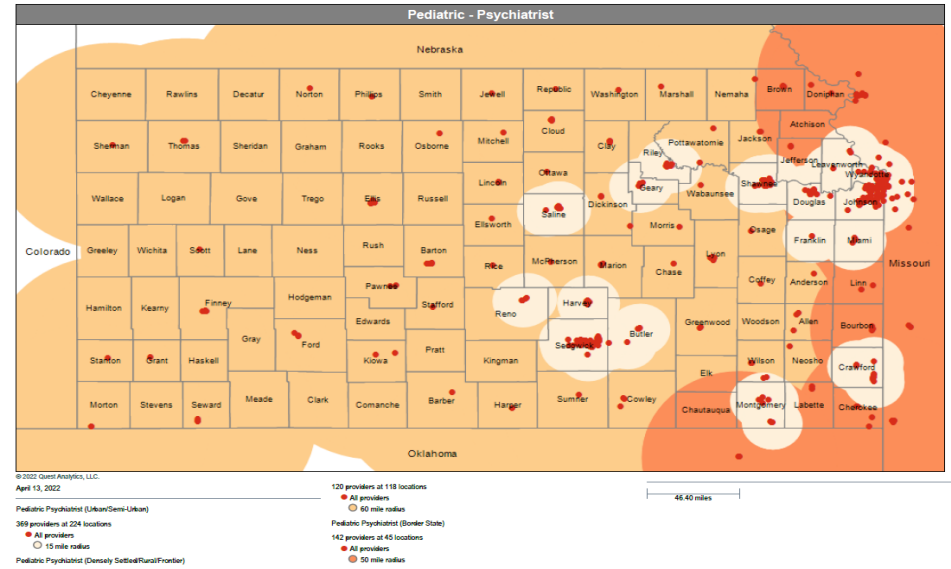
QUARTERLY COUNT TREND

	2Q 2021	3Q 2021	4Q 2021	1Q 2022
Aetna Better Health	483	502	497	523
Sunflower Health Plan	552	598	557	569
UnitedHealthCare	464	460	458	452

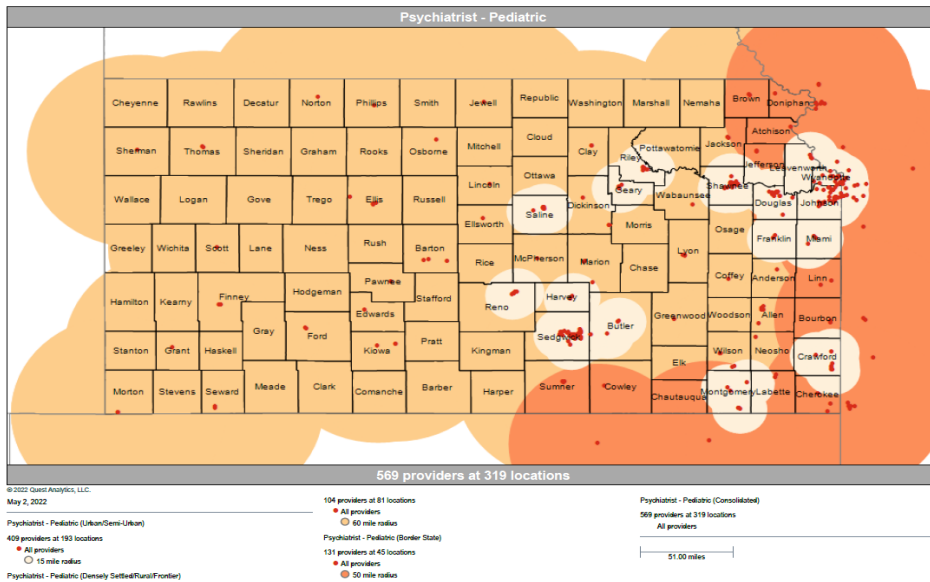
UNIQUE PROVIDER COUNT PEDIATRIC PSYCHIATRIST



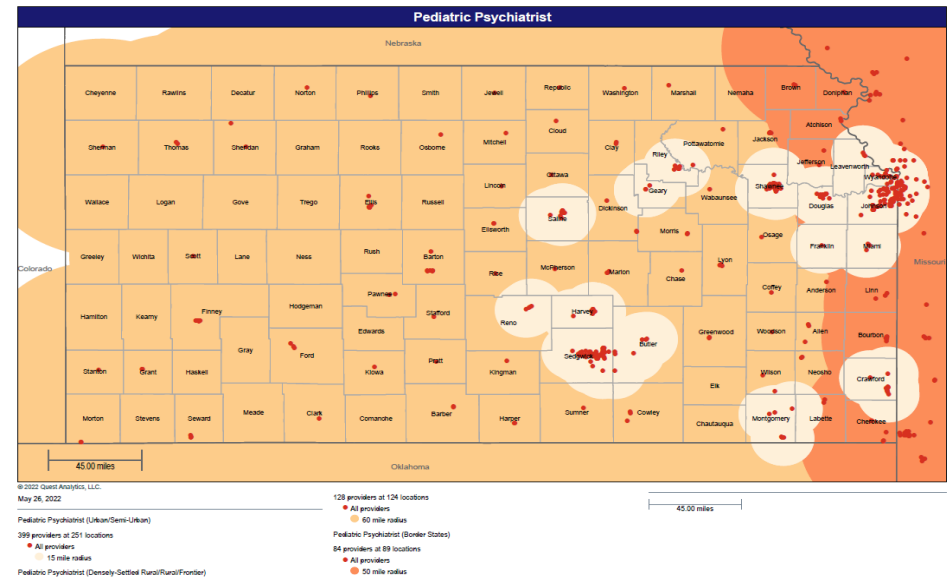
Aetna Better Health



Sunflower Health Plan



UnitedHealthcare

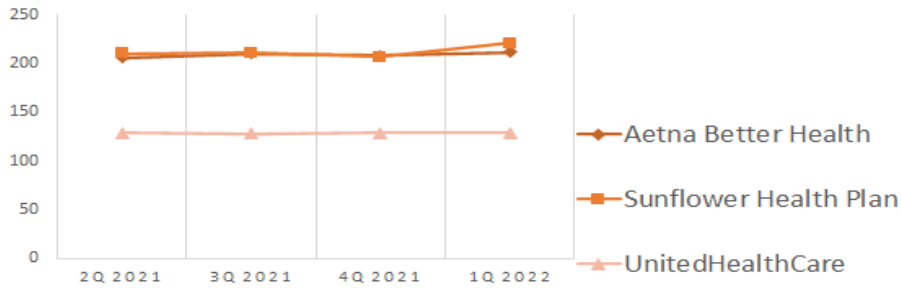


Pulmonary Disease

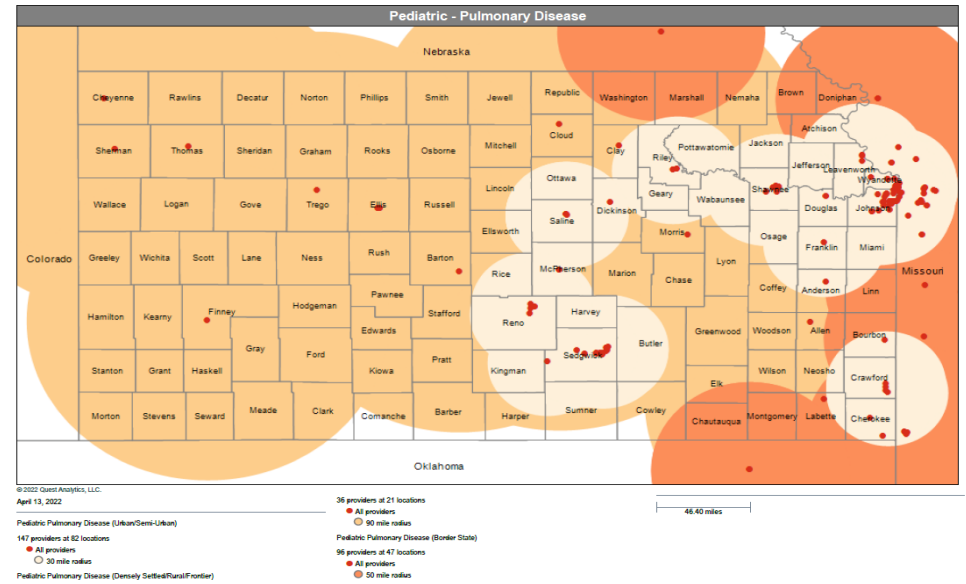
QUARTERLY COUNT TREND

	2Q 2021	3Q 2021	4Q 2021	1Q 2022
Aetna Better Health	206	210	208	212
Sunflower Health Plan	210	211	207	221
UnitedHealthCare	129	128	129	129

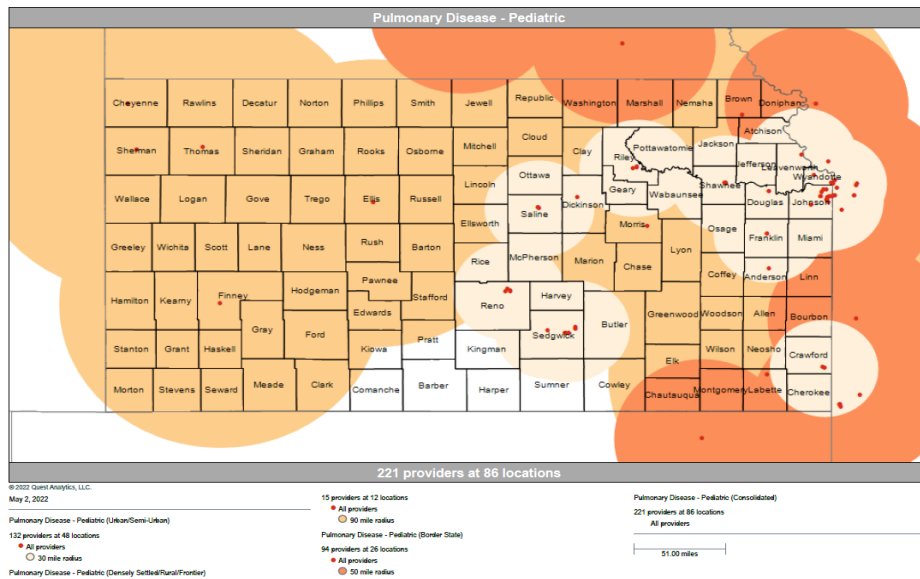
UNIQUE PROVIDER COUNT PEDIATRIC PULMONARY DISEASE



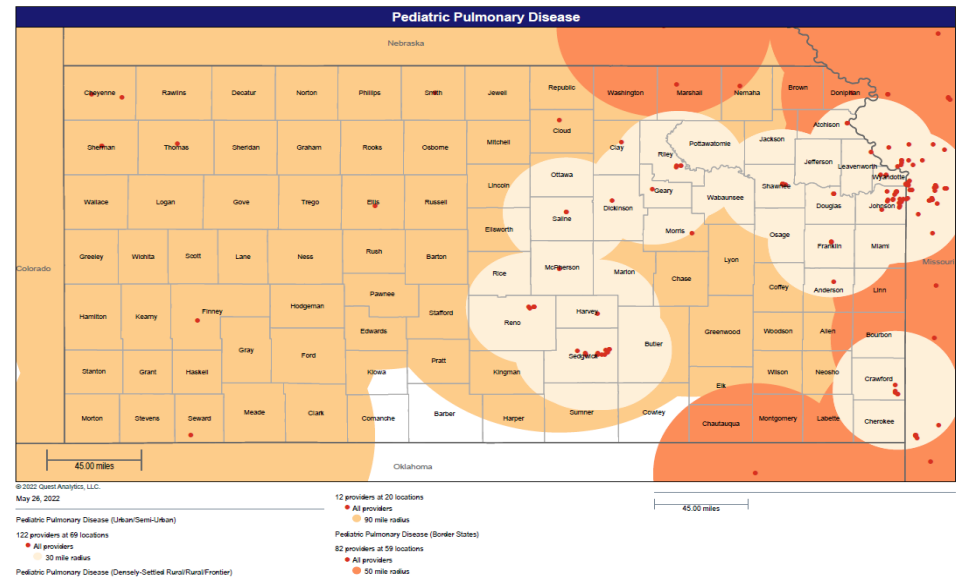
Aetna Better Health



Sunflower Health Plan



UnitedHealthCare

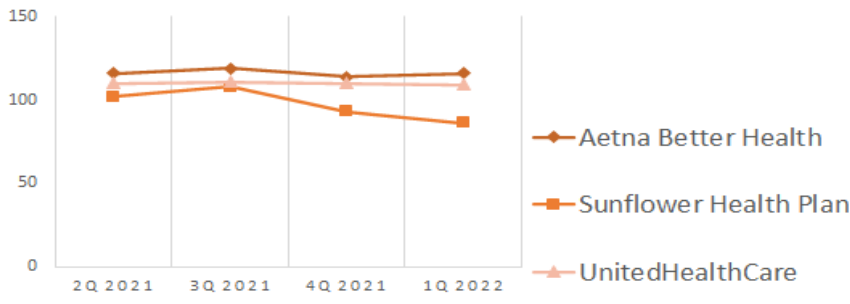


Urology

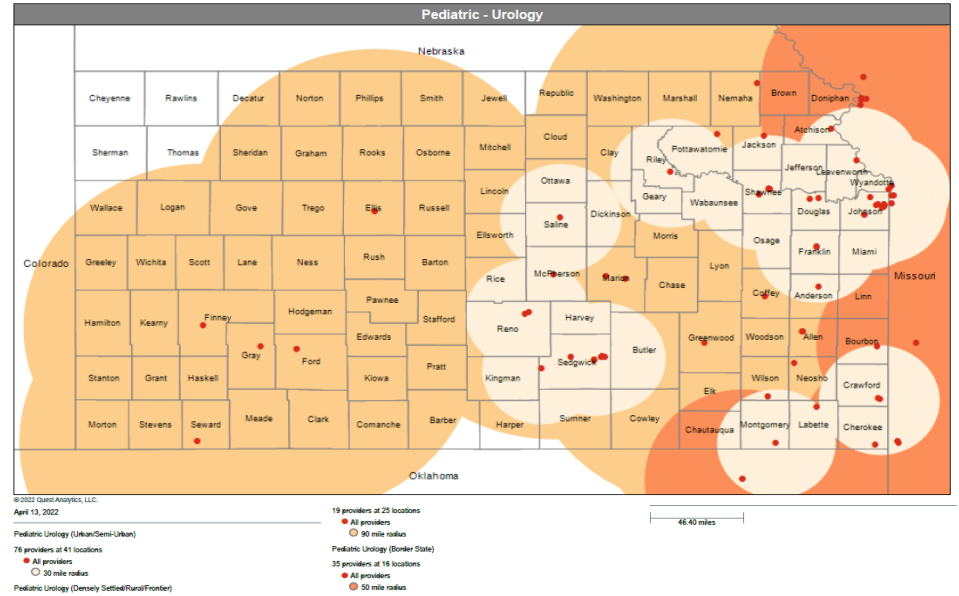
QUARTERLY COUNT TREND

	2Q 2021	3Q 2021	4Q 2021	1Q 2022
Aetna Better Health	116	119	114	116
Sunflower Health Plan	102	108	93	86
UnitedHealthCare	110	111	110	109

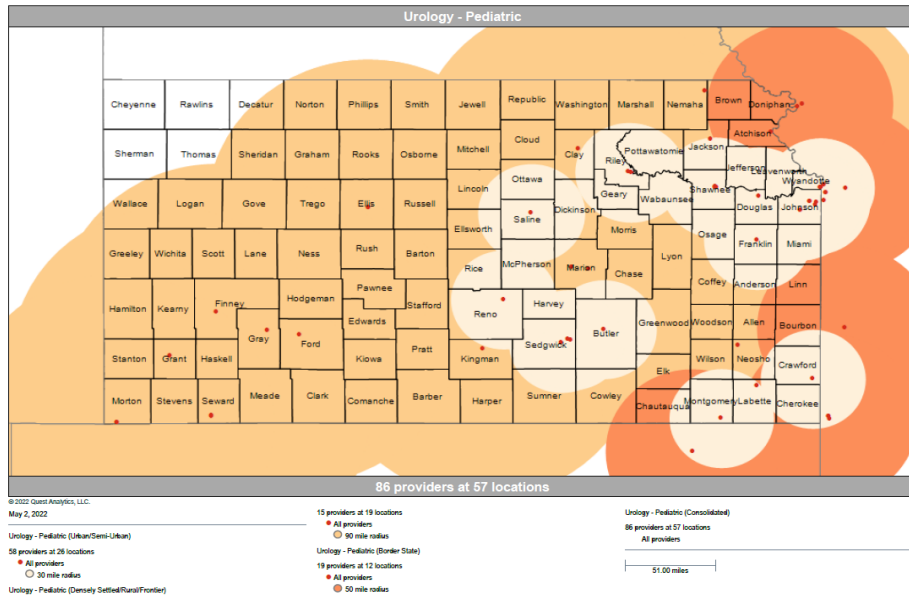
UNIQUE PROVIDER COUNT PEDIATRIC UROLOGY



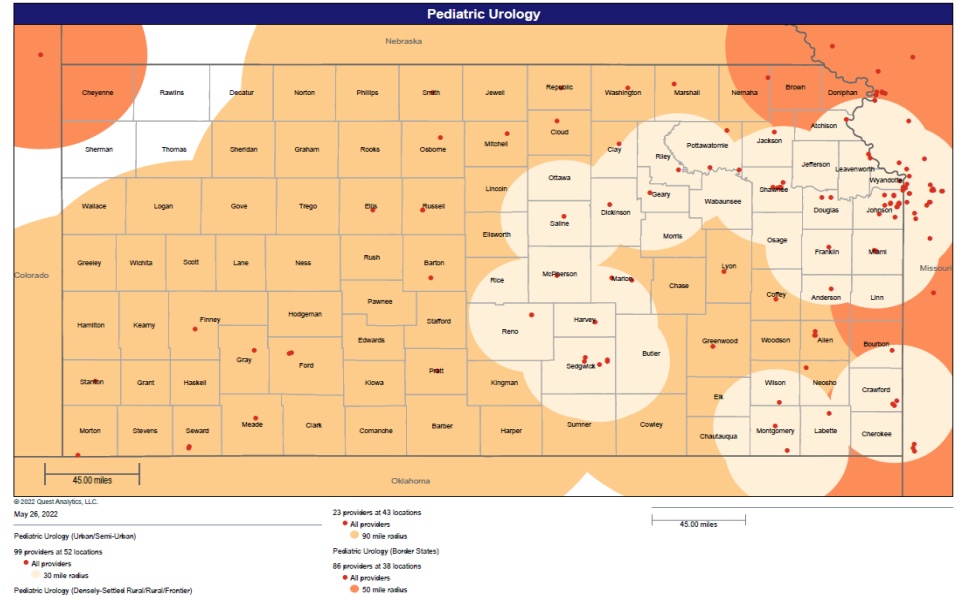
Aetna Better Health



Sunflower Health Plan



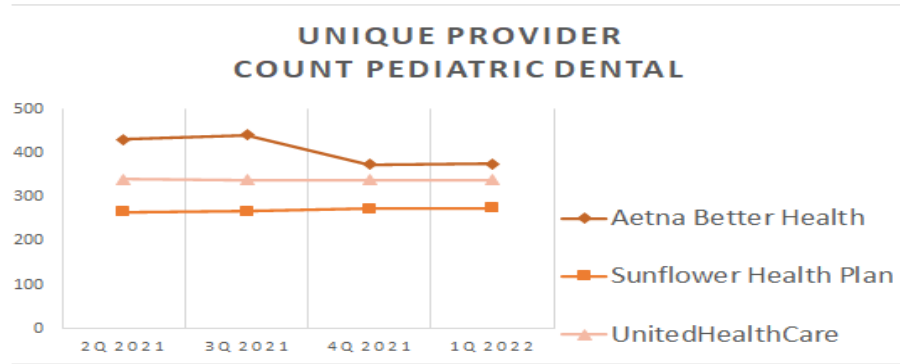
UnitedHealthCare



Dental Primary Care

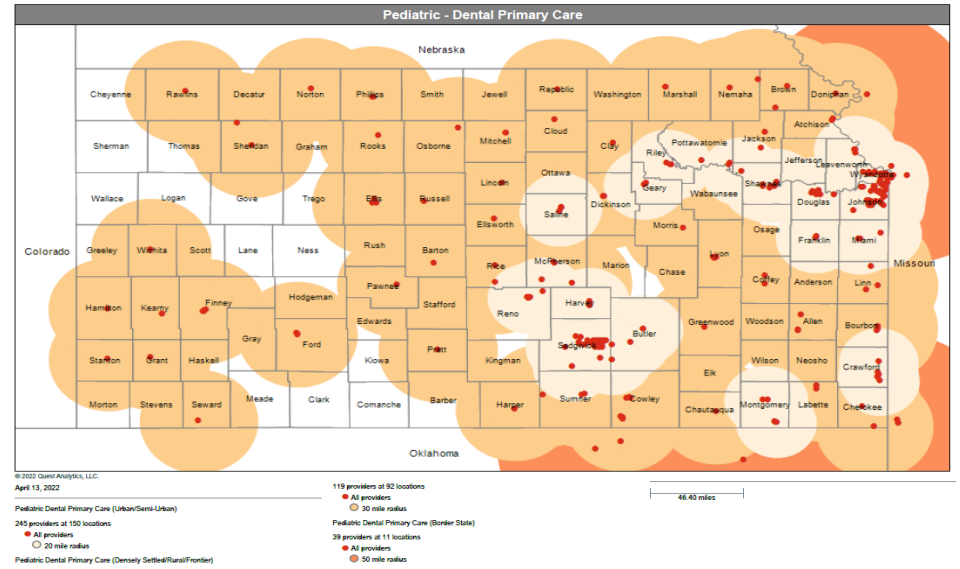
QUARTERLY COUNT TREND

	2Q 2021	3Q 2021	4Q 2021	1Q 2022
Aetna Better Health	431	442	375	376
Sunflower Health Plan	266	268	274	275
UnitedHealthCare	341	340	340	340

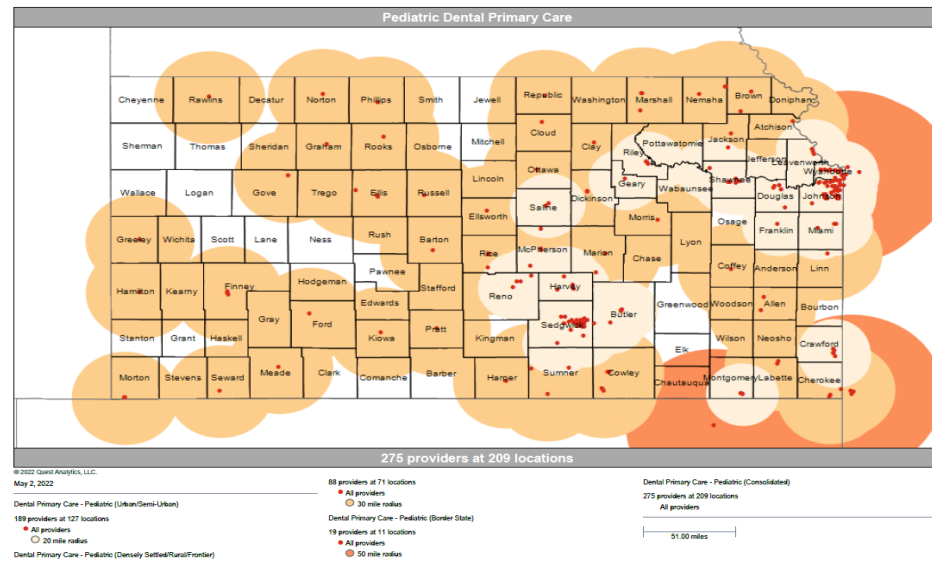


* As of 2Q 2021 Aetna is reporting all dentists whose locations serve pediatric.

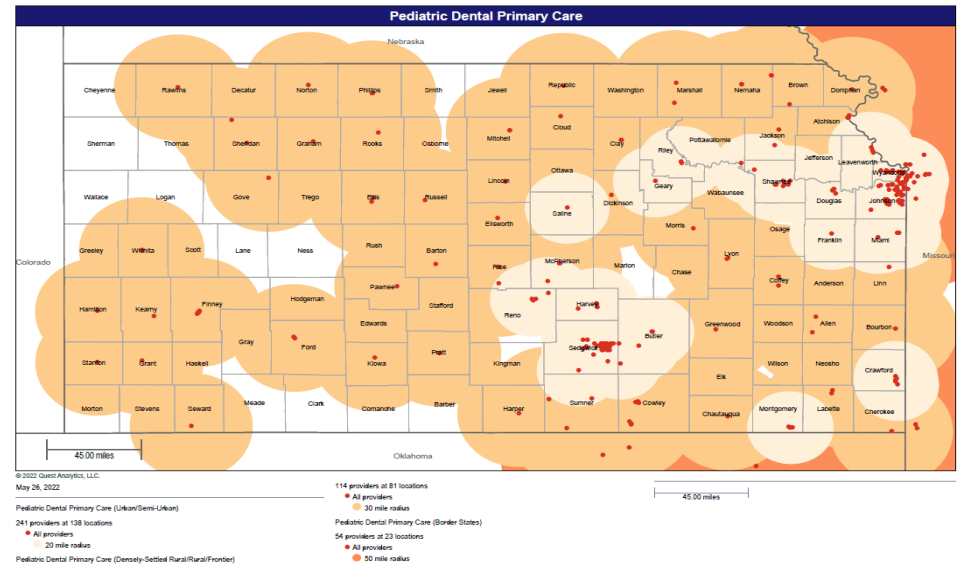
Aetna Better Health



Sunflower Health Plan



UnitedHealthcare



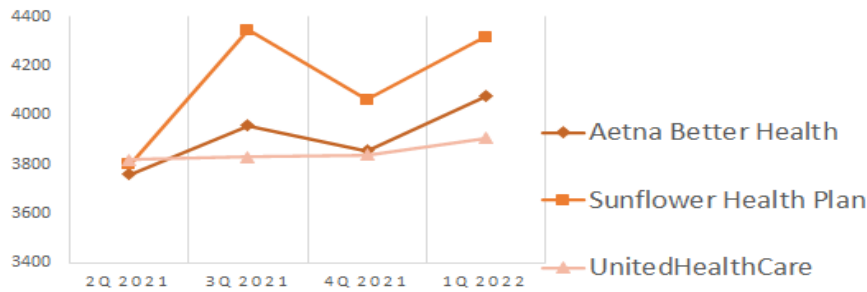
Behavioral Health

Behavioral Health

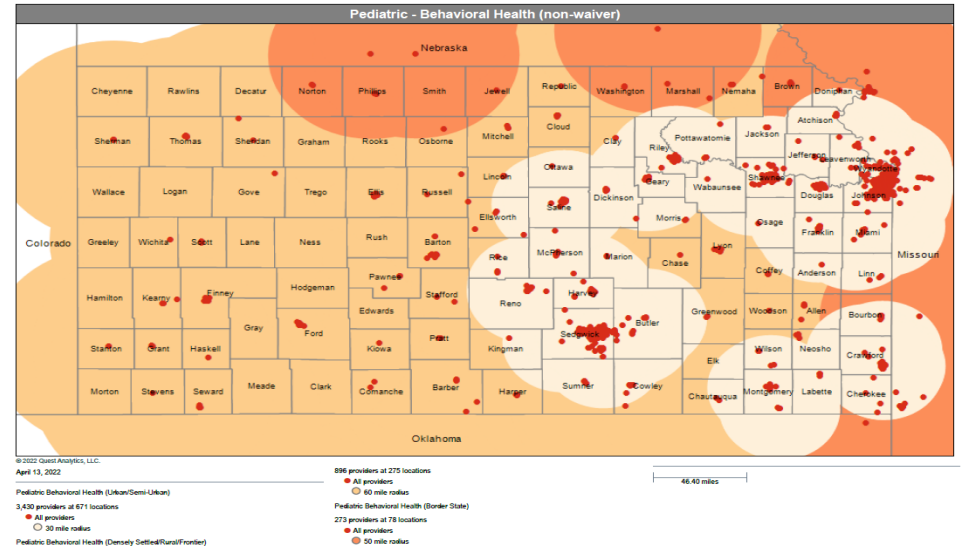
QUARTERLY COUNT TREND

Organization	2021 Q2	2021 Q3	2021 Q4	2022 Q1
Aetna Better Health	3760	3958	3855	4077
Sunflower Health Plan	3799	4346	4061	4317
UnitedHealthCare	3818	3831	3839	3905

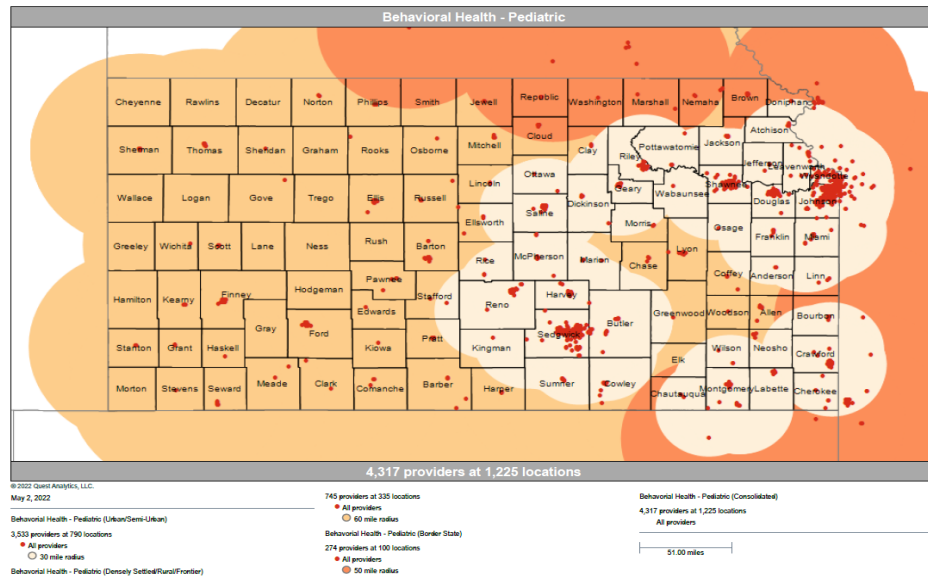
UNIQUE PROVIDER COUNT PEDIATRIC BEHAVIORAL HEALTH



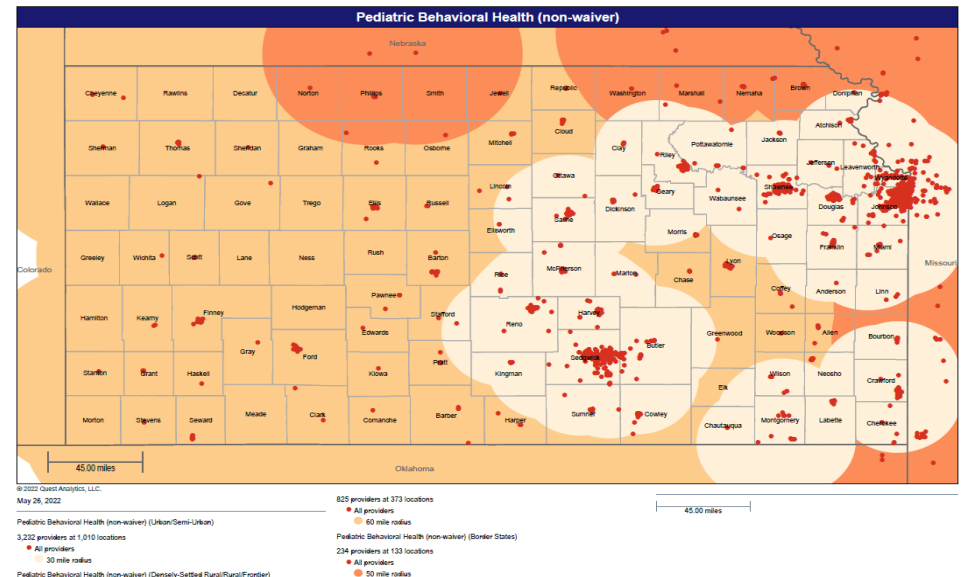
Aetna Better Health



Sunflower Health Plan



UnitedHealthcare





KanCare Managed Care Organization

Network Access As of April 1, 2022

Description of Provider Types and Specialties

Provider Type/Specialty	Description
Primary Care Provider (PCP)	<p>All KanCare members will select or be assigned to a PCP. The KanCare MCOs contract with PCPs to provide, to their members, primary care services including:</p> <ul style="list-style-type: none"> • Basic diagnosis and treatment of common illnesses and medical conditions • Counseling and education on safe health behaviors, self-care skills, treatment options, and preventive services • Referrals to specialists for treatment and management of more complex conditions <p>Family practitioners, general practitioners, internists, pediatricians, OB/GYNs, and other types of providers contracted to fulfill this purpose, may function as PCPs. In addition, physician assistants and nurse practitioners supporting the types of physicians listed above may function as PCPs. The access standard for urban and semi-urban counties is that a PCP be available within 20 miles of the member's residence. For rural and frontier counties, a PCP should be available within 30 miles of the member's residence.</p>
Allergy	<p>Allergists are doctors who specialize in diagnosis, treatment and management of allergies, asthma and immunologic disorders. The KanCare MCOs contract with allergists to provide these services to their members. The access standard for urban and semi-urban counties is that an allergist be available within 25 miles of the member's residence. For rural and frontier counties, an allergist should be available within 100 miles of the member's residence.</p>
Cardiology	<p>Cardiologists are doctors who specialize in diagnosing and treating diseases or conditions of the heart and blood vessels—the cardiovascular system. The KanCare MCOs contract with cardiologists and cardiovascular surgeons to provide these services to their members. The access standard for urban and semi-urban counties is that a cardiologist be available within 25 miles of the member's residence. For rural and frontier counties, a cardiologist should be available within 100 miles of the member's residence.</p>
Dermatology	<p>Dermatologists are doctors who specialize in diagnosis, treatment, and prevention of skin diseases or skin cancers. The KanCare MCOs contract with dermatologists to provide these services to their members. The access standard for urban and semi-urban counties is that a dermatologist be available within 25 miles of the member's residence. For rural and frontier counties, a dermatologist should be available within 100 miles of the member's residence.</p>
Internal Medicine	<p>Physicians specializing in internal medicine, internists, deal with the prevention, diagnosis, and treatment of adult diseases. The access standard for urban and semi-urban counties is that an internist be available within 25 miles of the member's residence. For rural and frontier counties, an internist should be available within 100 miles of the member's residence.</p>
Gastroenterology	<p>Gastroenterologists are doctors who specialize in diseases of the digestive tract. The KanCare MCOs contract with gastroenterologists to provide these services to their members. The access standard for urban and semi-urban counties is that a gastroenterologist be available within 25 miles of the member's residence. For rural and frontier counties, a gastroenterologist should be available within 100 miles of the member's residence.</p>
General Surgery	<p>A general surgeon is a physician who has been educated and trained in the diagnosis and preoperative, operative, and postoperative management of patient care. The KanCare MCOs contract with general surgeons to provide these services to their members. The access standard for urban and semi-urban counties is that a general surgeon be available within 25 miles of the member's residence. For rural and frontier counties, a general surgeon should be available within 100 miles of the member's residence.</p>
Hematology/Oncology	<p>Hematologists are doctors who specialize in diagnosis, treatment, and management of blood disorders. The KanCare MCOs contract with hematologists to provide these services to their members. The access standard for urban and semi-urban counties is that a hematologist be available within 25 miles of the member's residence. For rural and frontier counties, a hematologist should be available within 100 miles of the member's residence.</p>



Neonatology	Neonatologists are doctors who specialize in the treatment of newborn infants—especially premature and ill infants. The KanCare MCOs contract with neonatologists to provide these services to their members. The access standard for urban and semi-urban counties is that a neonatologist be available within 25 miles of the member’s residence. For rural and frontier counties, a neonatologist should be available within 100 miles of the member’s residence.
Nephrology	Nephrologists are doctors who specialize in diagnosis and management of kidney diseases. The KanCare MCOs contract with nephrologists to provide these services to their members. The access standard for urban and semi-urban counties is that a nephrologist be available within 25 miles of the member’s residence. For rural and frontier counties, a nephrologist should be available within 100 miles of the member’s residence.
Neurology	Neurologists are doctors who specialize in diagnosis and treatment of disorders of the nervous system. The KanCare MCOs contract with neurologists to provide these services to their members. The access standard for urban and semi-urban counties is that a neurologist be available within 25 miles of the member’s residence. For rural and frontier counties, a neurologist should be available within 100 miles of the member’s residence.
Neurosurgery	Neurosurgeons are doctors who specialize in brain and spinal surgery. The KanCare MCOs contract with neurosurgeons to provide these services to their members. The access standard for urban and semi-urban counties is that a neurosurgeon be available within 25 miles of the member’s residence. For rural and frontier counties, a neurosurgeon should be available within 100 miles of the member’s residence.
OB/GYN	An obstetrician/gynecologist (OB/GYN) is a physician who both delivers babies and treats diseases of the female reproductive organs. The KanCare MCOs contract with OB/GYNs, including specialists in maternal fetal medicine and certified nurse midwives, to provide these services to their members. The access standard for urban and semi-urban counties is that an OB/GYN be available within 15 miles of the member’s residence. For rural and frontier counties, an OB/GYN should be available within 60 miles of the member’s residence.
Ophthalmology	An ophthalmologist is a physician specializing in medical and surgical eye problems. Since ophthalmologists perform operations on eyes, they are both surgical and medical specialists. The KanCare MCOs contract with ophthalmologists to provide these services to their members. The access standard for urban and semi-urban counties is that an ophthalmologist be available within 25 miles of the member’s residence. For rural and frontier counties, an ophthalmologist should be available within 100 miles of the member’s residence.
Orthopedics	Orthopedists are doctors who specialize in disorders of the bones, ligaments, tendons and joints. The KanCare MCOs contract with orthopedists to provide these services to their members. The access standard for urban and semi-urban counties is that an orthopedist be available within 25 miles of the member’s residence. For rural and frontier counties, an orthopedist should be available within 100 miles of the member’s residence.
Otolaryngology	An otolaryngologist is a physician who specializes in the diagnosis and treatment of disorders of the head and neck. This specialty is more commonly known as ENT (ear, nose, and throat). The access standard for urban and semi-urban counties is that an otolaryngologist be available within 25 miles of the member’s residence. For rural and frontier counties, an otolaryngologist should be available within 100 miles of the member’s residence.
Physical Medicine/Rehab	Physical medicine and rehabilitation is an area of medicine that strives to restore and enhance function and quality of life to those with physical impairments or disabilities. A physician in this field, a physiatrist, specializes in restoring function to people with injuries to the muscles, bones, tissues, and nervous system (such as stroke patients). The access standard for urban and semi-urban counties is that a physiatrist be available within 25 miles of the member’s residence. For rural and frontier counties, a physiatrist should be available within 100 miles of the member’s residence.
Plastic & Reconstructive Surgery	A plastic surgeon specializes in the correction or restoration of form and function. Although cosmetic surgery is the most well-known type of plastic surgery, most plastic surgery is not cosmetic. Plastic surgeons deal with reconstructive surgery as well as the treatment of burns. The access standard for urban and semi-urban counties is that a plastic surgeon be available within 25 miles of the member’s residence. For rural and frontier counties, a plastic surgeon should be available within 100 miles of the member’s residence.



**KanCare Managed Care Organization
Network Access As of April 1, 2022**

Podiatry	A podiatrist is a physician who specializes in the diagnosis and treatment of disorders of the foot, ankle, and lower extremities. The access standard for urban and semi-urban counties is that a podiatrist be available within 25 miles of the member's residence. For rural and frontier counties, a podiatrist should be available within 100 miles of the member's residence.
Psychiatrist	A psychiatrist is a physician who specializes in the prevention, diagnosis, and treatment of mental, addictive, and emotional disorders. The KanCare MCOs contract with psychiatrists to provide these services to their members. The access standard for urban and semi-urban counties is that a psychiatrist be available within 15 miles of the member's residence. For rural and frontier counties, a psychiatrist should be available within 60 miles of the member's residence.
Pulmonary Disease	A pulmonologist is a physician who diagnoses and treats diseases and conditions of the lungs and chest. Pulmonology often involves managing patients who need life support and mechanical ventilation. The access standard for urban and semi-urban counties is that a pulmonologist be available within 25 miles of the member's residence. For rural and frontier counties, a pulmonologist should be available within 100 miles of the member's residence.
Urology	Urology focuses on the urinary tract in males and females, and on the reproductive system in males. Urologists diagnose, treat, and manage patients with urological disorders. The organs covered by urology include the kidneys, ureters, urethra, urinary bladder, adrenal gland and the male reproductive organs. The access standard for urban and semi-urban counties is that a urologist be available within 25 miles of the member's residence. For rural and frontier counties, a urologist should be available within 100 miles of the member's residence.
Hospital	Hospitals are healthcare institutions that provide patient treatment by specialized staff and equipment. Hospitals most commonly provide overnight stays for people with serious or life threatening health problems, emergency care, and surgical care. The KanCare MCOs contract with hospitals to provide these services to their members. The access standard for both urban and rural counties is that a hospital be available within 30 miles of the member's residence.
Optometry	An optometrist is a health care professional who is licensed to provide primary eye care services. The KanCare MCOs contract with optometrists to provide these services to their members. The access standard for both urban and rural counties is that an optometrist be available within 30 minutes transport time of the member's residence. The plans have used 30 miles as a proxy for 30 minutes transport time.
Dental Primary Care	Dental primary care includes dental procedures or protocols that attempt to preserve oral hard tissues (teeth) and soft tissues (gums) in good health. Common examples of services include checkups, cleanings, fluoride treatment and sealants. The KanCare MCOs contract with dental providers, including general dentistry practitioners and pediatric dentists, to provide primary dental care services to their members. The access standard for urban and semi-urban counties is that dental primary care be available within 20 miles of the member's residence. For rural and frontier counties, dental primary care should be available within 30 miles of the member's residence.
Retail Pharmacy	Retail pharmacists are medical professionals who prepare and sell prescription drugs as directed by physicians. Pharmacists use their knowledge and training to counsel customers on the appropriate dosages as well as provide instructions concerning the safety of combining certain medications. The KanCare MCOs contract with retail pharmacies to provide these services to their members. The access standard for urban and semi-urban counties is that a retail pharmacy be available within 10 miles of the member's residence. For rural and frontier counties, a retail pharmacy should be available within 30 miles of the member's residence.
Behavioral Health	Behavioral healthcare refers to a continuum of services for individuals at risk of, or suffering from, mental, behavioral, or addictive disorders. The KanCare MCOs contract with behavioral health providers, including mental health and substance use disorder providers, to offer these services to their members. The access standard for urban and semi-urban counties is that behavioral health services be available within 30 miles of the member's residence. For densely-settled rural counties, behavioral health services should be available within 45 miles of the member's residence. For rural and frontier counties, behavioral health services should be available within 60 miles of the member's residence. The KanCare MCOs were instructed to exclude Community Mental Health Centers (CMHCs), Psychiatric Residential Treatment Facilities (PRTFs), and Regional Alcohol and Drug Assessment Centers (RADACs) when creating these maps, as all of these providers must be in network for all plans due to the nature of service they provide.